

WASHINGTON COUNTY SHERIFF'S OFFICE



2020

ANNUAL REPORT

TABLE OF CONTENTS

INTRODUCTION **PAGE**

LETTER FROM THE SHERIFF.....	2
MISSION & VISION STATEMENTS.....	3
BUDGET SUMMARY.....	4
PERSONNEL CHART.....	6

PATROL DIVISION

PATROL QUICK FACTS.....	8
TRAINING & RECRUITMENT.....	9
NARCOTICS TASK FORCE	10
GANG INVESTIGATION UNIT.....	10
K-9 UNIT	10
TRAFFIC/CRIMINAL INTERDICTION UNIT.....	11
COMMUNITY & SCHOOL RESOURCE DEPUTY PROGRAMS...	11
SPECIAL RESPONSE TEAM (SRT).....	12
SEX OFFENDER REGISTRATION UNIT	13
CRIMINAL INVESTIGATION UNIT.....	14
POLICE COMMUNICATIONS & CALL STATISTICS.....	16
DOMESTIC VIOLENCE UNIT.....	22
CRIME ANALYST.....	22
BURGLAR ALARM RESPONSE.....	23
UNIFORM CRIME REPORT (UCR).....	24
DUI/DWI ENFORCEMENT.....	27
ACCIDENT INFORMATION.....	28
TRAFFIC.....	30

CENTRAL BOOKING

ARRESTING AGENCY MONTHLY STATISTICS	31
---	----

JUDICIAL DIVISION **PAGE**

COURTROOM SECURITY, PRISONER TRANSPORT.....	32
CIVIL & CRIMINAL PROCESS.....	34
CHILD SUPPORT ENFORCEMENT.....	35
WARRANT TASK FORCE.....	36
WARRANTS/CRIMINAL SUMMONS.....	38
JUDICIAL FLEET.....	39

DETENTION DIVISION

POINTS OF INTEREST.....	40
REVENUES.....	41
FACILITY INSPECTIONS	41
BUDGETARY/STAFFING COMPARISONS.....	42
INMATE HOUSING REPORT.....	43
TRAINING & RECRUITMENT.....	44
INMATE DISCIPLINARY STATISTICS.....	45
SECURITY DIVISION.....	46
INMATE POPULATION STATISTICS.....	47
INTAKE OFFICE.....	52
TRANSPORTATION UNIT.....	53
INMATE PROGRAMS.....	54
DAY REPORTING CENTER.....	56
JAIL SUBSTANCE ABUSE PROGRAM (J.S.A.P.)	57
INMATE COMMISSARY/ACCOUNTS MANAGEMENT.....	58
INMATE VISITING.....	58
CLASSIFICATION.....	59
FOOD SERVICES & INMATE EDUCATION.....	60
MEDICAL & MENTAL HEALTH.....	61
OPERATIONS OUTCOME MEASURES.....	62

FROM THE SHERIFF



Office of the Sheriff:
Washington County
500 Western Maryland Parkway
Hagerstown, MD 21740-5199
Sheriff Douglas W. Mullendore

OFFICE: 240-313-2101
FAX: 240-313-2105
Email: dmullendore@washco-md.net



Dear Citizens,

This year has been an extremely challenging year for law enforcement and corrections. The COVID-19 pandemic has brought new challenges never faced before. We took steps immediately to reduce the effects of the pandemic on the Sheriff's Office and we have been able to continue full operations throughout the year despite these challenges. The Detention Center has been able to keep the COVID virus out of the general population of the jail with only one inmate testing positive for COVID after having been at the hospital for a period of time. No other inmates have been affected.

The Sheriff's Office has been processing all requests for Personal Protective Equipment (PPE) for the County's Emergency Operations Center and has maintained the warehouse for storage and distribution of this PPE.

The opioid addiction continues to be a significant problem and the root of much of the crime in Washington County. We have been working with our Criminal Justice System partners to address this problem. COVID-19 has caused an increase in the number of Opioid overdoses and deaths which completely wiped away the progress we had made in dealing with the Opioid crisis.

The Day Reporting Center (DRC) has maintained operations throughout the pandemic and has been holding individual and small group counseling sessions during the entire time.

Construction began on the Public Safety Training Center in late 2020 with a completion time of the Spring of 2022. We look forward to the completion of Phase 1 so we can begin using the classrooms and other facilities for our Police Academy as well as in-service training for our law enforcement and corrections personnel.

Rest assured that the Washington County Sheriff's Office is doing everything within our power to provide a safe environment in which to live and work in Washington County.

Sincerely,

A handwritten signature in black ink that reads "Doug Mullendore".

Sheriff Doug Mullendore

MISSION & VISION STATEMENTS

MISSION STATEMENT

It is the mission of the Washington County Sheriff's Office to provide professional, high quality and effective police, correctional and court security services in partnership with the community and other criminal justice agencies, while continuing to build and maintain these relationships.



VISION STATEMENT

The Washington County Sheriff's Office is committed to providing services that are fair, impartial and effective while holding employees to the highest standards of efficiency, morality and professionalism.

The Sheriff's Office is comprised of skilled dedicated professionals, striving to be proactive, rather than reactive where possible. We are responsible and accountable to each other as well as the public we serve. We believe in the concept of continuous improvement in all our endeavors, always striving to be the best we can be.

BUDGETARY SUMMARY

CENTRAL BOOKING

		FY 2020		FY 2021
Salary Wages & Benefits	\$	980,020.00	\$	1,029,350.00
Operations	\$	25,620.00	\$	25,780.00
Capital Outlay	\$	0.00	\$	0.00
TOTAL	\$	1,005,640.00	\$	1,055,130.00

DETENTION DIVISION

Salary Wages & Benefits	\$	12,058,130.00	\$	12,311,960.00
Operations	\$	3,604,780.00	\$	3,745,680.00
Capital Outlay	\$	76,020.00	\$	14,560.00
TOTAL	\$	15,738,930.00	\$	16,072,200.00

DAY REPORTING CENTER (BUDGET)

Salary Wages & Benefits	\$	234,530.00	\$	239,850.00
Operations	\$	257,590.00	\$	239,610.00
Capital Outlay	\$	0.00	\$	0.00
TOTAL	\$	492,120.00	\$	479,460.00

DAY REPORTING CENTER (GRANT)

Salary Wages & Benefits	\$	45,500.00	\$	93,984.00
Operations	\$	182,508.00	\$	26,920.00
Capital Outlay	\$	0.00	\$	0.00
TOTAL	\$	228,008.00	\$	120,904.00

BUDGETARY SUMMARY

JUDICIAL SERVICES DIVISION

	FY 2020	FY 2021
Salary Wages & Benefits	\$ 2,806,610.00	\$ 2,845,320.00
Operations	\$ 130,410.00	\$ 133,280.00
Capital Outlay	\$ 0.00	\$ 0.00
TOTAL	\$ 2,937,020.00	\$ 2,978,600.00

PATROL DIVISION

Salary Wages & Benefits	\$ 10,247,510.00	\$ 10,571,750.00
Operations	\$ 2,098,370.00	\$ 2,124,330.00
Capital Outlay	\$ 0.00	\$ 0.00
TOTAL	\$ 12,345,880.00	\$ 12,696,080.00

PROCESS SERVERS (JUDICIAL)

Salary Wages & Benefits	\$ 158,530.00	\$ 161,120.00
Operations	\$ 6,540.00	\$ 6,540.00
Capital Outlay	\$ 0.00	\$ 0.00
TOTAL	\$ 165,070.00	\$ 167,660.00

TOTAL SHERIFF'S OFFICE BUDGET

Salary Wages & Benefits	\$ 26,530,830.00	\$ 27,253,334.00
Operations	\$ 6,305,818.00	\$ 6,302,140.00
Capital Outlay	\$ 76,020.00	\$ 14,560.00
GRAND TOTAL	\$ 32,912,668.00	\$ 33,570,034.00

PERSONNEL CHART

ADMINISTRATION

Sheriff	1
Colonel	1
Civilian	1
TOTAL	3

CENTRAL BOOKING

Lieutenant	1
Sergeant	1
Corporal	0
Deputy First Class	8
Deputy	0
TOTAL	10

DETENTION DIVISION

Major	1
Captain	2
Lieutenant	5
Sergeant	12
Corporal	1
Deputy First Class	52
Deputy	23
Civilian	14
Vacancies	14
TOTAL	124

JUDICIAL PROCESS SERVERS

Process Servers	1
Civilians	1
Vacancy	1
TOTAL	3

PERSONNEL CHART

DAY REPORTING CENTER

Day Reporting Director	1
Deputy First Class	1
TOTAL	2

JUDICIAL DIVISION

Major	1
Lieutenant	1
Sergeant	3
Corporal	0
Deputy First Class (Sworn)	8
Deputy First Class (Non-Sworn)	4
Deputy	2
Civilian	9
TOTAL	28

PATROL DIVISION

Major	1
Captain	2
Lieutenant	6
Sergeant	18
Corporal	0
Deputy First Class	32
Deputy	28
Civilian	15
Vacancies	1
TOTAL	103

PERSONNEL SUMMARY

Administration	3
Central Booking	10
Detention Division	110
Day Reporting Center	2
Process Servers	2
Judicial Division	28
Patrol Division	102
Department Vacancies	16
TOTAL SHERIFF'S OFFICE PERSONNEL	273



WASHINGTON COUNTY SHERIFF'S OFFICE PATROL DIVISION



2020 PATROL DIVISION QUICK FACTS

	2019	2020
Calls for Service	69,235	66,515
Traffic Citations Issued	6,523	4,998
Traffic Warnings Issued	10,361	9,221
Safety Equipment Repair Orders Issued	405	278
Driving While Under the Influence Arrests	148	157
Adult Arrests	3,337	2,377
Adult Alcohol Citations	10	1
Accident Reports	765	658
Domestic Violence Homicide	0	3
Property Reported Stolen	\$1,801,945	\$2,463,448
Patrol Fleet Miles Driven	1,437,612	1,431,254
Juvenile Alcohol Citations	12	1
Juvenile Arrests	274	141
Domestic Violence Calls	912	826

TRAINING & RECRUITMENT

2020 AT A GLANCE

- ◆ During 2020 there were fourteen applicants for Deputy resulting in the hiring of two laterals and one placed in the Academy.
- ◆ During 2020 there were six applicants for Cadet resulting in the position being fulfilled.
- ◆ During 2020 there were eight applicants for Training Coordinator resulting in the position being fulfilled.
- ◆ During 2020 there were six applicants for Auto Service Technician resulting in the position being fulfilled.
- ◆ During the year 2020, three Deputies and three Civilians were hired to fill positions at the Sheriff's Office.

SPECIALIZED TRAINING

Many employees attended specialized training in topics such as:

- General Instructors & Field Training Officer Certification School
- Cell Phone Technology and Forensic Data Recovery
- Active Shooter Instructor Certification
- Anti-Terrorism Training
- Crash Reconstruction
- Crime Prevention
- Criminal Suspect Vehicle Surveillance Techniques
- Drug Interdiction
- Street Gang and Motorcycle Gang Awareness
- Interviews and Interrogations and Identifying Deceptive Behavior
- Hostage Negotiation
- Computer Crimes Certification & Cell Phone Data Recovery
- Law Enforcement Officers Bill of Rights
- School Violence and School Safety

IN-SERVICE TRAINING

Every police officer is mandated by the State of Maryland to successfully complete 18 hours of annual in-service training. Training topics included are:

- Tactical Medicine and Emergency First Aid
- Firearms Safety and Use of Force
- Defensive Tactics, Police Baton, O.C. Spray and Taser Certification
- Autism & Police Interaction
- Dealing with the Mentally ILL
- Handling Identity Theft
- Rape and Sexual Assault
- Child Exploitation
- Airport Security
- Agency All Hazard Plan
- Dealing with Sovereign Citizens

ENTRANCE LEVEL POLICE OFFICER

All newly hired Patrol Deputies must attend an entry-level police academy. Newly hired officers attend a Maryland Police and Correctional Training Certified Academy within Maryland.

FIELD TRAINING OFFICER

The Field Training Program requires a minimum of four months training. The recruit is assigned to work each day with a deputy that has received specialized training as a Field Training Officer (FTO). The FTO monitors, and mentors the recruit. A detailed progress and activity report is maintained and reviewed weekly by the patrol supervisor. Upon the recruit's successful completion of the FTO program, the Maryland Police Training Commission is notified in writing, and the recruit is then certified as a law enforcement officer.

FIREARMS QUALIFICATION

All Sheriff's Office Deputies are required to qualify annually with department issued handguns. A minimum of two hours of classroom instruction is mandated. The Deputy is then required to pass a live fire training course. The officer must qualify by scoring at least a 70% during both day light and reduced light firing. In addition to live fire each deputy is mandated to satisfactorily complete a firearms judgmental course. This training is provided by the use of a Firearms Training Simulator (F.A.T.S machine). This video-based simulation system gives the deputy different real-life scenarios. Using the F.A.T.S. machine, deputies must decide based on the circumstances if they should shoot a suspect or not. Each officer is also required to qualify with a department issued shotgun.

NARCOTICS TASK FORCE (NTF)

2020 AT A GLANCE

- ◆ Heroin continues to be the drug most investigated by the Narcotics Task Force.
- ◆ Narcotics Task Force opened 298 investigations in 2020 which led to the arrests of 91 persons. The majority of the arrests involved distribution of Heroin (6), Fentanyl (33), Crack Cocaine (9), Powder Cocaine (22), and Marijuana (1).
- ◆ Narcotics Task Force responded to 470 heroin overdoses; of which 73 were fatal.
- ◆ Narcotics Task Force executed a total of 62 search and seizure warrants.
- ◆ Narcotics Task Force seized 39 firearms of various makes and models.
- ◆ Narcotics Task Force seized 7 vehicles for possible forfeiture.
- ◆ Narcotics Task Force seized over \$222,140.00 in cash and assets.

GANG INVESTIGATION UNIT

2020 AT A GLANCE

- ◆ The Gang Unit identified and validated approximately 75 total gang members and associates.
- ◆ Gang Unit provided 46 documented assists to State, Federal and local entities regarding gang information.
- ◆ 410 known gang members or associates were arrested for various crimes throughout Washington County in 2020.
- ◆ Gang Unit assisted Narcotics Task Force with numerous drug arrests where the targets were gang members or associates. The Gang Unit also assisted in and/ or investigated numerous Heroin related overdoses.

K-9 Unit

The Washington County Sheriff's Office K-9 unit consists of three (3) WCSO deputies and their assigned K-9 partners, consisting of (2) two cross-trained German Sheppard patrol/detection K-9's and one (1) Bloodhound trained in tracking/trailing of persons. In 2020 WCSO deployed their K-9's one hundred and fifty-five (155) times for various calls for service supporting WCSO and surrounding agencies. All WCSO K-9's and their partners certify annually with the North American Police Work Dog Association.

TRAFFIC / CRIMINAL INTERDICTION UNIT

TRAFFIC/CRIMINAL INTERDICTION UNIT

The Washington County Sheriffs Office Traffic / Criminal Interdiction Unit (TCIU) is comprised of four Sheriffs' Office deputies. Their duties and responsibilities include: to address on-going traffic safety problems identified through crash data analysis and complaints received from the citizens of Washington County through the use of selective enforcement activities, saturation patrols, and high visibility traffic enforcement.

Another duty is to utilize a problem oriented policing approach and address criminal activity through the use of proactive enforcement, criminal interdiction, and covert surveillance techniques in known locations in Washington County, Maryland. Lastly, to enforce Federal Motor Carrier Safety Administration (FMCSA) regulations by conducting commercial motor vehicle safety inspections in Washington County, Maryland.

COMMUNITY DEPUTY PROGRAM

The town of Williamsport has contracted the services of one Community Deputy, who acts as the town's police force and is supported by the Patrol Division during hours when the Community Deputy is not working. Deputy First Class Matthew Sullivan has been serving the town's people since December 2018. Dfc. Sullivan has developed a great working relationship with the Town of Williamsport Officials; which results in positive community relations with the town's people, businesses, and visitors of the many historic sites. Dfc. Sullivan actively participates in community events; such as National Night Out, The Williamsport Secret Santa, Christmas Parade Planning Committee, Canal Days, Trick or Treat Patrol, July 4th in Byron Park, and The Polar Bear Plunge, to name a few.

Since October 2018 three municipalities contracted with the Washington County Sheriff's Office for Police Protection Services for their citizens. The communities of Sharpsburg, Keedysville and Clear Spring joined together and share the services of Deputy First Class Tracey Peyton. Dfc. Peyton routinely patrols these areas; while responding to any calls for service. Dfc. Peyton serves as the towns police force and is supported by the Patrol Division during hours when he is not working.

SCHOOL RESOURCE DEPUTY PROGRAM

The Washington County Sheriff's Office and the Washington County Board of Education have partnered together to provide School Resource Deputies to schools in Washington County. School Resource Deputies are assigned to Clear Spring, Williamsport, Boonsboro and Smithsburg High Schools and provide coverage for the local Middle Schools and feeder elementary schools as well.

The School Resource Deputies provide security at their assigned schools, provide services to school staff dealing with disciplinary issues, criminal matters and counseling troubled students.

SPECIAL RESPONSE TEAM (SRT)

2020 AT A GLANCE

- ◆ The Special Response Team was utilized 38 times during 2020:
- ◆ 11 - Narcotics Task Force / U.S. Drug Enforcement Administration
- ◆ 5 - Washington County Sheriff's Office
- ◆ 16 - Hagerstown City Police Department/ Hagerstown City Police Department Violent Crime Taskforce
- ◆ 6 - Assist other Police Departments
- ◆ Assisted with the execution of 33 Search and Seizure warrants

The **Washington County Special Response Team** is comprised of members of the Hagerstown Police Department and the Washington County Sheriff's Office. Each member of the team is selected by undergoing rigorous physical fitness; marksmanship and tactical training as well as mandatory attendance of a grueling three week long SWAT school sponsored by the Howard County Police Department/Tactical Section.

Special Response Team Specialized Training:

- 1st Aid Classroom/ Practical training
- Active shooter
- Barricade subject training with Negotiators
- Clearance Concepts/Threat Hierarchy
- Explosive Breaching
- Hazmat Training/ SCBA's
- Hostage Rescue
- K9 Training/ building entries
- Range/ Shooting scenario
- SWAT Olympics at range
- SWAT, Special Weapons and Tactics
- Team movements at airport on airplane
- Team movements/ building searches
- Vehicle take downs/ bus assaults
- FTX Training Exercise

HIGH RISK/BARRICADES

- | | |
|--|--|
| • 01/28/20 Weapons Offense Search and Seizure Warrant | • 06/23/20 Howard County PD Robbery Suspect |
| • 01/30/20 Weapons Offense Search and Seizure Warrant | • 06/25/20 Narcotic Search and Seizure Warrant with NYPD |
| • 02/07/20 Narcotics/Weapons Search and Seizure Warrant | • 07/30/20 Two Narcotic Search and Seizure Warrant |
| • 02/14/20 Two Narcotic Search and Seizure Warrants | • 07/31/20 Montgomery County PD Search and Seizure Warrant |
| • 02/15/20 Narcotic Search and Seizure Warrant | • 08/03-06/20 Three Narcotic Search and Seizure Warrants |
| • 02/21/20 Two Narcotic Search and Seizure Warrants | • 08/11-12/20 Alleghany County Sheriff's Office-Barricade |
| • 03/12/20 Narcotics/Weapons Search and Seizure Warrant | • 08/14/20 Assist with finding Missing Person |
| • 03/18/20 Narcotic Search and Seizure Warrant | • 08/21/20 Aggravated Assault Search and Seizure Warrant |
| • 03/19/20 Narcotic Search and Seizure Warrant | • 08/27/20 Weapons Offense Search and Seizure Warrant |
| • 04/09/20 Shooting Suspect Search and Seizure Warrant | • 09/24/20 Narcotic Search and Seizure Warrant |
| • 05/25/20 Shooting Suspect Search and Seizure Warrant | • 09/26-29/20 Shooting Suspect Search and Seizure Warrant |
| • 05/26/20 Weapons Offense Search and Seizure Warrant | • 10/09/20 Shooting Suspect Search and Seizure Warrant |
| • 05/28/20 Shooting Suspect Search and Seizure Warrant | • 11/06/20 Homicide Suspect Search and Seizure Warrant |
| • 05/31/20 Fugitive Apprehension from Vehicle Pursuit | • 11/24/20 Narcotic Search and Seizure Warrant |
| • 05/31/20 BLM Protest | • 11/25/20 Weapons Offense Search and Seizure Warrant |
| • 06/08/20 Montgomery County PD Search and Seizure Warrant | • 12/22/20 Frederick County NTF Search and Seizure Warrant |

SEX OFFENDER REGISTRATION UNIT

2020 AT A GLANCE

- ◆ On December 31, 2020, there were 175 Tier III offenders, 42 Tier II offenders and 50 Tier I offenders registered in Washington County
- ◆ All are male with the exception of 6 females.
- ◆ All reside in Washington County with the exception of 16 who reside out of state, but are employed in Washington County.
- ◆ In 2020, initial registrations were completed for 11 Tier III offenders, 4 Tier II offenders, 13 Tier I offenders, and no sexually violent predators.
- ◆ 6 persons were charged with various violations of the registry laws. Violations involved offenders failing to notify registry within 3 days of an address change and failure to register weekly as a homeless offender as required.
- ◆ The residence of each sex offender is verified once every 8 weeks. Approximately 1,122 address verifications were conducted in 2020.
- ◆ The Sheriff's Office processed 1,417 registration appointments in 2020.

SEX OFFENDER REGISTRATION

Tier I Sex Offender must register every six months for fifteen years. Some offenses are 4th Degree Sex Offense and Possession of Child Pornography.

Tier II Sex Offender must register every six months for twenty-five years. Some offenses are Distribution of Child Pornography, Sexual Solicitation of a Minor, 3rd Degree Sex Offense - Sexual Act (offender is at least four years older than victim) or Vaginal Intercourse (offender is at least twenty-one years old) which is a Statutory Offense where victim was a fourteen or fifteen year old.

Tier III Sex Offender is the most serious classification and must register every three months for life. Some offenses are Child Kidnapping, Rape 1st, 2nd, and 3rd Degree, 1st, 2nd, and 3rd Degree Sex Offenses, Sexual Abuse of a Minor, all Attempted Rapes and Sex Offenses.

Sexually Violent Predator registers every three months for life. This offender is convicted of a sexually violent offense and has been determined to be at risk of committing another sexually violent offense.

Homeless Offenders with no fixed address must report and register weekly.

CRIMINAL INVESTIGATION UNIT

2020 AT A GLANCE

- ◆ 275 cases investigated by the Criminal Investigation Unit in 2020.
- ◆ 98 firearms seized during 2020 from the service of Protective Violence Orders.
- ◆ 84 firearms seized during 2020 from Emergency Risk Protective Orders.
- ◆ 216 firearms were returned after the protective violence orders expired in 2020.

Computer Voice Stress Analyzer

Select members of the Criminal Investigation Unit (3) have been specially trained in the use of a truth verification device; better known as a Computer Voice Stress Analyzer or C.V.S.A. The C.V.S.A. is an instrument or computer which records a person's voice and analyzes changes in voice pattern that have been scientifically proven to indicate deception.

During the calendar year 2020, a eighteen (18) C.V.S.A. tests were administered by our highly trained operators. Those examinations include background exams for smaller allied agencies within Washington County, in accordance to agreements made between WCSO and the allied agencies. There were four (4) examinations conducted as part of criminal investigations, in 2020, as well.

Digital Investigative Forensic Unit

Two Detectives in 2018 received specialized training in the forensic examination of cellular telephones seized during criminal investigations. Specialized equipment was purchased through various grants to assist in retrieving this information. Detectives were able to gather invaluable information through these examinations that assisted in countless arrests and convictions of a multitude of different investigations. Their expertise and specialized equipment were also utilized by various outside police agencies as well. A total of seventy-four (74) forensic cellular telephone examinations, thirty-four (34) computer drive examinations, and eighty-three (83) search warrants were performed during 2020; resulting in ten (10) arrests.

CONTROLLED DANGEROUS SUBSTANCE (CDS)

CDS Destroyed	69
CDS Received	110
Training Use	10
Total CDS in WCSO Inventory	300

STATISTICAL ARREST INFORMATION

	ARRESTS	SEARCH & SEIZURE WARRANTS
CIU	47	64

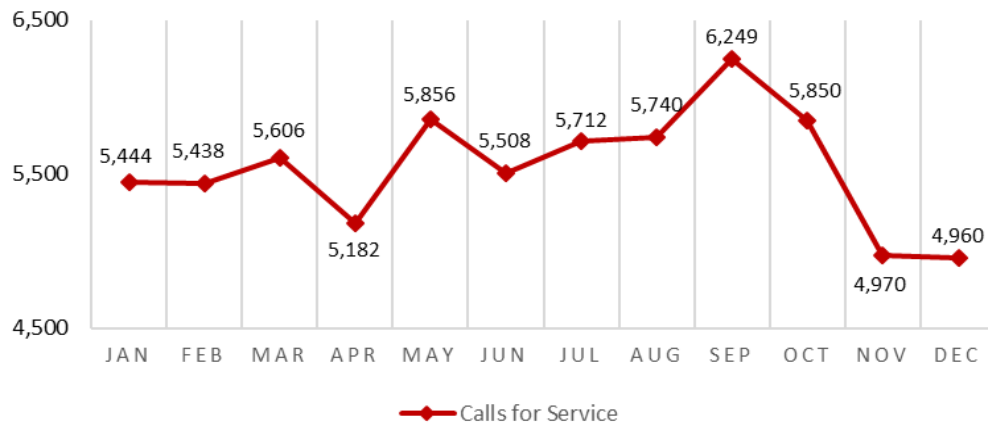
CRIMINAL INVESTIGATION UNIT

FIREARMS		
Firearms Received (excluding Protective Orders)	Hand Guns	64
	Long Guns	85
	Other	2
	Total	151
Firearms Released	Hand Guns	25
	Long Guns	62
	Other	4
	Total	91
Firearms Destroyed		0
Firearms to be Sold	Long Guns	0
	Other	0
	Total	0
Firearms in WCSO Inventory	Hand Guns	228
	Long Guns	121
	Other	0
	Total	349

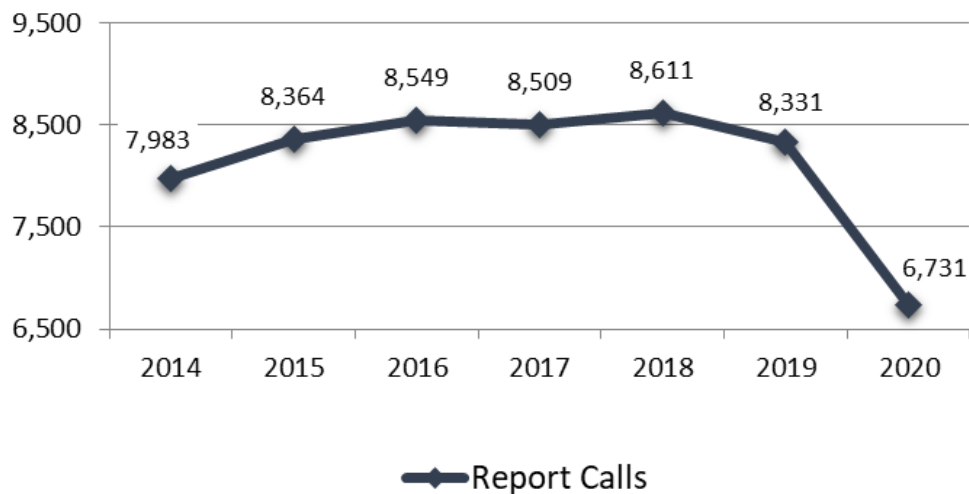
PROPERTY ROOM AND FIREARMS DISPOSAL	
New Property/Evidence added in 2020	2,370
Property/Evidence destroyed	540
Property/Evidence released	275
Total Property/Evidence in WCSO Inventory	7,922

POLICE COMMUNICATIONS AND CALLS STATISTICS

**CALLS FOR SERVICE BY MONTH
2020**



**Report Calls
2014-2020**

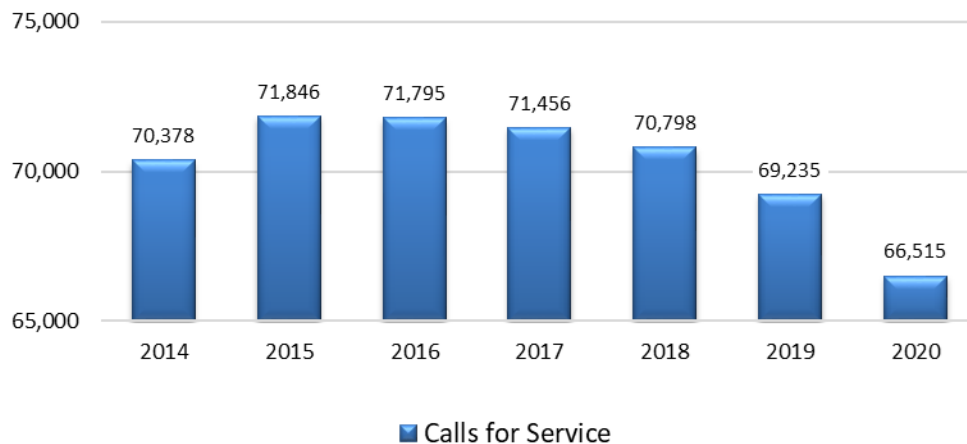


POLICE COMMUNICATIONS

CALLS FOR SERVICE BY COMMUNITY

	2016	2017	2018	2019	2020
Boonsboro	645	553	752	697	559
Clear Spring	616	825	678	586	623
Funkstown	929	1,018	1,676	1,085	834
Hagerstown	10,115	10,506	9,870	9,674	8,451
Hancock	826	633	789	955	677
Keedysville	157	364	193	386	568
Maugansville	2,612	2,513	1,488	1,746	1,364
Sharpsburg	423	778	762	549	529
Smithsburg	538	570	821	618	473
Williamsport	4,629	4,266	3,438	3,716	3,363
Hagerstown Airport	832	972	1,058	946	1,180
Valley Mall	3,738	3,071	3,511	3,555	2,717
Prime Outlets	430	427	348	353	958
Remainder of County	45,305	44,960	45,324	44,369	44,219
TOTAL CALLS	71,795	71,456	70,798	69,235	66,515

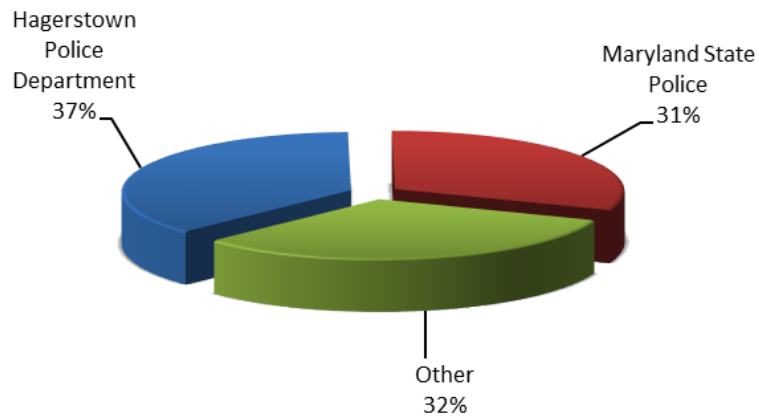
Calls for Service 2014-2020



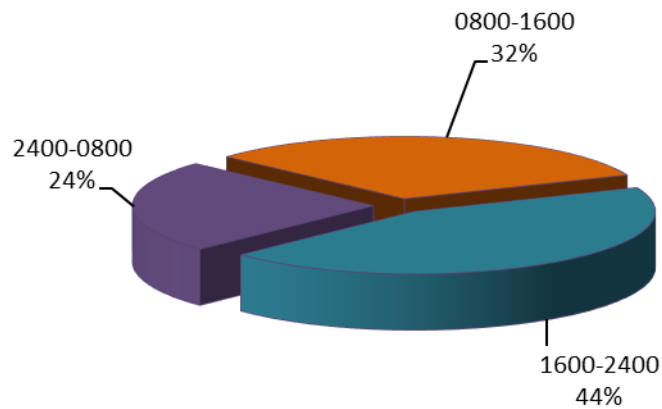
POLICE COMMUNICATIONS

The Sheriff's Office rendered assistance to other Police Agencies 1,859 times in 2020.

Assist Other Police Department



Assistance by Shift



POLICE COMMUNICATIONS

Call Situation	2019	2020
911 Hang-Up	262	300
ATL-Attempt to Locate	62	76
Abandoned Motor Vehicle	67	51
Abuse to Elderly/Mentally Challenged	23	23
Accident-Fatal	3	4
Accident-Personal Injury	240	196
Accident-Property Damage	526	461
Administrative Assignment	1,434	1,162
Aircraft Crash	1	1
Air Landing Problem, etc.	0	0
Alarm	2,509	1,967
Alcohol Violations	4	0
Animal Bite	136	149
Animal Complaint (Other than Bite)	376	290
Arson Reported	2	0
Arson in Progress	0	0
Assault Reported	225	202
Assault in Progress	120	73
Assist EMS	647	636
Assist Fire Department	82	85
Assist Non-Police Agency	53	44
Assist Other Police Department	1,706	1,859
Attempted Suicide Reported	22	9
Attempted Suicide in Progress	137	124
Background Investigation (Applicant)	51	29
Bank Check	5	0
Bomb Threat	5	1
Bombing/Explosive Incident	1	0
Bribery	1	0
Burglary Reported	250	152
Burglary in Progress	97	64
CDS/Drug Violations	421	341

Call Situation	2019	2020
Call Referred or Handled by Other PD	420	431
Carjacking Reported	0	1
Carjacking in Progress	0	0
Check Well Being	1,322	1,402
Child Abuse	36	31
Child Neglect	46	28
Child Sex Offender Address Check	2	0
Civil Matter	22	8
Civil Order Address Check	0	0
Code Violation	0	0
Community Policing	305	393
Composite/Facial Recognition	0	0
Computer Forensic Processing	1	6
Contractual Overtime	1,260	1,000
Counterfeiting	18	12
Court	1,228	643
Credit Card Offenses	3	1
Crime Prevention/Public Relations	14	2
Crime Scene Processing	0	0
Death-Attended/Unattended	52	177
Death Notification	16	19
Directed Enforcement	8,783	12,454
Disorderly Conduct/ Disturbance	1,517	1,691
Domestic Reported	166	158
Domestic in Progress	746	668
Driving While Intoxicated	157	165
Drowning	0	0
Embezzlement Reported	0	0
Emergency Commitment	385	298
Escape	7	3
Escort	6	0
Eviction	18	141

POLICE COMMUNICATIONS

Call Situation	2019	2020	Call Situation	2019	2020
Executive Protection Detail	0	0	Juvenile Offenses-Truant/Out of Control	228	138
False Report of Crime	0	0	Kidnapping/Abduction Reported	1	2
Fingerprinting	19	2	Kidnapping/Abduction in Progress	2	0
Firearms Record Check	3	0	Littering	36	29
Firearms/Weapons-Surrender	53	32	Locked out of or in Vehicle or Building	5	6
Fireworks Complaint	98	183	Loitering	0	8
Flee/Elude Police Pursuit	14	13	Lost/Found Property (Not Stolen)	116	143
Follow-up Part 1	741	656	Lost/Found Property Reported	128	107
Follow-up Part 11	2,059	1,631	Lost or Found Person not Reported Missing	38	38
Follow-up Part 111	518	337	Malicious Destruction to Property Reported	319	300
Forgery	2	0	Malicious Destruction to Property in Progress	36	36
Fraud/Bad Check Reported	307	289	Mental Disturbance	120	167
Fraud/Bad Check in Progress	13	15	Miscellaneous	16	7
Gambling Violations	0	0	Miscellaneous Court Paper Attempted	31	36
Gang Awareness Presentation	0	0	Miscellaneous Court Paper Service	50	16
Gang Graffiti	0	0	Missing Person	258	223
Grant-School Bus	1	0	Natural Disaster	0	0
Harassment	300	279	Noise Complaint	290	387
Homicide	0	1	Notifications	3	2
Homicide-Reported	0	0	Obstructing/Hindering Police Officer	5	1
Impersonating a Police Officer	0	0	Parking Complaint/Offense	374	267
Indecent Exposure/Indecency	27	17	Patrol/Sector Check Made	3,615	4,556
Industrial/Agricultural Accident	1	0	Patrol/Sector Check Requested	97	149
Injured/Sick Person	33	28	Perjury	0	0
Interim ERPPO Attempt	9	6	Police Information	659	640
Interim ERPPO Service	14	9	Polygraph/CVSA Examination	0	0
Interim Peace Order Attempted	100	209	Pornography	4	8
Interim Peace Order Service	82	161	Prisoner Transport	25	21
Interim Protective Order Attempted	224	345	Prostitution	3	1
Interim Protective Order Service	288	423	Prowler	8	3
Intoxicated Person	41	22	Public Nuisance	8	40
Intoximeter Test	110	146	Rape/Sex Offense Reported	60	74

POLICE COMMUNICATIONS

Call Situation	2019	2020
Rape/Sex Offense in Progress	1	2
Recovery of Stolen Vehicle	29	21
Removed Abandoned Motor Vehicle	2	1
Repossession of Vehicle	396	195
Riot/Crowd Control	0	0
Robbery Reported	10	11
Robbery in Progress	16	4
SRT/Hostage Negotiator Callout	34	42
School Checks	49	31
Search Warrant or Consent Search of Vehicle or Building	45	63
Service to Advise	1,115	1,383
Service to Standby	198	226
Sex Offender Registration	0	0
Sobriety Check Point	1	0
Special Assignment	199	132
Stolen Property-Possess/Buy/Receive/Recover	15	11
Suicide Reported	6	7
Summons Attempted	1,530	1,423
Summons Service	1,316	1,085
Suspicious Person/Subject Stop	864	759
Suspicious Vehicle	733	744
Tampering with Motor Vehicle	26	27
Tavern Checks	0	0
Telephone Misuse	2	2
Temporary ERPPO Attempt	4	2
Temporary ERPPO Service	8	6
Temporary Peace Order Attempted	368	380
Temporary Peace Order Service	303	188
Temporary Protective Order Attempted	526	404
Temporary Protective Order Service	563	320

Call Situation	2019	2020
Theft from Motor Vehicle in Progress	11	10
Theft Reported	721	508
Theft from Motor Vehicle Reported	261	278
Theft in Progress	355	147
Tobacco Violations	24	11
Towed Motor Vehicle	313	330
Towed Vehicle Release	0	2
Traffic Complaint/Arrest	650	653
Traffic Direction	12	10
Traffic Enforcement Performed	506	209
Traffic Enforcement Requested	10	22
Traffic Hazard	388	265
Traffic Signs/Signals-Damaged/Malfunctioning	50	57
Traffic Stop	9,876	8,197
Training	610	485
Trespassing	228	214
Unauthorized Use of Motor Vehicle	41	44
Undesirable	330	251
Unsecured Door or Window	43	36
Urination in Public	2	1
Vandalism (No Damaged)	57	41
Vehicle-Disabled/Assistance	455	391
Vehicle Theft Reported	74	78
Vehicle Theft in Progress	9	6
Violation-Sex Offender Registration	2	2
Violation of Protective Order or Peace Order-In Progress	55	37
Violation of Protective Order or Peace Order-Reported	19	13
Warrant Attempted	2,087	1,561
Warrant Service	2,123	1,347
Weapons-Discharged/ Shots Fired	106	120
Weapons Violations	31	36

DOMESTIC VIOLENCE UNIT

The Washington County Sheriff's Office, Hagerstown Police Department, State's Attorney's Victim/Witness Coordinator Unit and Court Appointed Special Advocates, (CASA) have been conducting multi-disciplinary meetings every month. These agencies meet in order to coordinate efforts to enhance services for domestic violence victims, families, witnesses and suspects. During 2020, six hundred and thirty-nine Domestic Violence Reports were submitted by deputies and fifteen visits were made to victim's homes.

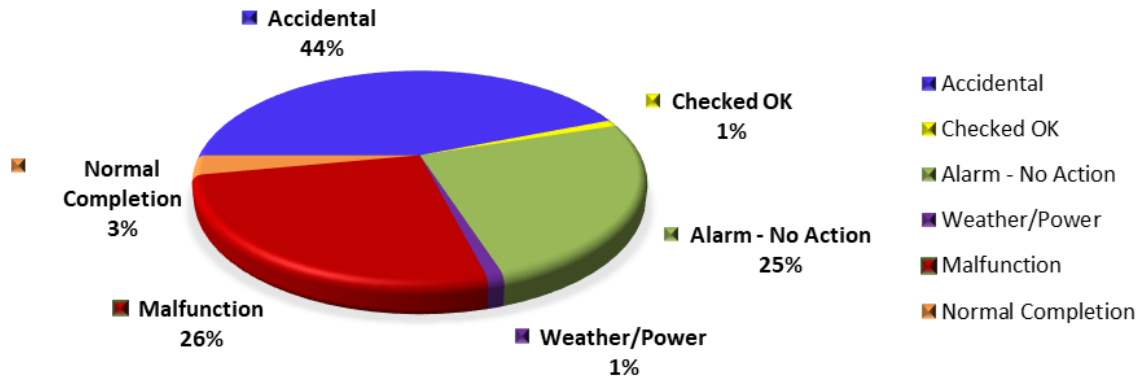
	JAN	FEB	MAR	APR	MAY	JUN	JULY	AUG	SEP	OCT	NOV	DEC	TOTALS
Lethality screens administered	23	29	37	28	21	24	23	33	19	31	20	23	311
Number of positive screens	08	12	20	15	11	14	11	18	11	20	13	10	163
Number of negative screens	08	09	14	10	05	06	08	12	07	09	06	08	102
Number of screens where victims refused	07	08	03	03	05	04	04	03	01	02	01	05	46
Number of victims who spoke to a counselor	03	02	04	03	00	01	01	05	03	04	03	00	29
Not Administered	15	21	26	30	30	36	22	35	27	23	31	27	323

CRIME ANALYST

- The main purpose of the crime analyst position is to identify and forecast future crime patterns, series and trends.
- The Crime Analyst uses information from crime reports to prepare maps, crime bulletins, and tactical analysis on Part I Crime, (homicide, rape, robbery, aggravated assault, burglary, larceny, motor vehicle theft and arson).
- Analysis reports and recommendations are used by Command Staff and Patrol Division Supervisors to address crime trends.
- Acts as liaison with allied agency Crime Analysts and Criminal Investigators to share crime data and resources.

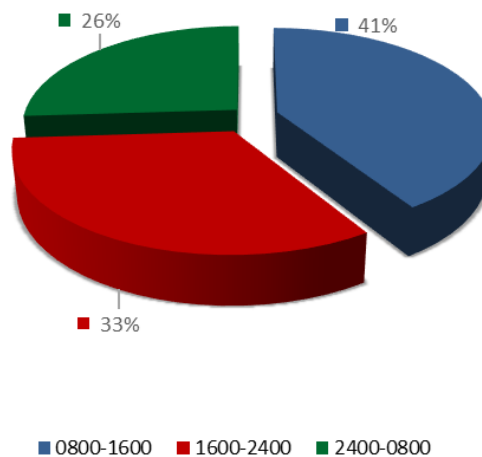
BURGLAR ALARM RESPONSE

TYPES OF ALARMS



Out of 1,967 burglar and robbery alarms received in 2020, **0.4%** of all alarm activations were caused by actual criminal activity. The alarms were caused by severe weather conditions, negligence on the part of the alarm owner, or by accidental activation.

Alarm Response by Shift



UNIFORM CRIME REPORT (UCR)

UCR STOLEN PROPERTY

	2016	2017	2018	2019	2020
Currency	\$ 902,626	\$ 1,086,256	\$ 756,034	\$ 1,146,781	\$ 1,470,421
Jewelry	\$ 75,363	\$ 66,283	\$ 174,353	\$ 58,009	\$ 77,726
Clothing	\$ 50,478	\$ 45,428	\$ 76,188	\$ 42,067	\$ 23,023
Stolen M/V	\$ 1,175,303	\$ 1,136,929	\$ 1,226,122	\$ 397,945	\$ 791,130
Office Equip	\$ 28,199	\$ 131,499	\$ 401,705	\$ 2,350	\$ 5,025
TV / Radio	\$ 96,282	\$ 61,494	\$ 53,450	\$ 57,152	\$ 7,694
Firearms	\$ 81,526	\$ 34,883	\$ 36,514	\$ 9,491	\$ 9,184
Household	\$ 13,697	\$ 12,647	\$ 17,997	\$ 13,757	\$ 13,011
Consumables	\$ 9,984	\$ 6,426	\$ 6,606	\$ 3,358	\$ 1,031
Livestock	\$ 150	\$ 250	\$ 0	\$ 0	\$ 0
Misc.	\$ 154,197	\$ 70,098	\$ 117,845	\$ 71,035	\$ 65,203
TOTALS	\$ 2,587,805	\$ 2,652,193	\$ 2,866,814	\$ 1,801,945	\$ 2,463,448

UCR STOLEN PROPERTY RECOVERED

	2016	2017	2018	2019	2020
Currency	\$ 3,977	\$ 4,248	\$ 28,672	\$ 21,658	\$ 200
Jewelry	\$ 7,273	\$ 150	\$ 1,200	\$ 2,400	\$ 0
Clothing	\$ 7,685	\$ 1,215	\$ 3,333	\$ 985	\$ 0
Stolen M/V	\$ 273,500	\$ 174,800	\$ 126,351	\$ 61,300	\$ 52,645
Office Equip	\$ 2,500	\$ 800	\$ 0	\$ 0	\$ 0
TV / Radio	\$ 3,633	\$ 34,500	\$ 329	\$ 0	\$ 1,600
Firearms	\$ 5,900	\$ 1,645	\$ 6,600	\$ 650	\$ 0
Household	\$ 2,102	\$ 0	\$ 692	\$ 0	\$ 0
Consumables	\$ 843	\$ 59	\$ 634	\$ 112	\$ 0
Livestock	\$ 0	\$ 0	\$ 0	\$ 0	\$ 0
Misc.	\$ 2,892	\$ 2,302	\$ 430	\$ 1,595	\$ 0
TOTALS	\$ 310,305	\$ 219,719	\$ 168,241	\$ 88,700	\$ 54,445

UCR ARREST BY OFFENSE

OFFENSE	2016	2017	2018	2019	2020
All Other Offenses	1,707	1,724	1,757	1,609	953
Arson	8	13	9	9	2
Breaking & Entering	158	138	141	122	98
Disorderly Conduct	8	10	7	4	8
Driving Under Influence	143	151	120	92	88
Embezzlement	0	3	0	0	0
Felonious Assault	225	320	313	331	300
Forcible Rape	2	11	7	16	37
Forgery & Counterfeiting	14	5	5	4	4
Fraud	23	7	12	9	8
Liquor Laws	2	3	5	2	0
Manslaughter by Negligence	2	1	0	2	5
Motor Vehicle Theft	30	35	28	28	21
Murder & Non Negligence Manslaughter	4	8	7	4	12
Offenses Against Family & Children	80	91	62	93	68
Other Assaults	336	327	258	309	254
Possession of Opium or Cocaine	53	80	63	52	53
Possession of Other Dangerous Drugs	29	49	30	52	30
Possession of Marijuana	25	34	32	20	13
Possession of Synthetic Drugs	4	7	6	7	12
Prostitution / Commercialized Vice	2	5	1	4	8
Robbery	84	63	52	84	37
Run Away	1	0	0	0	0
Sale / Manufacture of Drugs	150	178	132	106	76
Sale/ Manufacture of Marijuana	19	29	26	21	18
Sale / Manufacture of Synthetic Drugs	19	36	29	26	20
Sex Offenses	30	15	20	25	16
Stolen Property	0	1	0	0	0
Theft	424	413	442	427	243
Vandalism	59	89	63	70	61
Weapons— Carrying / Possession	30	39	40	80	81
TOTAL ARRESTS	3,671	3,885	3,667	3,608	2,526

UNIFORM CRIME REPORT (UCR)

The Uniform Crime Index Report shows the Crime Rate for Part I Offenses versus the resident population for Washington County. Part I Offenses are classified as the following: Murder, Rape, Robbery, Aggravated Assault, Breaking or Entering, Larceny Theft, Motor Vehicle Theft and Arson. In 2020 the Crime Rate for Washington County was 1,415 victims for every 100,000 population.

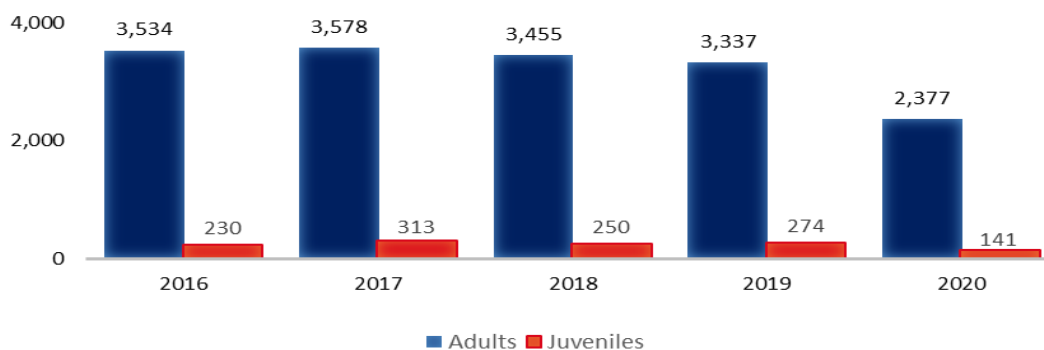
STATISTICAL UCR INFORMATION FOR WASHINGTON COUNTY

	Murder	Rape	Robbery	Assault	Burglary	Theft	Vehicle Theft	Arson	Total Offenses
2020	3	23	13	556	157	616	33	2	1,403
2019	0	19	29	494	247	777	33	1	1,600
2018	3	16	30	457	295	1,049	50	9	1,909
2017	2	16	25	462	281	875	92	13	1,766
2016	1	7	35	485	416	1,201	105	8	2,250

WASHINGTON COUNTY UNIFORM CRIME INDEX REPORT



ARRESTS BY YEAR

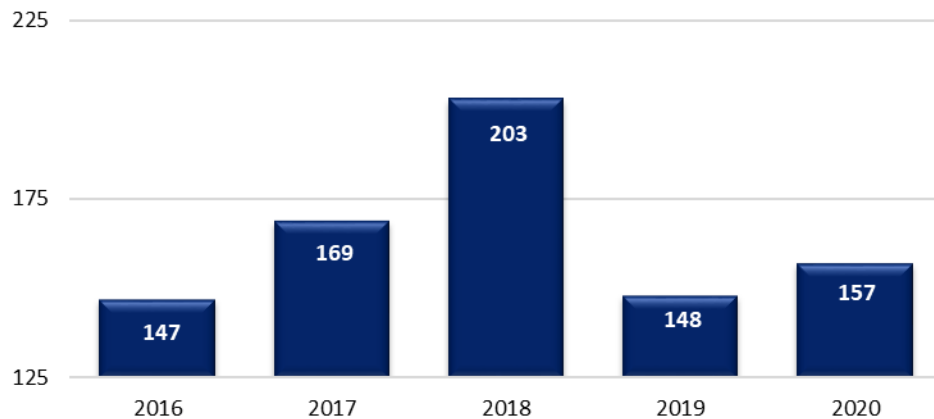


DUI/DWI ENFORCEMENT & ARRESTS

2020 AT A GLANCE

- ◆ A total of 157 Driving Under the Influence (DUI) arrests were made.
- ◆ 127 Breath Tests were administered
- ◆ 17 Refusals of the Breath Test
- ◆ 9 Blood Tests Administered as a result of Motor Vehicle Collisions or Drug Arrests
- ◆ 70 Maryland Driver's Licenses were confiscated
- ◆ 149 Arrests of people 21 years old or older
- ◆ 8 Arrests of people under the age of 21

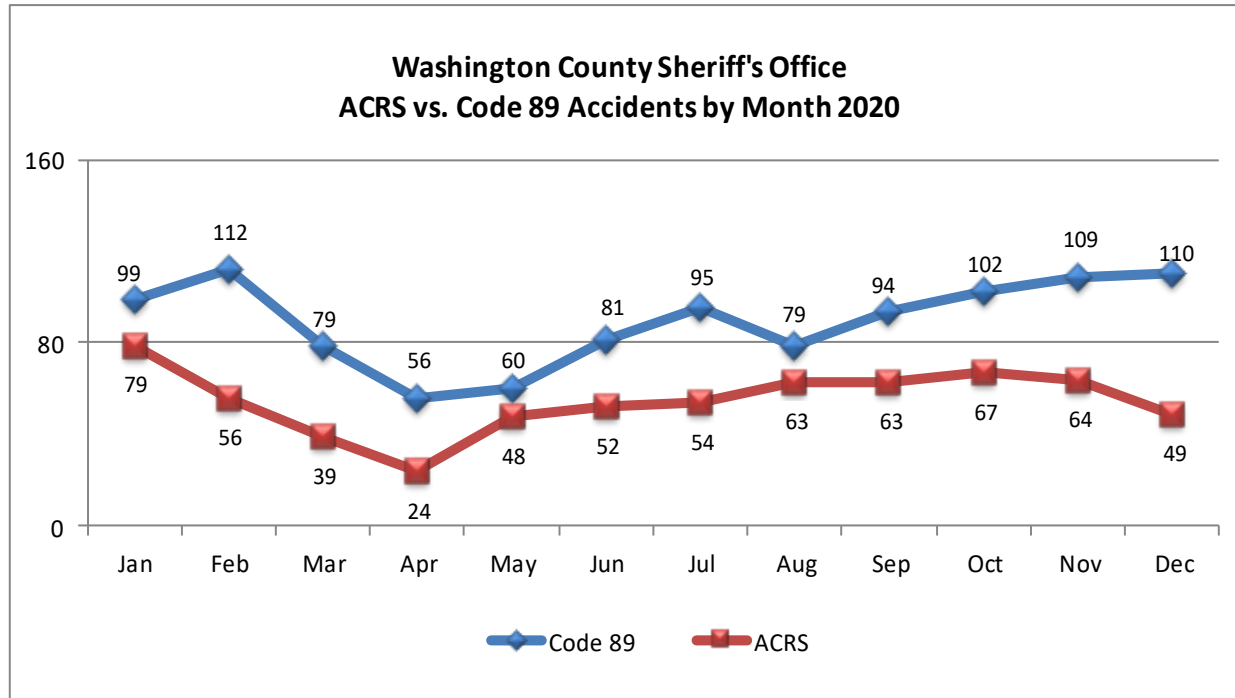
DUI & DWI ARRESTS BY YEAR



DUI ARRESTS BY AGE GROUP

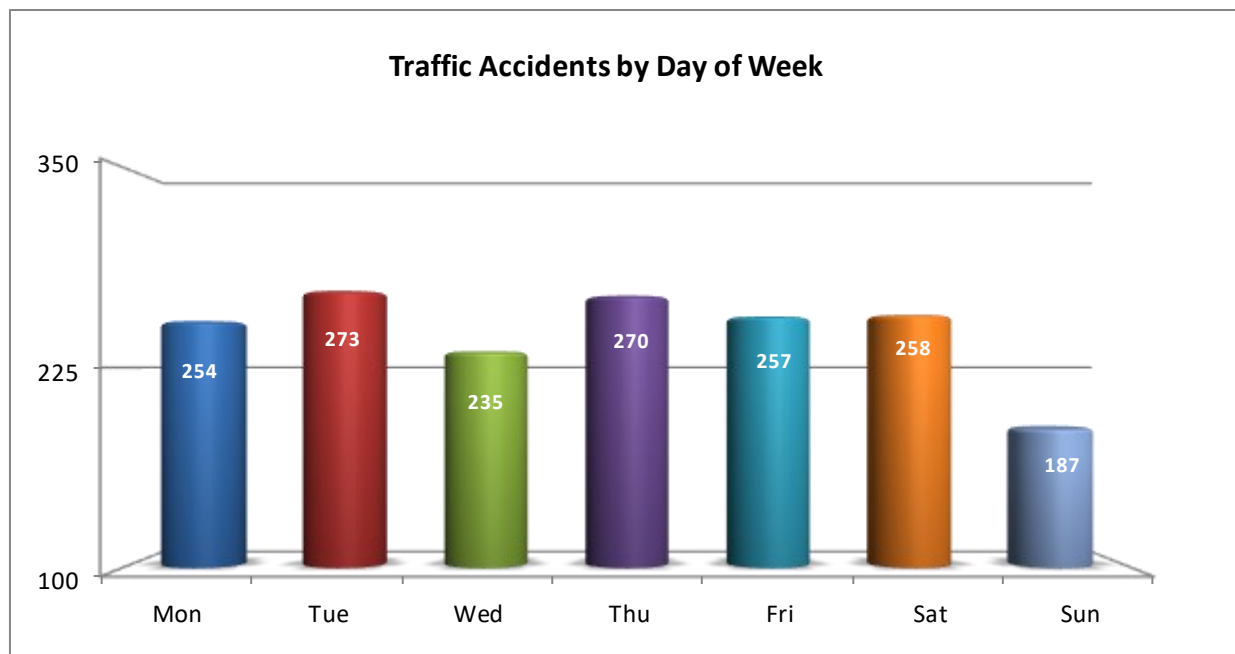


ACCIDENT INFORMATION



* ACRS: Maryland Automated Accident Reporting System (Accident is assigned a case number with the Deputy completing a Detailed Accident Report)

* Code 89 Collision Reports (No personal injury and vehicle can be driven - Accident is assigned a case number; however no detailed report is completed)



ACCIDENT INFORMATION

TRAFFIC ACCIDENT DATA						
	2016	2017	2018	2019	2020	5 Yr Avg.
Fatal Crashes	3	0	2	3	4	2
Injury Crashes	273	275	237	239	194	244
Property Damage Only	1,733	1,729	1,775	1,758	1,536	1,706
Total Crashes	2,019	2,016	2,012	1,997	1,734	1,956
Total Deaths of all Fatalities	3	0	2	3	4	2

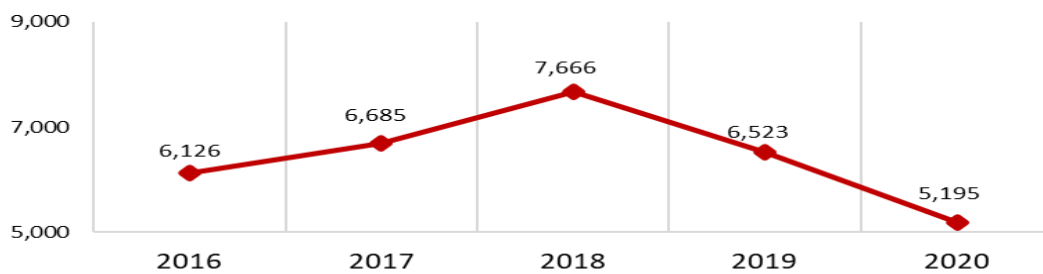
TOP ACCIDENT LOCATIONS IN WASHINGTON COUNTY 2020	
Halfway Blvd	171
Valley Mall Rd	51
Virginia Ave	92
Dual Hwy	61
Massey Blvd	64
Hopewell Rd	74
Pennsylvania Ave	46
Oak Ridge Dr	38
Maugans Ave	52
Potomac St. (Wmspt)	62

TRAFFIC

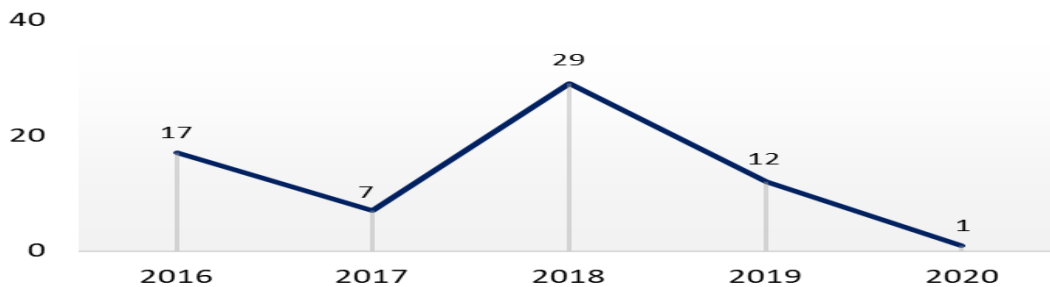
2020 AT A GLANCE

- ◆ 4,998 Traffic Citations were issued
- ◆ 9,221 Traffic Warnings were issued
- ◆ 278 Safety Equipment Repair Orders (SERO) were issued
- ◆ 658 Property Damage Accidents and Personal Injury Accidents were investigated and an ACRS report was filed
- ◆ Washington County Sheriff's Office investigated 4 fatal accidents in 2020

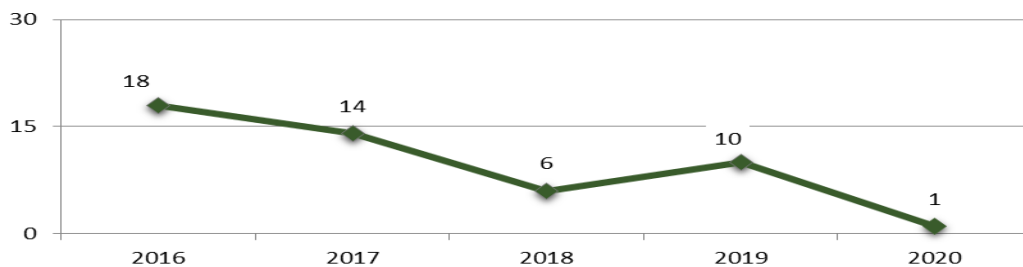
MARYLAND UNIFORM COMPLAINT CITATIONS



Juvenile Alcohol Citations



Adult Alcohol Citations



CENTRAL BOOKING

On May 10, 2010 Central Booking became fully operational. All police officers making an arrest in Washington County now bring their arrestee to the Central Booking facility. The officer completes the information for their charging document and turns the arrestee over to the Central Booking personnel and they then return to patrol our streets. This takes about 30 to 45 minutes as opposed to the 3 to 4 hours it previously took to process arrestees.

The Central Booking personnel complete the rest of the processing and walk the arrestee over to the District Court Commissioner's area for their hearing on commitment. The District Court Commissioners are located in the same facility as Central Booking. This means that the arrestee is transported to Central Booking from the site of arrest and then do not have to be transported any further. This provides a more efficient means of processing and limits the escape risk of individuals who are arrested.

The Central Booking Office processed 2,611 arrestees in 2020. Of the arrestees, 1,364 were committed to the Washington County Detention and 1,247 were released.

ARRESTING AGENCY										
	WTF	WCSO	HPD	NTF	MSP	SPD	HKPD	BPD	OTHER	TOTAL
JAN	121	78	100	3	12	0	0	0	1	315
FEB	119	56	76	12	25	0	0	1	2	291
MAR	119	70	75	4	7	1	1	2	4	283
APR	34	44	54	3	2	1	2	0	3	143
MAY	43	65	72	0	14	1	1	1	1	198
JUN	45	43	52	1	11	0	0	0	1	153
JUL	63	42	76	5	6	2	3	1	0	198
AUG	64	75	104	5	12	1	1	0	1	263
SEP	88	51	62	4	12	0	1	0	1	219
OCT	79	57	54	1	7	0	2	0	1	201
NOV	65	58	74	2	6	0	2	0	0	207
DEC	46	40	46	3	5	0	0	0	0	140
TOTAL	886	679	845	43	119	6	13	5	15	2,611
%	34%	26%	32%	2%	5%	0%	0%	0%	1%	100%

ARRESTING AGENCY KEY

WTF	=	Washington County Warrant Task Force	MSP	=	Maryland State Police
WCSO	=	Washington County Sheriff's Office	SPD	=	Smithsburg Police Department
HPD	=	Hagerstown Police Department	HKPD	=	Hancock Police Department
NTF	=	Narcotics Task Force	BPD	=	Boonsboro Police Department



WASHINGTON COUNTY SHERIFF'S OFFICE JUDICIAL SERVICES DIVISION



JUDICIAL SERVICES DIVISION

By law, the Sheriff of Washington County is charged with the responsibility of providing a safe environment for everyone (visitors, employees, witnesses, jurors, judges, prisoners, etc.) who enter the Circuit Courthouse located at the corner of Summit Ave. and W. Washington St. in Hagerstown, MD. In order to achieve these duties, the Sheriff has appointed a competent staff of sworn law-enforcement and court deputies, a security staff and civilian clerical personnel who are assigned to the Judicial Services Division.

COURTHOUSE PROTECTION & SECURITY

The Court Security Unit is responsible for maintaining a uniformed presence in and around the courthouse and screening all persons, packages and parcels entering the courthouse. This unit consists of two (2) Sergeants, four (4) uniformed law enforcement deputies, four (4) uniformed court security deputies and six (6) part-time civilian court security personnel.

Located inside the entrance to the courthouse is a “walk-through” metal detector and an x-ray machine, which is used to scan articles carried by persons entering the courthouse. This station is manned between 7:00 a.m. and 4:30 p.m. each day the courthouse is open. It is also manned and utilized during special events such as public meetings held in the courthouse after normal business hours. The Courthouse is also equipped with 96 closed-circuit cameras, which monitor courtrooms, offices and common areas. These cameras are monitored in the Control Center by one of the civilian court security personnel during business hours. The metal detector is staffed by two civilian court security personnel and a uniformed deputy sheriff. During 2020, a total of 57,333 people were screened entering the courthouse.

PRISONER TRANSPORT

A portion of the judicial personnel's duties involves the daily transportation of adult prisoners being held in the Detention Center to the Circuit Court for trial. Judicial personnel are also responsible for these prisoners while being detained in temporary holding cells located within the courthouse. Upon conviction, judicial personnel return these prisoners to the Detention Center.

COURTROOM SECURITY

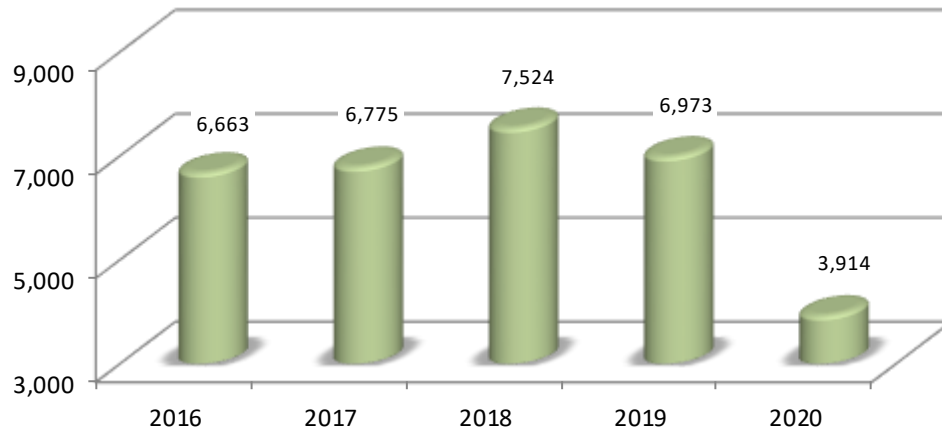
There are six Circuit Court Judges who preside over trials involving civil, criminal and juvenile matters and a Family Law Master who conducts hearings on matters dealing with family law. Two deputies are assigned per courtroom and one with the Master. It is felt the mere presence of the uniformed deputies provide a deterrent factor and has a tendency to maintain order during the trials.

COUNTY ADMINISTRATION BUILDING SECURITY

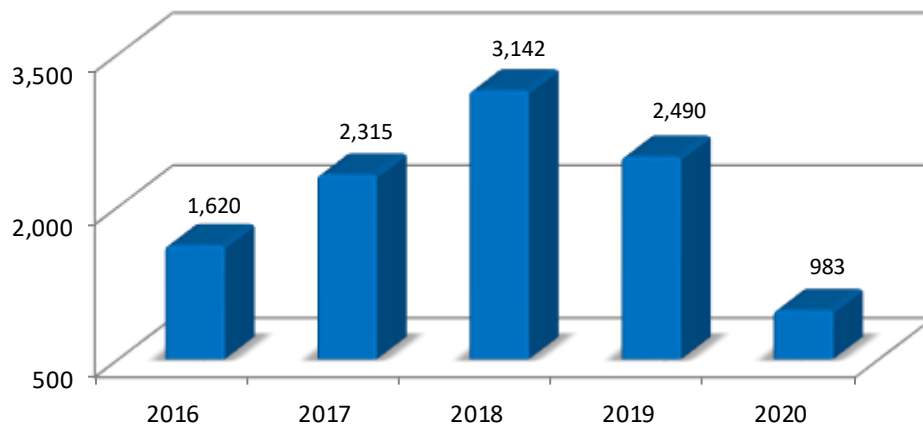
A deputy sheriff is assigned to provide security screening of visitors to the County Administration Building during business hours. Security is also provided for evening meetings when requested.

JUDICIAL DIVISION

Number of Courtroom Security Hours Provided



Number of Court Transports



CIVIL & CRIMINAL PROCESS

The Civil Process Unit is responsible for attempting and serving all civil summonses, subpoenas and writs received from the Circuit and District Courts. This unit is comprised of four (4) deputy sheriffs who serve Circuit Court paperwork and two (2) part-time civilian Process Servers (Constables) who serve District Court paperwork.

During the calendar year 2020, the Sheriff's Office received 5,781 summonses for service and served 5,271.

Circuit Court Summons Attempted vs. Summons Served					
	2016	2017	2018	2019	2020
Summons Attempted	20,735	20,621	22,056	19,651	8,230
Summons Served	15,359	17,215	17,405	14,858	5,271

District Court Summons Attempted vs. Summons Served					
	2016	2017	2018	2019	2020
Summons Attempted	1,368	1,544	1,519	1,266	1,137
Summons Served	612	598	590	515	600

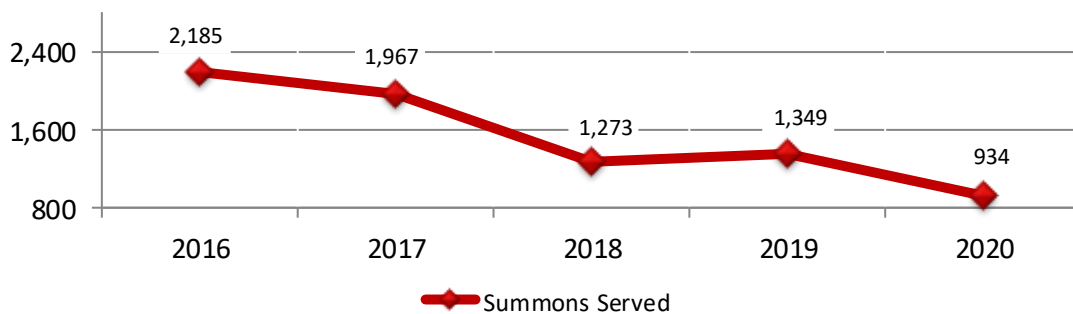
Evictions & Rent Notices Served					
	2016	2017	2018	2019	2020
Evictions	944	979	913	844	500
Rent Notices	10,230	10,306	10,174	8,766	5,567

CHILD SUPPORT ENFORCEMENT FEDERAL GRANT

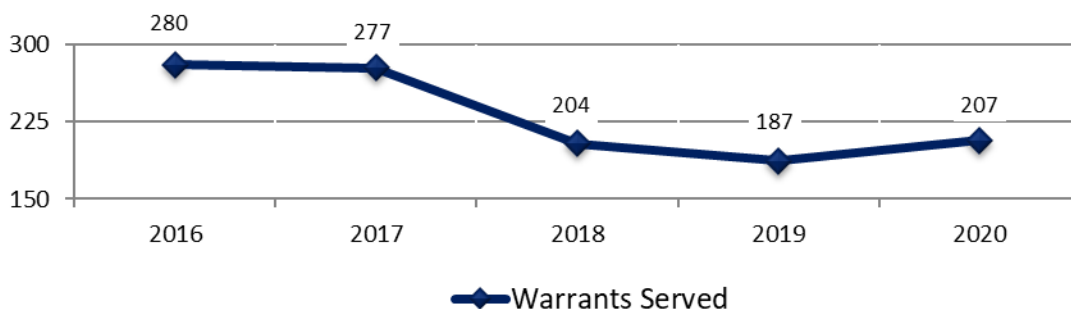
Until July 1, 2001, the Sheriff's Office received \$30.00 per process (warrants & summons) served. On July 1, 2008, the County entered into a contract with the State of Maryland entitled "Actual Cost Reimbursement" which provides grant funding to the Child Support Unit, which is renewed each year. Two (2) full-time and one (1) half-time deputy sheriff positions are responsible for attempting and serving child support summonses and warrants and two (2) Office Associates are responsible for entering and maintaining those summonses and warrants.

The Child Support Unit is supervised by the Warrant Task Force supervisor and their warrant statistics are part of the overall W.T.F statistics.

Summons Served by Child Support Unit



Warrants Served by Child Support Unit



WARRANT TASK FORCE

The *Washington County Warrant Task Force* was formed on January 1, 2009. The Task Force is supervised by a Sergeant from the Sheriff's Office and consists of three Washington County Sheriff's Office deputies, two Hagerstown Police Department officers and one trooper from the Maryland State Police.

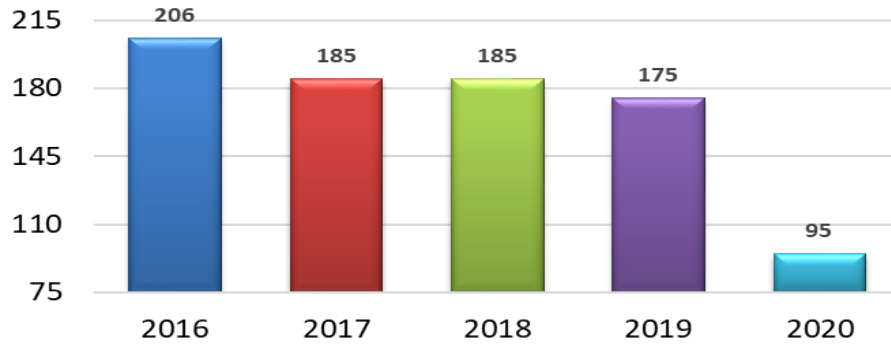
The Child Support Unit of the Sheriff's Office is also part of the Task Force, which consists of two deputies. Three civilian support staff members are responsible for receiving and the timely entry of all warrants and civil orders, which are maintained at the Sheriff's Office.

The Task Force is responsible for attempting and serving all warrants, criminal summonses and Peace Orders issued in Washington County and also those received from allied police agencies for persons living or working in Washington County. The Task Force is also responsible for all extraditions/transport of wanted persons who are located outside of Washington County.

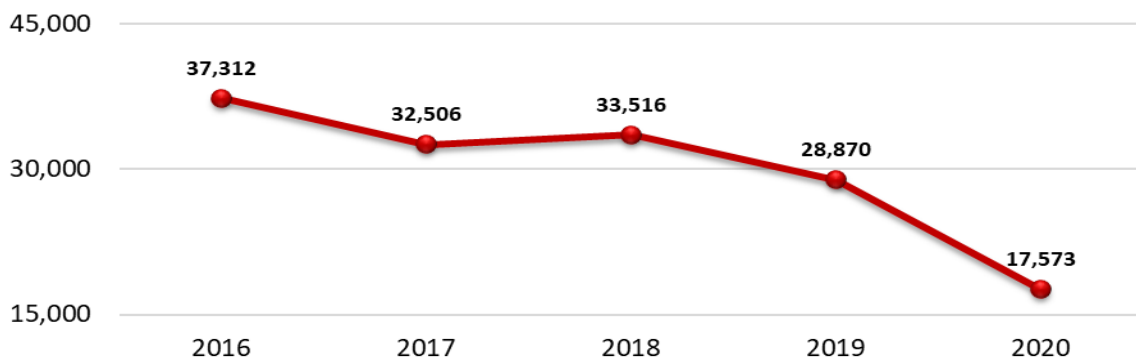
WARRANTS & SUMMONS	2014	2015	2016	2017	2018	2019	2020
Warrant Attempts	4,601	4,446	4,594	4,536	3,555	3,552	2,390
Warrants Served	2,500	2,617	2,426	2,279	2,104	2,057	1,253
Number of Persons Arrested on Warrants	2,072	2,136	2,062	1,855	1,707	1,675	1,028
Criminal Summons Attempts	1,855	2,422	2,462	2,589	2,712	2,684	2,336
Criminal Summons Served	911	1,124	1,124	1,161	1,244	1,170	963
Civil Order Attempts	1,272	1,253	1,093	1,264	918	1,002	945
Civil Orders Served	538	537	476	496	392	410	301

WARRANT TASK FORCE

Extraditions Made



Miles Traveled



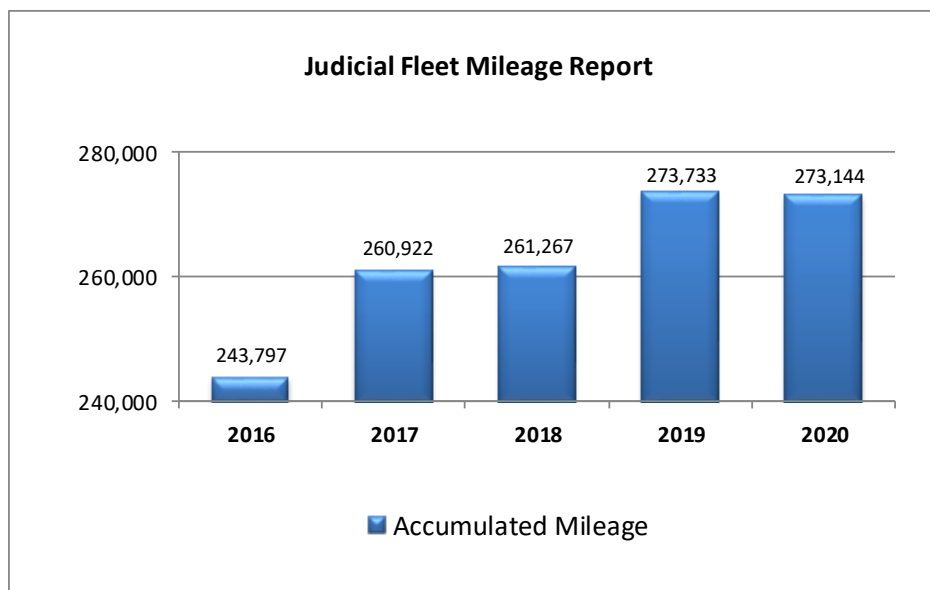
WARRANTS/CRIMINAL SUMMONS

CRIMINAL WARRANTS/ SUMMONS	2016	2017	2018	2019	2020
Active Warrants on file at End of Year	2,406	2,391	2,409	2,535	2,170
Warrants Received	4,588	4,328	4,421	4,511	2,374
Warrant Attempts	4,971	4,944	4,031	4,026	2,754
Warrants Served	3,765	3,705	3,731	3,637	2,157
Criminal Summons Received	759	871	794	714	673
Criminal Summons Attempts	2,636	2,753	2,901	2,839	2,494
Criminal Summons Served *	1,292	1,322	1,377	1,321	1,075

*Includes Hagerstown Police Department summonses served by Warrant Task Force

PROTECTIVE & PEACE ORDERS	2016	2017	2018	2019	2020
Interim Protective Orders Received	542	576	437	465	596
Interim Protective Orders Attempted	650	661	532	521	761
Interim Protective Orders Served	409	376	297	306	461
Temporary Protective Orders Received	462	533	530	603	334
Temporary Protective Orders Attempted	905	1,043	949	1,084	719
Temporary Protective Orders Served	517	601	537	621	355
Interim Peace Orders Received	239	207	143	178	237
Interim Peace Orders Attempts	265	251	155	178	377
Interim Peace Orders Served	151	124	88	85	176
Temporary Peace Orders Received	319	332	311	324	181
Temporary Peace Orders Attempts	671	802	604	660	562
Temporary Peace Orders Served	308	319	282	323	198
Extreme Risk Protective Orders Rcvd	n/a	n/a	n/a	22	13
Extreme Risk Protective Order Att.	n/a	n/a	n/a	31	19
Extreme Risk Protective Orders Served	n/a	n/a	n/a	23	14

JUDICIAL FLEET



Judicial Fleet consists of:

- 7 marked vehicles
- 1 un-marked transport van
- 10 unmarked vehicles

REVENUE GENERATED	2016	2017	2018	2019	2020
Child Support	\$ 201,083.15	\$ 205,947.72	\$ 167,840.12	\$ 231,184.60	\$ 306,129.00
Circuit Court Summons	\$ 48,739.03	\$ 54,058.41	\$ 42,908.00	\$ 44,574.32	\$ 29,618.63
District Court Summons	\$ 211,631.60	\$ 211,652.00	\$ 220,168.00	\$ 208,715.00	\$ 101,506.00
Peace Orders	\$ 4,840.00	\$ 5,115.00	\$ 4,380.00	\$ 3,880.00	\$ 4,940.00
TOTAL	\$ 466,293.78	\$ 476,773.13	\$ 435,296.33	\$ 488,353.92	\$ 442,193.63



WASHINGTON COUNTY SHERIFF'S OFFICE DETENTION DIVISION



Points of Interest:

The Washington County Detention Center houses inmates awaiting trial and those committed to the Detention Center who are serving sentences of 18 months or less. The Detention Center is the initial entry point for every person accused of committing a crime in Washington County—from minimum to maximum security inmates. Those sentenced to more than one year may serve their sentences at a state for federal institution however those sentenced to greater than 18 months must serve their sentence at the appropriate state or federal correctional institution.

The rated capacity for the Detention Center is 339 male general population and 48 female population inmates. Special Housing and Programs Unit capacity is 112 beds.

In 2020, the Detention Center housed an average of 296 inmates daily with a high of 257 inmates. In order to house our average daily population, Special Housing Units and the Intake Cells had to be utilized.

During 2020, this facility housed:

15 - Bloods gang members

19 - Crips gang members

9 - Dead Man Inc gang members

6 - Aryan Nation gang members

7 - other gang members

0 - inmates charged with Murder

138 - with Child Abuse

97 - with Sex Offenses/Rape

1,653 - with drug charges

103 - with weapons charges

899 - with bond denied

3 - inmates were held on bonds of \$100,000.00 or greater

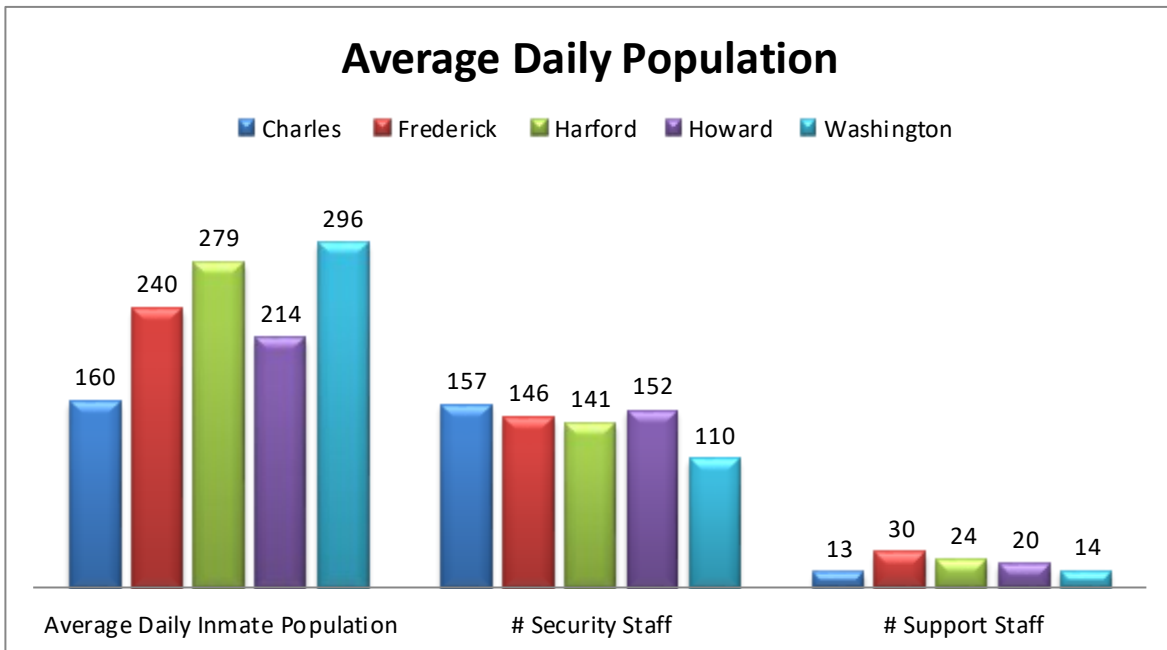
57 - Veterans

REVENUES

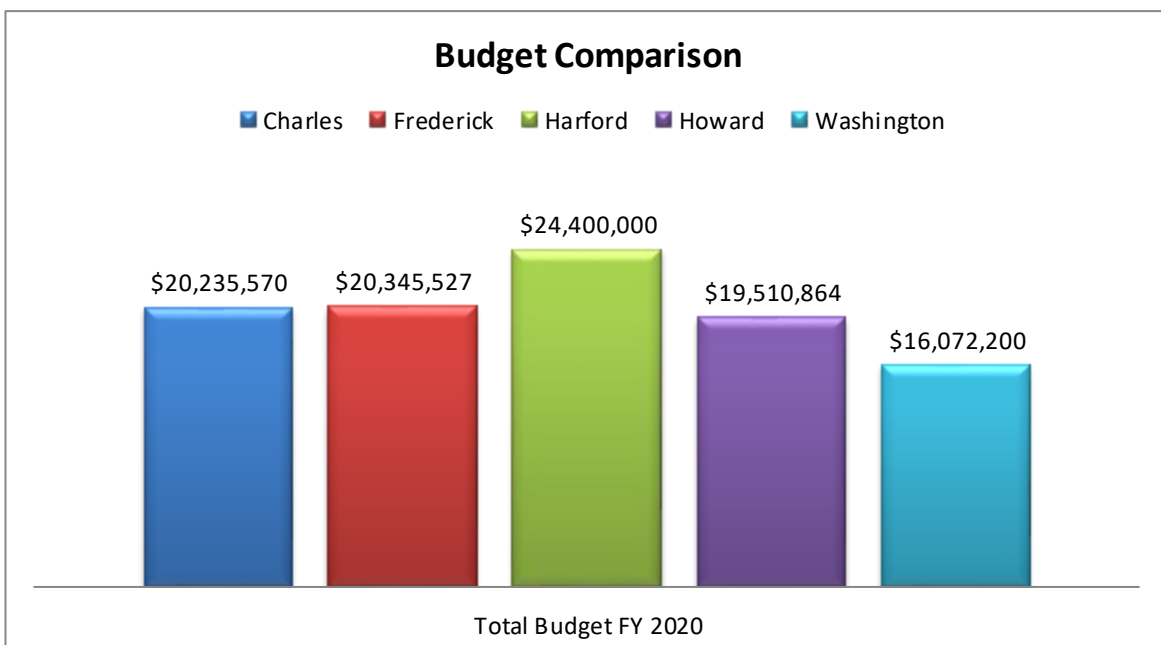
REVENUES			
	FY 2019		FY2020
Home Detention	\$	11,788.00	\$ 10,416.00
Work Release	\$	8,680.00	\$ 2,604.00
Drug/Alcohol Tests	\$	88.00	\$ 135.00
Medical Fees	\$	1,073.09	\$ 304.00
Housing State Inmates	\$	171,135.00	\$ 178,110.00
Housing Federal Inmates	\$	538.72	\$ 461.76
Phone Commission	\$	120,259.89	\$ 150,646.93
TOTAL	\$	313,562.70	\$ 342,677.69

FACILITY INSPECTIONS		
INSPECTING AGENCY	INSPECTION SCHEDULE	LAST INSPECTION DATE
Grand Jury	Semi-annually	October 2019
Fire Marshal's Office	Annually	November 2019
Maryland Commission on Correctional Standards	Three year cycle	February 2020
National Commission on Correctional Health Care	Three year cycle	March 2020
Washington County Health Dept. — Food Services	Annually	December 2019
Maryland Occupational, Safety, and Health Admin.	Biannually	April 2020

BUDGET & STAFFING COMPARISONS



These graphs indicate that Washington County operates a Detention Center with less staff on a lower budget than other comparable county facilities in Maryland.



INMATE HOUSING REPORT

MAXIMUM SECURITY

A Pod	36 Cells	Double Bunked	72 Beds
B Pod	36 Cells	Double Bunked	72 Beds
E Pod	37 Cells	Double Bunked/1 Cell Triple Bunked	75 Beds
F Pod	36 Cells	Double Bunked	72 Beds
Female Housing	8 Rooms	Dormitory	48 Beds
TOTAL			339 Beds

PROGRAMS—MINIMUM SECURITY

H Pod Unit #1 (Inside Trusty/Pre-Release)	Dormitory—Male	24 Beds
H Pod Unit #2 (Pre-Release)	Dormitory—Male	24 Beds
H Pod Unit #3 (Outside Trusty)	Dormitory—Male	24 Beds
H Pod Unit #4 (Work Release)	Dormitory—Male	24 Beds
FHU Unit #11 (Pre-Release)	Dormitory—Female	6 Beds
FHU Unit #12 (Work Release)	Dormitory—Female	6 Beds
TOTAL		108 Beds

DISCIPLINE/MENTAL HEALTH/SPECIAL CHECKS

C Pod-Males	10 Cells	Double Bunked	20 Beds
D Pod-Males	10 Cells	2 Single / 8 Double Bunks	18 Beds
Female Housing	8 Cells	2 Single / 6 Double Bunks	14 Beds
TOTAL			52 Beds

TEMPORARY (INTAKE & MEDICAL)

Intake Cell (Temporary Only)	3 Cells	7 Beds
Group Holding (Temporary Only)	1 Cell	5 Beds
Female Intake Holding (Temporary Only)	1 Cell	5 Beds
Medical	3 Cells (2 Cells are isolation)	4 Beds
TOTAL		21 Beds

SQUARE FOOTAGE AVAILABLE

Cells Square Footage (Pods)	10'6" x 7'0"	74.2 Sq. Ft.
Holding Cell #1	10'6" x 9'0"	90.6 Sq. Ft.
Holding Cell #2	10'0" x 6'8"	68.8 Sq. Ft.
Holding Cell #3	9'0" x 6'0"	54.0 Sq. Ft.
Medical Cells	10'6" x 9'0"	90.6 Sq. Ft.
Overflow Housing		1,370.0 Sq. Ft.
H-Pod Housing		7,132.0 Sq. Ft.
Female Housing		23,000.0 Sq. Ft.

TRAINING & RECRUITMENT

2020 AT A GLANCE

- ◆ 33 invitations for physical agility test with 33 responding and 19 passing; 12 failed afterwards for various reasons
- ◆ Hired 0 correctional deputies who were each provided 40 hours of Pre-Service Training
- ◆ 4 Retirements
- ◆ 0 Transferred to another Department
- ◆ 5 Resignations
- ◆ Provided 40 hours In-Service Training for each employee having inmate supervision responsibilities

SPECIALIZED TRAINING

Many correctional employees attended specialized training in topics such as:

- Honor Guard Camp
- Disciplinary Techniques for Women in Management
- Gang Investigation
- Beretta Armor School
- Computer Voice Stress Analyzer
- 1st Line Supervisor's Training
- Compliance Auditing for Correctional Facilities
- Emergency Evacuation, Planning & Implementation
- Interviewing and Interrogation Techniques
- MCAA Local Population Reporting
- Organizational Development
- Tactical Emergency Training
- Collection of DNA Samples
- Field Training Officer
- Prison Rape Elimination Act (PREA) Training
- Deputy Director's Program
- Correctional Accreditation Manager's Association (CAMA)

IN-SERVICE TRAINING

Employees are mandated by the Maryland Commission on Correctional Standards to attend 18 hours of in-service training annually. This training ensures staff skills and knowledge are current. Such topics included are:

- CPR and First Aid
- Mental Health/Suicide
- Firearms
- ASP Baton
- Mechanical Restraints
- Fire Extinguisher and Evacuation Procedures
- AIDS Education
- Tuberculosis/Bloodborne Pathogens
- Emergency Procedures
- Trauma/Addictions

All employees who have regular contact with inmates received at least 40 hours of in-service training.

ENTRANCE LEVEL CORRECTIONAL OFFICER

All newly hired Correctional Officers must attend 7 weeks of training through the Maryland Police and Correctional Training Commission — Entrance Level Correctional Academy. Training includes: CPR, Infectious Diseases, Defensive Tactics, Chemical Agents, First Aid, Dealing with Special Management Inmate, Self Defense, etc... After an officer completes the correctional academy they will spend an additional 240 hours with a Field Training Officer.

INMATE DISCIPLINARY STATISTICS

2020 AT A GLANCE

INMATE RULE VIOLATIONS

Charge #	Disciplinary Charge	2016	2017	2018	2019	2020
1-2	Maim / Self Harm	8	2	0	2	0
1-3	Rape / Sexual Assault	1	3	0	0	0
1-6	Escape / Program Walk-Off	0	1	2	0	1
1-8	Resisting or Interfering with Staff	48	45	43	48	46
1-9a	Assault / Battery on Another Inmate	48	62	63	49	71
1-9b	Assault / Battery on Staff	11	4	16	7	12
1-11	Possess / Manufacture Contraband	50	34	38	52	25
1-16	Refusing or Failing to Obey Orders (Category 1 only)	100	98	53	128	51
1-18	Consuming / Manufacturing Intoxicant	16	18	4	24	6
1-20	Act Posing Risk to Safety / Security of Facility Operations	147	144	138	176	144
1-22	Planning / Attempting Category 1 Prohibited Act	40	29	40	58	16
1-23	Violation of Inmate Program Contract	15	7	4	4	2
1-24	Gang Related Prohibited Acts	2	0	0	0	0
2-2	Disorderly Conduct	84	75	79	88	62
2-3	Fighting	56	52	76	68	26
2-5	Destroying/Misusing County Property	21	20	12	24	35
2-6	Giving False / Misleading Information	1	8	7	8	1
2-7	Misusing / Abusing Medications	13	1	6	1	2
2-8	Theft	3	10	12	8	5
2-12	Tattooing	13	4	2	1	2
2-13	Fail to Comply with Inmate Handbook	50	38	44	53	17
2-16	Disrespect to Staff	61	41	79	58	20
2-17	Being in Unauthorized Area / Cell	10	14	3	8	13
2-23	Phone Misuse	18	7	13	6	9

SECURITY

2020 AT A GLANCE

◆ No escapes from the facility
◆ 1,306 inmates were received — 1,031 males and 275 females
◆ 1,269 inmates were released — 993 males and 276 females
◆ Average daily intake of inmates was 3.58; average daily release was 3.48
◆ Highest day of intakes was on February 21st when 18 inmates were received
◆ The inmate population comprised of 87% males and 13% females
◆ 52 % of inmates were incarcerated less than 90 days
◆ 70 % - Reflects the number of inmates that were previously incarcerated at the Detention Center
◆ 11 % - Recidivism measured by those re-offending within 3 years of last incarceration
◆ 56 % of inmates were held with bond denied
◆ 35 % of inmates had bonds less than \$5,000

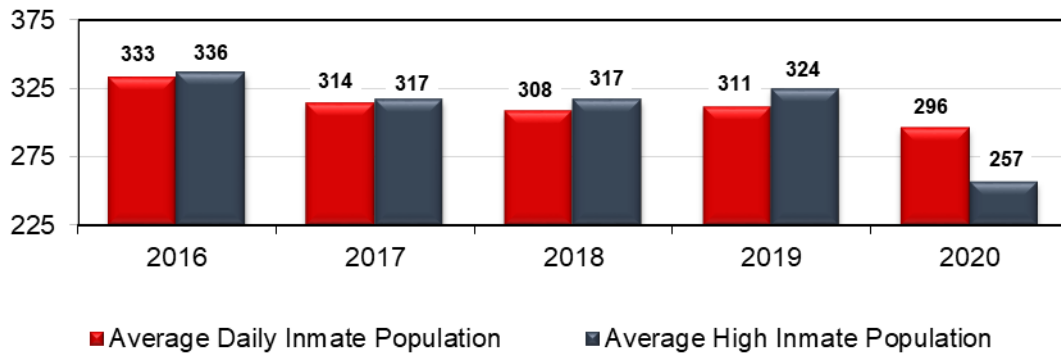
The **Security Staff** consists of 110 sworn uniformed correctional deputies. They provide security staffing over 3 shifts, 24 hours per day, 365 days per year. Each shift is comprised of a Lieutenant, who serves as the Shift Commander, two Sergeants/Corporals, and a number of DFC's and Deputies. A Sergeant or Corporal serves as the Shift Commander in the absence of the Lieutenant.

OFFICER DEMOGRAPHICS

SENIORITY	# OFFICERS	RANK	# OFFICERS	AGE	# OFFICERS
0-5 yrs	26	Major	1	21-29	17
6-10 yrs	14	Captain	2	30-39	19
11-15 yrs	20	Lieutenant	5	40-49	23
16-20 yrs	14	Sergeant	12	50-59	30
21-25 yrs	10	Corporal	1	60-69	7
26+ yrs	12	DFC	52		
		Deputy	23		
					14 staff vacancies

INMATE POPULATION STATISTICS

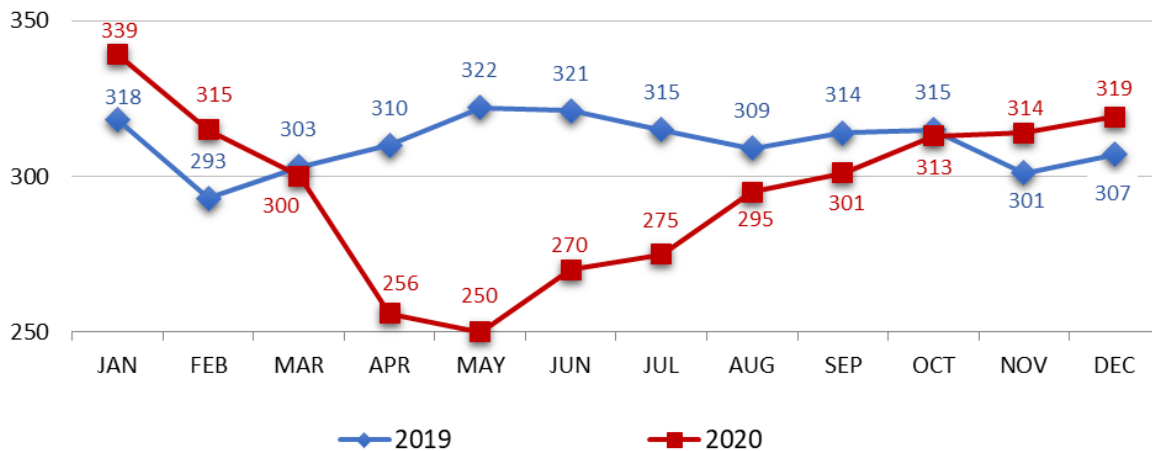
Inmate Population



The above numbers include inmates on Home Detention & Day Reporting Center

“Average Daily Inmate Population” is an average number of inmates incarcerated during a calendar year.

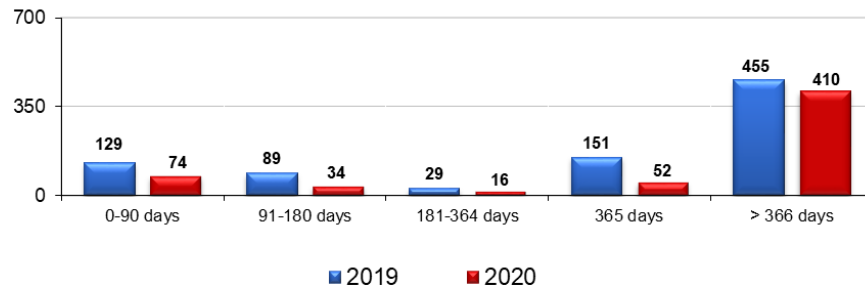
Average Daily Inmate Population by Month 2019 vs 2020



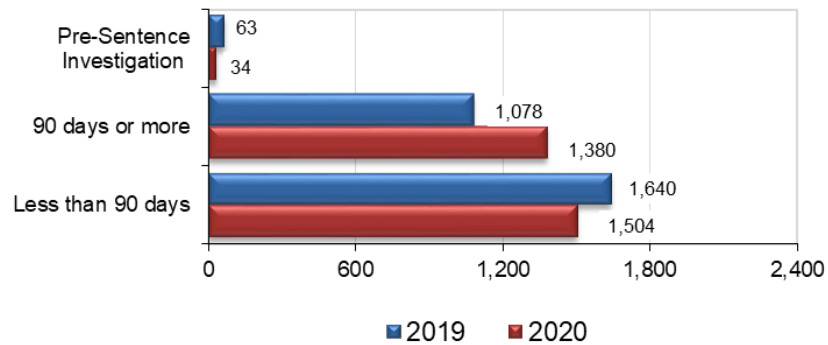
Above statistics include Home Detention/Day Reporting Center inmates

INMATE POPULATION STATISTICS

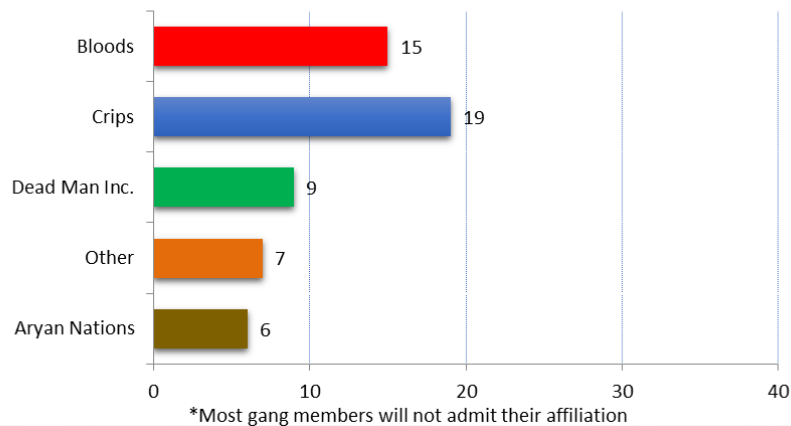
**Length of Sentence
2019 vs 2020**



**Length of Incarceration
2019 vs 2020**



Incarcerated Gang Members



INMATE POPULATION STATISTICS

INMATE ARREST CHARGES

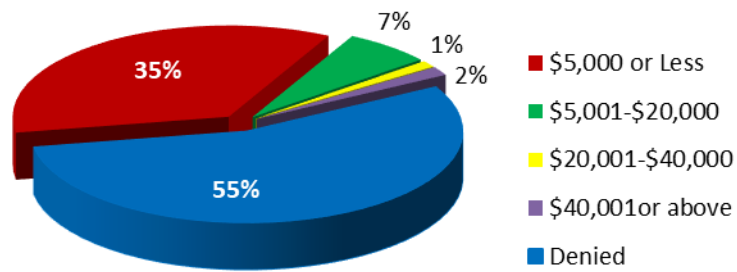
527 - Alcohol Offenses	1,207 - Fail To Appear
27 - Arson	353 - Motor Vehicle Violations
1,469 - Assault/Violate Exparte/Kidnap	0 - Murder
129 - Bad Checks/Credit Card Fraud	5 - Parole Retake
1,028 - Burglary/Robbery	97 - Sex Offense/Rape
138 - Child Abuse/Child Sex Offense	176 - Trespass
82 - Contempt/Non-Support/Fail to Pay	373 - Violation of Probation
283 - Disorderly Conduct/Fail To Obey	103 - Weapon Charges
1,653 - Drug Charges	

BOOKING BY ARRESTING AGENCY

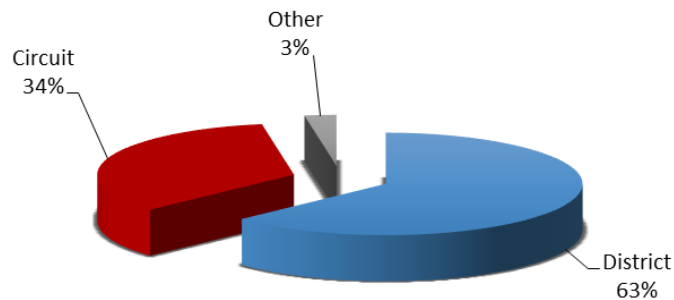
Arresting Agency	2016	2017	2018	2019	2020
Boonsboro	4	2	4	6	1
Circuit Court	9	13	24	10	4
District Court	4	8	13	7	2
Hagerstown Police Department	346	354	331	329	284
Hancock	8	9	4	1	4
Maryland State Police	76	59	63	77	48
Narcotics Task Force	74	66	51	16	29
Other	10	8	9	12	7
Smithsburg	4	2	4	1	2
Washington County Sheriffs Office	1,632	1,390	1,344	1,306	924

INMATE POPULATION STATISTICS

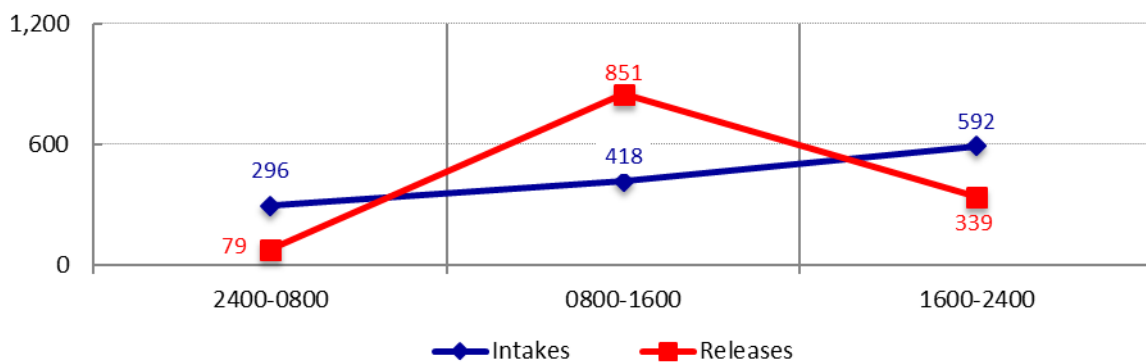
Inmate Bond Amounts



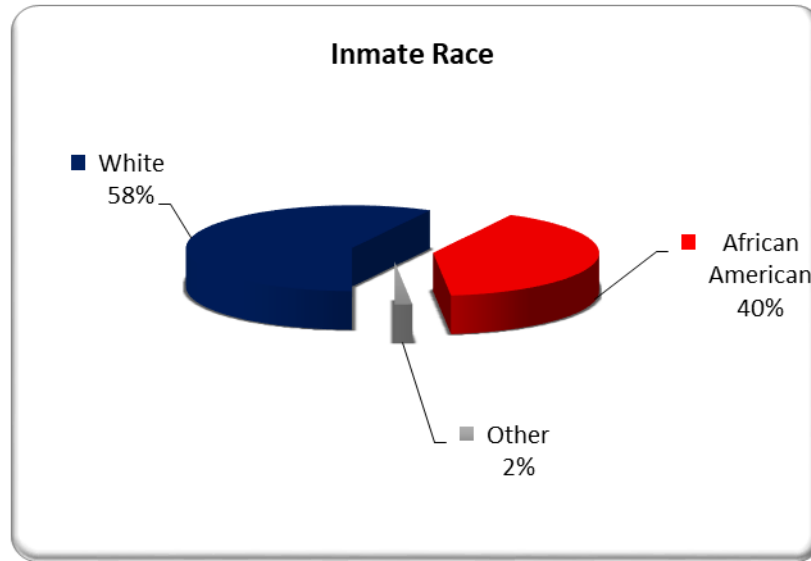
Case Distribution by Court



Intakes & Releases by Shift



INMATE POPULATION STATISTICS



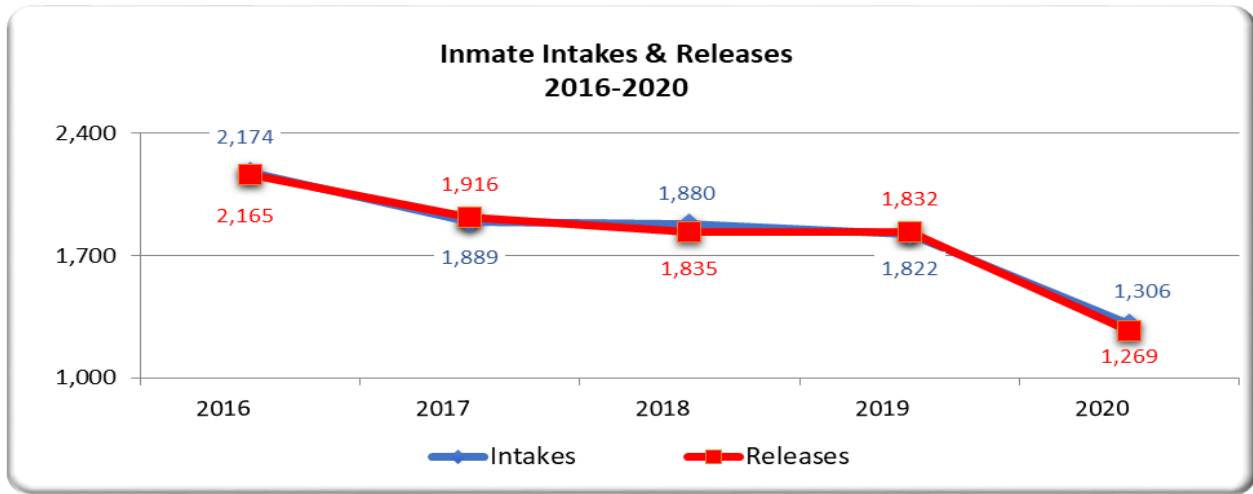
INMATE RESIDENCE

	2016	2017	2018	2019	2020
Washington County	1,705	1,522	1,508	1,418	1,059
Out of County/In State	236	195	174	198	116
Out of State	228	166	194	196	124
Out of Country	5	6	13	9	7

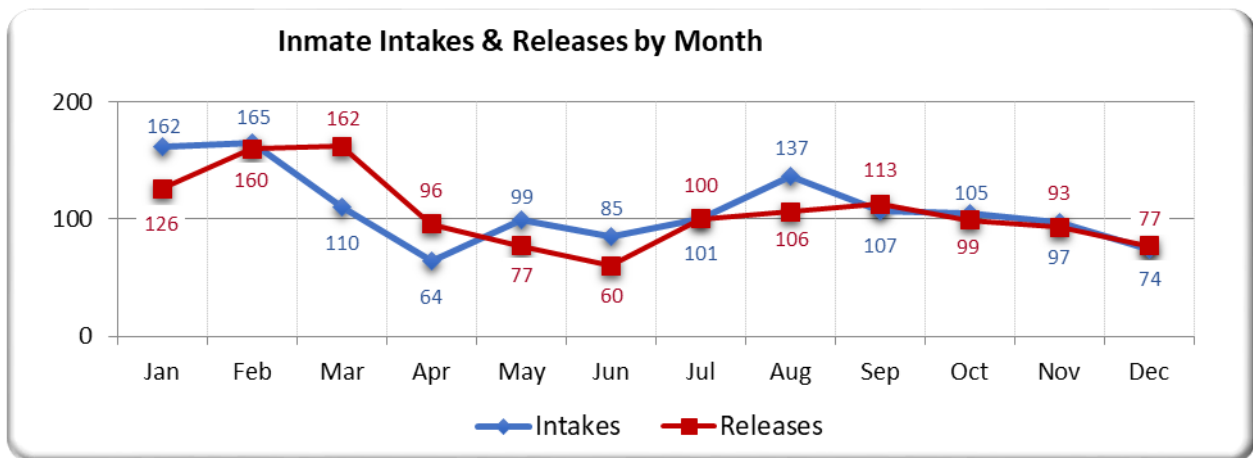
INMATE AGES

Age Group	<18	18-21	22-29	30-39	40-49	50-59	60+
Number of Inmates	13	107	357	464	238	100	27

INTAKE OFFICE



The Intake Office processed 2,575 inmates into and out the facility in 2020!

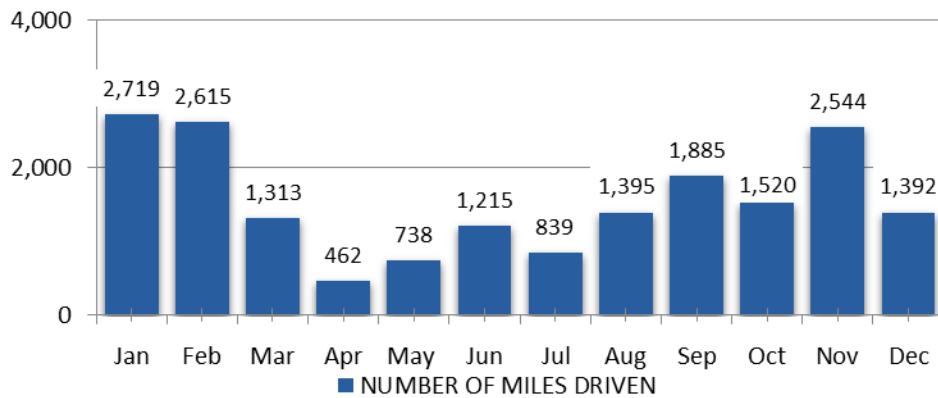


TRANSPORTATION UNIT

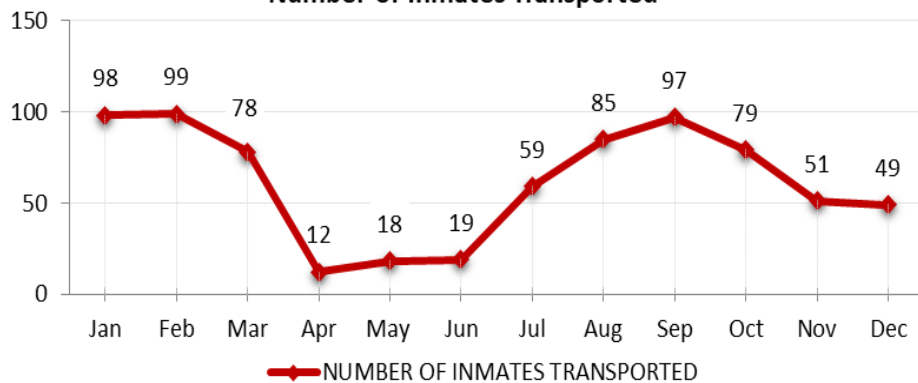
2020 AT A GLANCE

- ◆ A total of 744 inmates were transported
- ◆ A total of 768 trips were made:
 - 226 trips were made to court
 - 216 for medical appointments
 - 62 miscellaneous
- ◆ 18,637 miles were logged by the Transportation Unit- an average of 51 miles per day
- ◆ 63 inmates were transported to the Department of Public Safety and Correctional Services
- ◆ 1,048 Bail Reviews were held by video from the Detention Center to District Court
- ◆ 40 transports were made out of county

Mileage for Inmate Transports



Number of Inmates Transported



INMATE PROGRAMS

2020 AT A GLANCE

- ◆ 15 inmates were processed to Home Detention
- ◆ 4 inmates were processed to Work Release
- ◆ Average daily inmate population on programs was:
Work Release— 1
Home Detention— 1
- ◆ Collected \$21,191 in program fees (Home Detention, Work Release, and Drug Testing)
- ◆ Since implementation of Home Detention in 1989, the Detention Center has collected \$2,076,062 in program fees and saved over 4 million dollars in housing costs
- ◆ 100% of the inmates placed on Work Release successfully participated and were released from custody of the Detention Center
- ◆ 80% of the inmates placed on Home Detention Programs successfully participated and were released from custody of the Detention Center
- ◆ Conducted 98 random drug tests on inmates

Inmates on the Home Detention and Work Release Programs are charged a participation fee of \$14 per day.

The Weekend Confinement Program was terminated on November 30, 2016.

HOME DETENTION

	2017	2018	2019	2020
Participants	19	19	10	15
Revenue	\$16,352	\$15,442	\$6,888	\$19,264

WORK RELEASE

	2017	2018	2019	2020
Participants	12	5	4	4
Revenue	\$15,176	\$8,316	\$3,234	\$1,792

INMATE PROGRAMS

Home Detention—allows inmates to serve their sentence in their homes via electronic monitoring and continue employment, educational classes and attend treatment.

Work Release—allows inmates to obtain or continue employment within the community while serving their sentence. Inmates on this program are allowed to leave the facility to go to work but must return when their work day is concluded. Work site supervision is supplied by employers along with site checks conducted by Detention Center staff.

To be considered for the above programs, inmates must be recommended by their sentencing judges to participate.

The charts below indicate how many inmates were recommended for Home Detention, Work Release, and Weekend Confinement from each court.

HOME DETENTION AUTHORIZED BY COURT

	2016	2017	2018	2019	2020
Circuit Court	26	14	16	8	11
District Court	4	5	3	2	4
Total	30	19	19	10	15

WORK RELEASE AUTHORIZED BY COURT

	2016	2017	2018	2019	2020
Circuit Court	14	6	3	2	2
District Court	4	6	2	2	2
Total	18	12	5	4	4

DAY REPORTING CENTER PROGRAM

2020 AT A GLANCE

- ◆ 23 inmates were referred to the Day Reporting Center
- ◆ 15 inmates were admitted
- ◆ 0 inmates were ineligible for the following reasons:
 - 0 Detainers in other states and/or other counties
 - 0 Unable to obtain residence
 - 0 Resided outside of county and/or state
 - 0 Crimes of Violence
 - 6 Declined
 - 0 Parole Retake
 - 2 Miscellaneous Reasons
- ◆ 10 participants were returned to the Detention Center for failing to adhere to program rules; 6 participants was readmitted
- ◆ 6 Participants have independent housing, 9 participants live in sober housing
- ◆ 93% Participants were employed full-time within 45 days of admission
- ◆ 98% Attendance Rate for Programs
- ◆ 100% Received Mental Health Services

The Washington County Sheriff's Office, **Day Reporting Center** opened on October 1, 2017. The program is located on the grounds directly behind the County Detention Center and the Sheriff's Office. The day reporting center is alternative to incarceration for individuals committed to the Washington County Detention Center with a substance related criminal conviction. The Washington County Sheriff's Office Day Reporting Center is a six month, on-site, non-residential cognitive restructuring program designed to change an offender's adverse thinking patterns and attitudes, improve job skills and job retention. The individuals remains in the custody of the Washington County Detention Center, with a modified home detention privileges. The primary goals of the program is to reduce offender recidivism, improve offender's ability to conform to community norms, enhance coping skills, decrease substance relapse, increase employability, and increase job retention.

The program hours of operation are Monday through Friday 8:00 a.m. to 8:00 p.m. and Saturday 8:00 a.m. to 4:00 p.m. The program is closed on Sunday and major holidays. The program will blend a high level of supervision to include GPS (global positioning system), community surveillance and unannounced home visits, with intensive case management, and treatment for substance related disorders. The program uses cognitive behavioral therapy in group and individual settings, medication assisted treatment using Vivitrol, and random and rigorous alcohol and drug testing. In addition, the program provides health visits, reentry, peer recovery, soft and life skills, vocational assessments, employability, financial and emotional literacy, pro-social support, mediation, mentoring / coaching, and health and wellness services. The program provides job training for those with inadequate work skills and lack of stable employment. The program refers to community providers for mental health services.

JAIL SUBSTANCE ABUSE PROGRAM (J.S.A.P.)

2020 AT A GLANCE

PROGRAM DESCRIPTION	2016	2017	2018	2019	2020
JSAP Evaluations	204	161	164	157	35
JSAP Completions	151	146	147	136	22
JSAP Group Services	2,545	2,020	1,883	1,721	268
JSAP Individual Services	181	222	161	189	32
JSAP Participants receiving Naltrexone/Vivitrol	27	29	9	8	1
TAMAR Participants (Male & Female)	113	88	100	162	47
TAMAR Activities	1,150	791	814	892	223
Anger Management Participants (Male & Female)	67	87	73	72	13
Anger Management Activities	312	341	264	256	34
Court Ordered 8-505 Evaluation provided	9	5	9	12	13
HIV Testing	102	83	76	33	12
Overdose Response Training (Narcan)	139	68	98	63	7

The Washington County Health Department, Division of Behavioral Health Services, Jail **Substance Abuse Program (JSAP)** was established in 1989 as substance use disorder treatment program operating within the Washington County Detention Center. JSAP is accredited by the Commission on Accreditation for Rehabilitation Facilities (CARF). JSAP is also certified by the State of Maryland Department of Health, Office of Health Care Quality. The Program provides 2 hour daytime substance use treatment groups 2 times per week and individual counseling services for adults at WCDC.

Starting in 2020, a health and wellness group component will be added through Justice and Recovery Advocates, Inc. Naltrexone pharmacotherapy is offered to individuals with alcohol and/or opiate addiction if meeting criteria upon release. Counselors refer persons served to a community provider of their choice to continue with substance use treatment following release from incarceration. Additional services include evaluations to determine treatment amenability for individuals court ordered under HG Article 8505 and optional programs for parenting skills, Sexual Health in Recovery (SHIR), Overdose Response Training, and HIV testing.

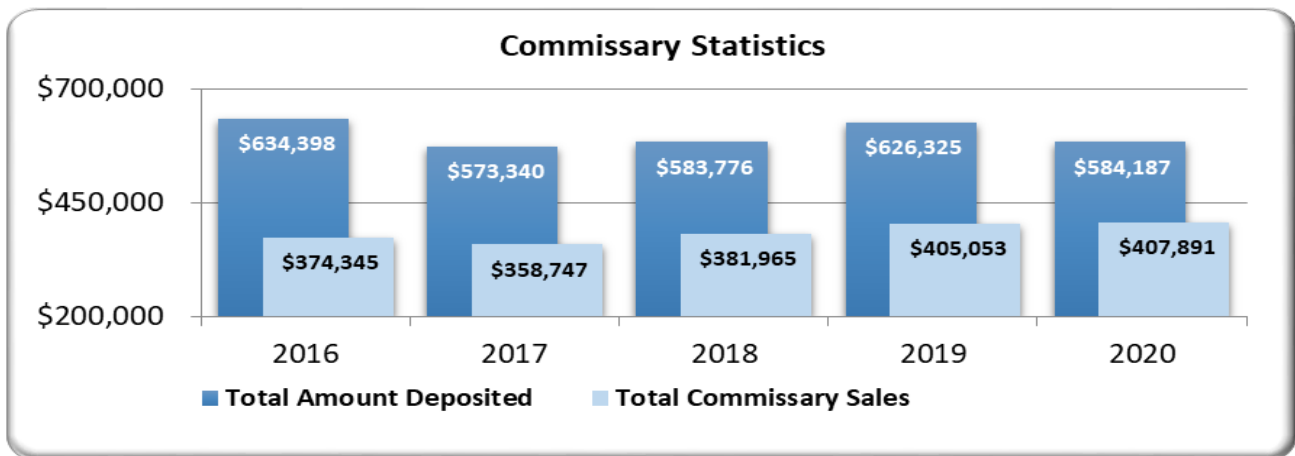
Trauma, Addiction, Mental Health, and Recovery (TAMAR) is a ten (10) week program and Anger Management is a six (6) week program.

INMATE COMMISSARY/ACCOUNTS MANAGEMENT

2020 AT A GLANCE

- ◆ Total amount deposited into inmate accounts was \$584,187
- ◆ 13,707 commissary orders were filled—a decrease of 766 over 2019
- ◆ Average inmate commissary order was \$29.75
- ◆ \$815.00 in Medical fees
- ◆ \$87.43 in Classification fees
- ◆ \$805.00 for Property damage
- ◆ Annual accounting audit completed by outside agency with 0 deficiencies

Commissary sales totaled \$404,891 — a \$2,838.00 increase over 2019



INMATE VISITING

In July 2011, the Washington County Detention Center implemented a Video Visitation System for inmate visitation with family and friends. The Video Visitation System uses computer screens and telephones so that the inmate can remain on their housing unit but still be able to visit with their family and friends. Visitors must logon to the system to schedule their visit which allows them to visit at more convenient times for them.

In addition, the Video Visitation System has allowed the Maryland Parole Commission to conduct parole hearings remotely so that the Commission can hold hearings in a timely manner with all inmates who are entitled to parole hearings. Prior to the implementation of Video Visitation, the Parole Commission had to travel from Baltimore to Hagerstown to hold parole hearings. This prevented them from holding parole hearings with the inmate in a timely manner as required by law.

3,627 visits were conducted at the Detention Center in 2020!

CLASSIFICATION UNIT

2020 AT A GLANCE

◆	3,444	inmates were assigned Trusty positions:
	87	Kitchen Trusties
	134	Sanitation
	86	Laundry Trusties
	23	Wall-scrubber Trusties
	14	Other Trusty positions
◆	1,463	Initial Classification Interviews
◆	194	Reclassification Hearings were conducted
◆	1,193	Classification Reviews were held
◆	194	Detainers were processed
◆	3,467	Inmate Request Slips were handled
◆	40	Parole Hearings

The Detention Center is required to house inmates having a variety of criminal charges, cultural, social and educational backgrounds, and personal needs. An Initial Classification Interview, an information gathering process is conducted for each inmate. During this process, **Classification Counselors** assess an inmate's current charges, sentence/bond status, criminal history, medical/mental health history, and housing requirements. Orientation to facility rules and regulations and institutional functions also occurs at this time. Classification Reviews are periodically conducted to determine if modification of an inmate's current status is appropriate. Once compiled, the information is used to assign housing, program access, and in making institutional work assignments. Classification Counselors provide a vital information link between the inmate population, courts, and other judicial system agencies.

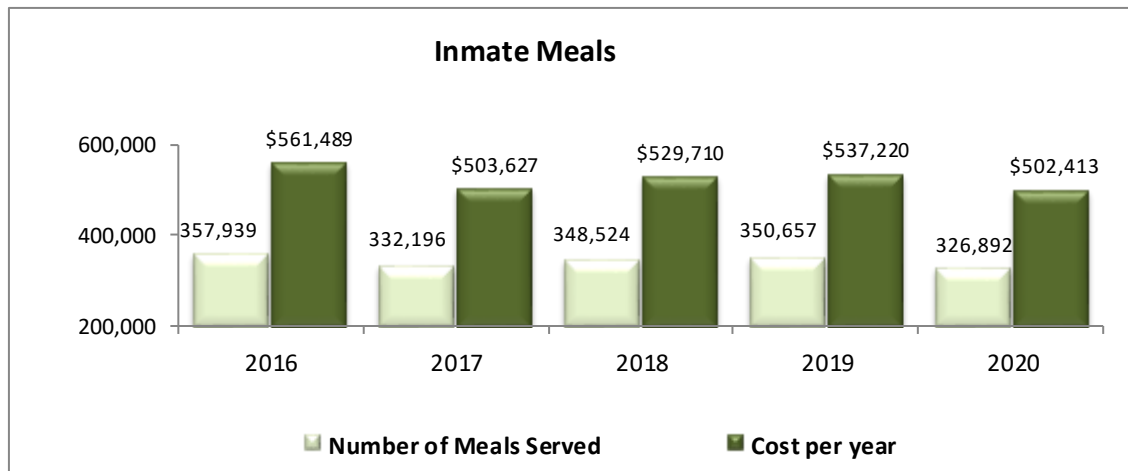
CLASSIFICATION UNIT					
	2016	2017	2018	2019	2020
Classifications	2,779	1,780	1,904	2,315	1,463
Reclassifications	113	96	119	174	194
Request Slips	3,289	3,060	3,752	3,877	3,467
Detainers Processed	79	355	321	269	194

FOOD SERVICES

2020 AT A GLANCE

- ◆ Prepared and served a total of 326,892 inmate meals
(cost per meal was \$1.526 January-April and \$1.547 May–December)
- ◆ Total cost of feeding inmates was \$502,413
- ◆ Served an average of 896 inmate meals per day

In 2018, the Washington County Detention Center awarded a contract to ARAMARK to provide food services to inmates and staff. Food Service operations must comply with all regulatory standards mandated by such agencies as the Maryland State Department of Health and Mental Hygiene and the Maryland Commission on Correction Standards. In addition, all dietary requirements of inmates must be met – medical diets, religious diets, special diets, etc.



INMATE EDUCATION PROGRAMS

2020 AT A GLANCE

- ◆ 8 inmates participated in GED Classes
- ◆ 6 in Adult Education, (2 males and 4 females)

MEDICAL & MENTAL HEALTH SERVICES

2020 AT A GLANCE

Over 800 Inmate Health Histories were conducted as part of the intake process. The following numbers indicate those inmates admitting to the listed medical conditions:

◆ 288	—Contagious/Communicable Disease	◆ 9	—Pregnant
◆ 2	—Crab/Lice	◆ 0	—Presently Suicidal
◆ 620	—Drug/Alcohol withdrawal Symptoms	◆ 620	—Prior Drug use
◆ 223	—Heart Condition	◆ 30	—Prior Suicide Attempts
◆ 218	—History of Tuberculosis/Hepatitis	◆ 1,033	—Psychiatric/Mental Treatment
◆ 111	—IV Drug use/shared needles	◆ 97	—Sexually Transmitted Disease

	PROCEDURE	2019	2020
01	Ambulance Transport	9	15
02	Cardiac/HTN Clinic	209	709
03	Cardiologist Consults	11	0
04	Chest Disease	N/A	0
05	Deaths	0	0
06	Dental	338	480
07	Detox Prescriptions Started	2,278	620
08	Dialysis	73	1
09	EKGs	117	263
10	Employee TB Testing	N/A	82
11	Endocrine Clinic	90	201
12	Emergency Room-(Medical)	32	35
13	Emergency Room-(Accident)	0	0
14	Eye Glass Repair/Exam	13	46
15	Flu Vaccines	819	33
16	Infectious Disease Clinic	136	463
17	INH Clinic	0	0
18	INH Prescription Clinic	0	0
19	Inmate Health Histories	817	1,206
20	Inmate TB Tests	261	1,217
21	IV Starts	3	5

	PROCEDURE	2019	2020
22	Laboratory	738	946
23	Neurological Consults	2	2
24	Neurology Clinic	53	182
25	Nurse Sick Call	2,893	2,406
26	OBGYN Consults	8	16
27	On-Site X-ray	200	283
28	Oral Surgery	3	261
29	Orthopedic Consults	7	36
30	Outside X-ray	9	9
31	Meritus Medical Ctr., Inpatient	2	9
32	Physical Therapy	0	1
33	Physicals	432	805
34	Physician's Sick Call	1,709	2,128
35	Prescription Medication	1,189	2,614
36	Psychotropic Medications	988	1,947
37	Psychiatrist	1,483	1,033
38	Pulmonary Clinic	69	490
39	RPR	45	25
40	Suicide Attempts	8	2
41	Surgical Consults	8	18
42	Urological Consults	2	4

2020 Operations Outcome Measures

01	Budget for the past 12 months	\$16,072,220
02	Number of staff at the end of the last calendar year (support staff included; DRC & Central Booking staff not included)	110
03	Number of staff who left employment for any reason in the past 12 months	9
04	Total number of credit hours relevant to their facility earned by staff in higher education in the past 12 months	0
05	Number of professional development events (in hours) attended by staff in the last 12 months	0
06	Average Daily Population in the past 12 months	296
07	Number of Admissions in the past 12 months	1,306
08	Number of inmates who were sentenced to the jail for 6 months or more in the past 12 months	478
09	Number of inmates diagnosed with hygiene-related conditions (scabies, lice, or fungal infections) in last 12 months	69
10	Number of inmate injuries (other than fire) requiring medical treatment in the past 12 months	20
11	Number of staff work related injuries (other than fire) requiring medical treatment in the past 12 months	4
12	Number of problems identified by internal health care review that were corrected in the past 12 months	0
13	Number of Sanitation or Health Code violations identified by external agencies in the past 12 months	0
14	Number of Sanitation or Health Code violations corrected in the past 12 months	0
15	Number of incidents involving keys in the past 12 months	0
16	Number of incidents involving tools in the past 12 months	0
17	Number of incidents involving culinary equipment in the past 12 months	0
18	Number of incidents involving medical equipment and sharps in the past 12 months	0
19	Number of rule violations in the past 12 months	966
20	Number of assaults—inmate against inmate, inmate against staff—in the last 12 months	71/12

2020 Operations Outcome Measures

21	Number of incidents involving contraband in the past 12 months	51
22	Number of weapons found in the facility in the past 12 months	10
23	Total number of disciplinary decisions made in the past 12 months	402
24	Number of controlled substances found in the facility in the last 12 months	21
25	Number of instances in which force was used in the past 12 months	35
26	Number of times staff uses force were found to have been inappropriate in the past 12 months	0
27	Number of inmate grievances filed alleging inappropriate use of force in the past 12 months	1
28	Number of disciplinary incidents resolved informally in the past 12 months	337
29	Number of formal inmate disciplinary decisions that were appealed in the past 12 months	33
30	Number of appealed disciplinary decisions decided in favor of the inmate in the past 12 months	0
31	Total number of hours of community service donated by inmates in the past 12 months	0
32	Total number of inmates who participated in community service work in the past 12 months	0
33	Number of inmates who passed GED exams while confined in the past 12 months	0
34	Total number of grade levels advanced by inmates in the past 12 months	0
35	Total number of hours of volunteer service delivered by members of the community in the past 12 months	123
36	Total number of individual community members who provided voluntary service in the past 12 months	52
37	Number of Program Changes in the last 12 months (requested from an outside auditing agency)	0
38	Number of Program Changes recommended in the last 12 months (requested from an outside auditing agency)	0
39	Un-authorized walk-offs in the last 12 months	1

NOTES



Washington County Sheriff's Office
500 Western Maryland Parkway
Hagerstown, MD 21740

Detention Division (240) 313-2133
Judicial Division (240) 313-2530
Patrol Division (240) 313-2100

www.washcosheriff.com