

WASHINGTON COUNTY SHERIFF'S OFFICE



2023

ANNUAL REPORT

TABLE OF CONTENTS

INTRODUCTION **PAGE**

| | |
|----------------------------------|---|
| LETTER FROM THE SHERIFF..... | 2 |
| MISSION & VISION STATEMENTS..... | 3 |
| BUDGET SUMMARY..... | 4 |
| PERSONNEL CHART..... | 6 |

PATROL DIVISION

| | |
|---|----|
| PATROL QUICK FACTS..... | 8 |
| TRAINING & RECRUITMENT..... | 9 |
| NARCOTICS TASK FORCE..... | 10 |
| GANG INVESTIGATION UNIT..... | 10 |
| K-9 UNIT..... | 10 |
| TRAFFIC/CRIMINAL INTERDICTION UNIT..... | 11 |
| COMMUNITY & SCHOOL RESOURCE DEPUTY PROGRAMS.... | 11 |
| SPECIAL RESPONSE TEAM (SRT)..... | 12 |
| SEX OFFENDER REGISTRATION UNIT..... | 13 |
| CRIMINAL INVESTIGATION UNIT..... | 14 |
| POLICE COMMUNICATIONS & CALL STATISTICS..... | 16 |
| DOMESTIC VIOLENCE UNIT..... | 22 |
| CRIME ANALYST..... | 22 |
| BURGLAR ALARM RESPONSE..... | 23 |
| UNIFORM CRIME REPORT (UCR)..... | 24 |
| DUI/DWI ENFORCEMENT..... | 27 |
| ACCIDENT INFORMATION..... | 28 |
| TRAFFIC..... | 30 |

CENTRAL BOOKING

| | |
|--|----|
| ARRESTING AGENCY MONTHLY STATISTICS..... | 31 |
|--|----|

JUDICIAL DIVISION **PAGE**

| | |
|---|----|
| COURTROOM SECURITY, PRISONER TRANSPORT..... | 32 |
| CIVIL & CRIMINAL PROCESS..... | 34 |
| CHILD SUPPORT ENFORCEMENT..... | 35 |
| WARRANT TASK FORCE..... | 36 |
| WARRANTS/CRIMINAL SUMMONS..... | 38 |
| JUDICIAL FLEET..... | 39 |

DETENTION DIVISION

| | |
|--|----|
| POINTS OF INTEREST..... | 40 |
| REVENUES..... | 41 |
| FACILITY INSPECTIONS..... | 41 |
| BUDGETARY/STAFFING COMPARISONS..... | 42 |
| INMATE HOUSING REPORT..... | 43 |
| TRAINING & RECRUITMENT..... | 44 |
| INMATE DISCIPLINARY STATISTICS..... | 45 |
| SECURITY DIVISION..... | 46 |
| INMATE POPULATION STATISTICS..... | 47 |
| INTAKE OFFICE..... | 52 |
| TRANSPORTATION UNIT..... | 53 |
| INMATE PROGRAMS..... | 54 |
| DAY REPORTING CENTER..... | 56 |
| JAIL SUBSTANCE ABUSE PROGRAM (J.S.A.P.)..... | 57 |
| INMATE COMMISSARY/ACCOUNTS MANAGEMENT..... | 58 |
| INMATE VISITING..... | 58 |
| CLASSIFICATION..... | 59 |
| FOOD SERVICES & INMATE EDUCATION..... | 60 |
| MEDICAL & MENTAL HEALTH..... | 61 |
| OPERATIONS OUTCOME MEASURES..... | 62 |

FROM THE SHERIFF



Office of the Sheriff:
Washington County
500 Western Maryland Parkway
Hagerstown, MD 21740-5199
Sheriff Douglas W. Mullendore

OFFICE: 240-313-2101
FAX: 240-313-2105
Email: dmullendore@washco-md.net



Dear Citizens,

My first year in office as Sheriff has been fulfilling as well as enlightening for me. I am still very impressed with the employees of the Washington County Sheriff's Office. The citizens can be assured that the deputies and civilian staff serve with a strong work ethic and the utmost professionalism and dedication.

The recruiting and retention of personnel, both in law enforcement and corrections, has been a challenge and remains a priority. Despite these difficulties, the Sheriff's Office is making progress in attracting, hiring, and training quality detention and patrol deputies.

The national drug epidemic continues to be a significant problem and is at the root of much of the crime in Washington County. We have continued working with our Criminal Justice System partners to address this problem. The joint Narcotics Task Force with Hagerstown City Police Department is refining and refocusing its efforts to better combat the drug issues in our communities.

The Day Reporting Center (DRC) continues to serve as a major component of the Sheriff's Office and continues to increase the percentage of successful graduates from the program. It enables non-violent offenders to receive monitoring, training, and treatment in lieu of full-time incarceration.

The Detention Center houses an average of 375 incarcerated individuals at any given time. The staff works tirelessly to ensure the safety of our community, inmates, and the employees of our detention center.

The Public Safety Training Center is operating effectively, and we are using the classrooms and other state-of-the-art facilities for our Police Academy as well as in-service training for our law enforcement and corrections personnel.

The Washington County Sheriff's Office will continue doing everything within our power to preserve our way of life in Washington County.

Sincerely,

A handwritten signature in black ink, appearing to read "Sheriff Brian K. Albert".

Brian K. Albert

MISSION & VISION STATEMENTS

MISSION STATEMENT

It is the mission of the Washington County Sheriff's Office to provide professional, high quality and effective police, correctional and court security services in partnership with the community and other criminal justice agencies, while continuing to build and maintain these relationships.



VISION STATEMENT

The Washington County Sheriff's Office is committed to providing services that are fair, impartial and effective while holding employees to the highest standards of efficiency, morality and professionalism.

The Sheriff's Office is comprised of skilled dedicated professionals, striving to be proactive, rather than reactive where possible. We are responsible and accountable to each other as well as the public we serve. We believe in the concept of continuous improvement in all our endeavors, always striving to be the best we can be.

BUDGETARY SUMMARY

CENTRAL BOOKING

| | FY 2023 | FY 2024 |
|-------------------------|------------------------|------------------------|
| Salary Wages & Benefits | \$ 1,312,870.00 | \$ 1,463,990.00 |
| Operations | \$ 30,020.00 | \$ 30,730.00 |
| Capital Outlay | \$ 0.00 | \$ 0.00 |
| TOTAL | \$ 1,342,890.00 | \$ 1,494,720.00 |

DETENTION DIVISION

| | | |
|-------------------------|-------------------------|-------------------------|
| Salary Wages & Benefits | \$ 14,431,720.00 | \$ 16,648,720.00 |
| Operations | \$ 4,274,580.00 | \$ 4,761,270.00 |
| Capital Outlay | \$ 0.00 | \$ 23,568.13 |
| TOTAL | \$ 18,706,300.00 | \$ 21,433,558.13 |

DAY REPORTING CENTER (BUDGET)

| | | |
|-------------------------|----------------------|----------------------|
| Salary Wages & Benefits | \$ 246,200.00 | \$ 264,520.00 |
| Operations | \$ 246,080.00 | \$ 241,880.00 |
| Capital Outlay | \$ 0.00 | \$ 0.00 |
| TOTAL | \$ 492,280.00 | \$ 506,400.00 |

DAY REPORTING CENTER (GRANT)

| | | |
|-------------------------|---------------|----------------|
| Salary Wages & Benefits | \$.00 | \$ 0.00 |
| Operations | \$.00 | \$ 0.00 |
| Capital Outlay | \$ 0.00 | \$ 0.00 |
| TOTAL | \$.00 | \$ 0.00 |

BUDGETARY SUMMARY

JUDICIAL SERVICES DIVISION

| | FY 2023 | FY 2024 |
|-------------------------|------------------------|------------------------|
| Salary Wages & Benefits | \$ 3,338,990.00 | \$ 3,765,090.00 |
| Operations | \$ 157,830.00 | \$ 169,690.00 |
| Capital Outlay | \$ 0.00 | \$ 79,290.00 |
| TOTAL | \$ 3,496,820.00 | \$ 4,014,070.00 |

PATROL DIVISION

| | | |
|-------------------------|-------------------------|-------------------------|
| Salary Wages & Benefits | \$ 12,305,830.00 | \$ 13,739,040.00 |
| Operations | \$ 2,238,110.00 | \$ 2,286,490.00 |
| Capital Outlay | \$ 33,600.00 | \$ 86,660.00 |
| TOTAL | \$ 14,577,540.00 | \$ 16,112,190.00 |

PROCESS SERVERS (JUDICIAL)

| | | |
|-------------------------|----------------------|----------------------|
| Salary Wages & Benefits | \$ 133,580.00 | \$ 147,740.00 |
| Operations | \$ 4,300.00 | \$ 6,280.00 |
| Capital Outlay | \$ 0.00 | \$ 0.00 |
| TOTAL | \$ 137,880.00 | \$ 154,020.00 |

TOTAL SHERIFF'S OFFICE BUDGET

| | | |
|-------------------------|-------------------------|-------------------------|
| Salary Wages & Benefits | \$ 31,769,190.00 | \$ 36,029,100.00 |
| Operations | \$ 6,950,920.00 | \$ 7,496,340.00 |
| Capital Outlay | \$ 33,600.00 | \$ 189,518.13 |
| GRAND TOTAL | \$ 38,753,710.00 | \$ 43,714,958.13 |

PERSONNEL CHART

ADMINISTRATION

| | |
|--------------|----------|
| Sheriff | 1 |
| Colonel | 1 |
| Civilian | 1 |
| TOTAL | 3 |

CENTRAL BOOKING

| | |
|--------------------|-----------|
| Lieutenant | 1 |
| Sergeant | 0 |
| Corporal | 0 |
| Master Deputy | 8 |
| Deputy First Class | 0 |
| Deputy | 1 |
| TOTAL | 10 |

DETENTION DIVISION

| | |
|--------------------|------------|
| Major | 1 |
| Captain | 2 |
| Lieutenant | 5 |
| Sergeant | 12 |
| Master Deputy | 48 |
| Deputy First Class | 7 |
| Deputy | 24 |
| Civilian | 17 |
| Vacancies | 11 |
| TOTAL | 127 |

DAY REPORTING CENTER

| | |
|------------------------|----------|
| Day Reporting Director | 1 |
| Master Deputy | 1 |
| TOTAL | 2 |

JUDICIAL PROCESS SERVERS

| | |
|-----------------|----------|
| Process Servers | 1 |
| Civilians | 1 |
| Vacancy | 1 |
| TOTAL | 3 |

PERSONNEL CHART

JUDICIAL DIVISION

| | |
|---------------------------------------|-----------|
| Captain | 1 |
| Lieutenant | 1 |
| Sergeant | 1 |
| Master Deputy (sworn) | 10 |
| Master Deputy (non-sworn) | 3 |
| Deputy First Class (sworn) | 6 |
| Deputy First Class (non-sworn) | 0 |
| Deputy (part-time sworn) | 1 |
| Civilian (full-time) | 5 |
| Civilian Security (part-time) | 4 |
| Vacancy (full-time non-sworn deputy) | 1 |
| Vacancy (part-time sworn deputy) | 1 |
| Vacancy (part-time civilian security) | 0 |
| TOTAL | 34 |

PATROL DIVISION

| | |
|--------------------|------------|
| Major | 1 |
| Captain | 2 |
| Lieutenant | 6 |
| Sergeant | 16 |
| Corporal | 0 |
| Master Deputy | 37 |
| Deputy First Class | 5 |
| Deputy | 17 |
| Civilian | 16 |
| Vacancies | 6 |
| TOTAL | 106 |

PERSONNEL SUMMARY

| | |
|---|------------|
| Administration | 3 |
| Central Booking | 10 |
| Detention Division | 116 |
| Day Reporting Center | 2 |
| Process Servers | 2 |
| Judicial Division | 32 |
| Patrol Division | 100 |
| Department Vacancies | 20 |
| TOTAL SHERIFF'S OFFICE PERSONNEL | 285 |



WASHINGTON COUNTY SHERIFF'S OFFICE PATROL DIVISION



2023 PATROL DIVISION QUICK FACTS

| | 2022 | 2023 |
|---|-------------|-------------|
| Calls for Service | 72,656 | 84,303 |
| Traffic Citations Issued | 4,980 | 4,619 |
| Traffic Warnings Issued | 9,762 | 11,066 |
| Safety Equipment Repair Orders Issued | 207 | 234 |
| Driving While Under the Influence Arrests | 124 | 163 |
| Adult Arrests | 2,944 | 3,113 |
| Adult Alcohol Citations | 0 | 0 |
| Accident Reports/ARCS | 775 | 1,186 |
| Domestic Violence Homicide | 0 | 2 |
| Property Reported Stolen | \$2,773,859 | \$3,553,106 |
| Patrol Fleet Miles Driven | 1,402,020 | 1,448,403 |
| Juvenile Alcohol Citations | 0 | 0 |
| Juvenile Arrests | 119 | 130 |
| Domestic Violence Calls | 732 | 759 |

TRAINING & RECRUITMENT

2023 AT A GLANCE

- ◆ During 2023 there were sixty-five applicants for Deputy resulting in the hiring of three laterals and five placed in the Washington County Police Academy.
- ◆ During 2023 there were one hundred twelve applicants for civilian positions resulting in the hiring of one Police Information Specialist and two Senior Office Associates.
- ◆ During 2023 there were fifty-one applicants for three civilian part-time positions resulting in the hiring of two Sex Offender Registrar Assistants and one Background Investigator.
- ◆ During the year 2023 the Sheriff's Office participated in three job fairs, one in Allegany County, Maryland and two in Hagerstown, Maryland.

SPECIALIZED TRAINING

Many employees attended specialized training in topics such as:

- General Instructors & Field Training Officer Certification School
- Cell Phone Technology and Forensic Data Recovery
- Active Shooter Instructor Certification
- Anti-Terrorism Training
- Crash Reconstruction
- Crime Prevention
- Criminal Suspect Vehicle Surveillance Techniques
- Drug Interdiction
- Street Gang and Motorcycle Gang Awareness
- Interviews and Interrogations and Identifying Deceptive Behavior
- Hostage Negotiation
- Computer Crimes Certification & Cell Phone Data Recovery
- Law Enforcement Officers Bill of Rights
- School Violence and School Safety

IN-SERVICE TRAINING

Every police officer is mandated by the State of Maryland to successfully complete 18 hours of annual in-service training. Training topics included are:

- Tactical Medicine and Emergency First Aid
- Firearms Safety and Use of Force
- Defensive Tactics, Police Baton, O.C. Spray and Taser Certification
- Autism & Police Interaction
- Dealing with the Mentally ILL
- Handling Identity Theft
- Rape and Sexual Assault
- Child Exploitation
- Airport Security
- Agency All Hazard Plan
- Dealing with Sovereign Citizens

ENTRANCE LEVEL POLICE OFFICER

All newly hired Patrol Deputies must attend an entry-level police academy. Newly hired officers attend a Maryland Police and Correctional Training Certified Academy within Maryland.

FIELD TRAINING OFFICER

The Field Training Program requires a minimum of four months training. The recruit is assigned to work each day with a deputy that has received specialized training as a Field Training Officer (FTO). The FTO monitors, and mentors the recruit. A detailed progress and activity report is maintained and reviewed weekly by the patrol supervisor. Upon the recruit's successful completion of the FTO program, the Maryland Police Training Commission is notified in writing, and the recruit is then certified as a law enforcement officer.

FIREARMS QUALIFICATION

All Sheriff's Office Deputies are required to qualify annually with department issued handguns. A minimum of two hours of classroom instruction is mandated. The Deputy is then required to pass a live fire training course. The officer must qualify by scoring at least a 70% during both day light and reduced light firing. In addition to live fire each deputy is mandated to satisfactorily complete a firearms judgmental course. This training is provided by the Apex Officer Pro Training Simulator. The Training Simulator was designed to increase officer knowledge and skills in a challenging virtual environment that is highly interactive and engaging. The simulator provides law enforcement cognitive training, placing deputies in constantly changing real-world environments where mistakes will not be met with serious injury or death but with constructive criticism. Each officer is also required to qualify with a department issued shotgun and rifle.

NARCOTICS TASK FORCE (NTF)

2023 AT A GLANCE

- ◆ Heroin/fentanyl continues to be the drugs most investigated by the Narcotics Task Force.
- ◆ Narcotics Task Force opened 207 investigations in 2023 which led to the arrests of 80 persons. The majority of the arrests involved distribution of Heroin (2), Fentanyl (40), Crack Cocaine (8), Powder Cocaine (6), and Marijuana (0). Meth or Guns accounted for the other (24) arrests.
- ◆ Narcotics Task Force responded to 405 heroin overdoses; of which 47 were fatal.
- ◆ Narcotics Task Force executed a total of 50 search and seizure warrants.
- ◆ Narcotics Task Force seized 40 firearms of various makes and models.
- ◆ Narcotics Task Force seized over \$100,000 in cash and assets.

GANG INVESTIGATION UNIT

2023 AT A GLANCE

- ◆ The Gang Unit identified and validated approximately 4 total gang members and associates.
- ◆ Gang Unit provided 30 documented assists to State, Federal and local entities regarding gang information.
- ◆ 281 known gang members or associates were arrested for various crimes throughout Washington County in 2023.
- ◆ Gang Unit assisted Narcotics Task Force with numerous drug arrests where the targets were gang members or associates. The Gang Unit also assisted in and/ or investigated numerous Heroin related overdoses.

K-9 Unit

The Washington County Sheriff's Office K-9 unit consists of four (4) WCSO deputies and their assigned K-9 partners, consisting of two (2) cross-trained German Shepard patrol/detection K-9's and one (1) German Shorthair Pointer and one (1) Yellow Lab both trained in narcotics detection and tracking/trailing of persons. The yellow lab replaced one of the previous cross trained German Shepherds and became operational in November 2023. In 2023 the WCSO deployed their K-9's eighty seven times for various calls for service supporting WCSO and surrounding agencies. All WCSO K-9's and their partners certify annually with a nationally recognized certifying entity (NAPWDA).

TRAFFIC / CRIMINAL INTERDICTION UNIT

TRAFFIC/CRIMINAL INTERDICTION UNIT

The Washington County Sheriffs Office Traffic / Criminal Interdiction Unit (TCIU) is comprised of two Sheriffs' Office deputies. Their duties and responsibilities include: to address on-going traffic safety problems identified through crash data analysis and complaints received from the citizens of Washington County through the use of selective enforcement activities, saturation patrols, and high visibility traffic enforcement.

Another duty is to utilize a problem oriented policing approach and address criminal activity through the use of proactive enforcement, criminal interdiction, and covert surveillance techniques in known locations in Washington County, Maryland. Lastly, to enforce Federal Motor Carrier Safety Administration (FMCSA) regulations by conducting commercial motor vehicle safety inspections in Washington County, Maryland.

COMMUNITY DEPUTY PROGRAM

The town of Williamsport has contracted the services of one Community Deputy, who acts as the town's police force and is supported by the Patrol Division during hours when the Community Deputy is not working. Deputy First Class Christian Koontz has been serving the town's people since August 2023. Dfc. Koontz has developed a great working relationship with the Town of Williamsport Officials; which results in positive community relations with the town's people, businesses, and visitors of the many historic sites. Dfc. Koontz actively participates in community events; such as National Night Out, The Williamsport Secret Santa, Christmas Parade Planning Committee, Canal Days, Trick or Treat Patrol, July 4th in Byron Park, and The Polar Bear Plunge, to name a few.

Since October 2018 four municipalities contracted with the Washington County Sheriff's Office for Police Protection Services for their citizens. The communities of Williamsport uses a deputy for 16 hours, Sharpsburg uses a deputy for 8 hours, Keedysville uses a deputy for 8 hours and Clear Spring uses a deputy for 8 hours. Dfc. Dakota Watkins routinely patrols these areas; while responding to any calls for service. Dfc. Watkins serves as the towns police force and is supported by the Patrol Division during hours when he is not working.

SCHOOL RESOURCE DEPUTY PROGRAM

The Washington County Sheriff's Office and the Washington County Board of Education have partnered together to provide School Resource Deputies to schools in Washington County. School Resource Deputies are assigned to Clear Spring/Hancock, Williamsport, Boonsboro and Smithsburg High Schools and provide coverage for the local Middle Schools and feeder elementary schools as well.

The School Resource Deputies provide security at their assigned schools, provide services to school staff dealing with disciplinary issues, criminal matters and counseling troubled students.

SPECIAL RESPONSE TEAM (SRT)

2023 AT A GLANCE

- ◆ The Special Response Team was utilized 36 times during 2023:
- ◆ 21 Narcotics Search & Seizure Warrants
- ◆ 12 Search & Seizure Warrants
- ◆ 1 Woodland Search for a Murder Suspect
- ◆ 2 Dignitary Protection Details

The **Washington County Special Response Team** is comprised of members of the Hagerstown Police Department and the Washington County Sheriff's Office. Each member of the team is selected by undergoing rigorous physical fitness; marksmanship and tactical training as well as mandatory attendance of a grueling three week long SWAT school sponsored by the Howard County Police Department/Tactical Section.

Special Response Team Specialized Training:

- 1st Aid Classroom/ Practical training
- Active shooter
- Barricade subject training with Negotiators
- Clearance Concepts/Threat Hierarchy
- Explosive Breaching
- Hazmat Training/ SCBA's
- Hostage Rescue
- K9 Training/ building entries
- Range/ Shooting scenario
- SWAT Olympics at range
- SWAT, Special Weapons and Tactics
- Team movements at airport on airplane
- Team movements/ building searches
- Vehicle take downs/ bus assaults
- FTX Training Exercise

HIGH RISK/BARRICADES

- 02/02/2023 Narcotics Search and Seizure Warrant
- 02/09/2023 Narcotics Search and Seizure Warrant
- 02/24/2023 Narcotics Search and Seizure Warrant
- 03/23/2023 Narcotics Search and Seizure Warrant
- 03/24/2023 Narcotics Search and Seizure Warrant
- 03/28/2023 Warrant for Assault Offenses
- 04/06/2023 Narcotics Search and Seizure Warrant
- 04/11/2023 Warrant for Homicide Offenses
- 04/14/2023 Two Narcotics Search and Seizure Warrants
- 04/17/2023 Narcotics Search and Seizure Warrant
- 04/21/2023 Narcotics Search and Seizure Warrant
- 05/07/2023 Warrant for Assault Offenses
- 05/12/2023 Warrant for Homicide Offenses
- 05/24/2023 Warrant for Assault Offenses
- 06/12/2023 Warrant for Burglary/Breaking & Entering
- 06/19/2023 Narcotics Search and Seizure Warrant
- 06/29/2023 Warrant for Assault Offenses
- 07/19/2023 Narcotics Search and Seizure Warrant
- 07/21/2023 Narcotics Search and Seizure Warrant
- 08/02/2023 Narcotics Search and Seizure Warrant
- 08/02/2023 Warrant for Homicide Offense
- 08/04/2023 Warrant for Assault Offenses
- 08/15/2023 Warrant for Robbery
- 09/28/2023 Two Narcotics Search and Seizure Warrants
- 10/18/2023 Narcotics Search and Seizure Warrant
- 10/20/2023 Narcotics Search and Seizure Warrant
- 11/07/2023 Two Warrants for Robbery
- 12/05/2023 Narcotics Search and Seizure Warrant
- 12/21/2023 Narcotics Search and Seizure Warrant
- 12/29/2023 Narcotics Search and Seizure Warrant

SEX OFFENDER REGISTRATION UNIT

2023 AT A GLANCE

- ◆ On December 31, 2023, there were 169 Tier III offenders, 51 Tier II offenders and 54 Tier I offenders registered in Washington County
- ◆ All are male with the exception of 5 females.
- ◆ All reside in Washington County with the exception of 18 who reside out of state, but are employed in Washington County.
- ◆ In 2023, initial registrations were completed for 25 Tier III offenders, 10 Tier II offenders, 12 Tier I offenders, and no sexually violent predators.
- ◆ 8 persons were charged with various violations of the registry laws. Violations involved offenders failing to notify registry within 3 days of an address change, failure to register weekly as a homeless offender, enter onto Real Property of a Registered Child Care Institution, failure to register as a sex offender as required and failure to register upon release from incarceration.
- ◆ The residence of each sex offender is verified once every 8 weeks. Approximately 1,052 address verifications were conducted in 2023.
- ◆ The Sheriff's Office processed 1,445 registration appointments in 2023.

SEX OFFENDER REGISTRATION

Tier I Sex Offender must register every six months for fifteen years. Some offenses are 4th Degree Sex Offense and Possession of Child Pornography.

Tier II Sex Offender must register every six months for twenty-five years. Some offenses are Distribution of Child Pornography, Sexual Solicitation of a Minor, 3rd Degree Sex Offense - Sexual Act (offender is at least four years older than victim) or Vaginal Intercourse (offender is at least twenty-one years old) which is a Statutory Offense where victim was a fourteen or fifteen year old.

Tier III Sex Offender is the most serious classification and must register every three months for life. Some offenses are Child Kidnapping, Rape 1st, 2nd, and 3rd Degree, 1st, 2nd, and 3rd Degree Sex Offenses, Sexual Abuse of a Minor, all Attempted Rapes and Sex Offenses.

Sexually Violent Predator registers every three months for life. This offender is convicted of a sexually violent offense and has been determined to be at risk of committing another sexually violent offense.

Homeless Offenders with no fixed address must report and register weekly.

CRIMINAL INVESTIGATION UNIT

2023 AT A GLANCE

- ◆ 300 cases investigated by the Criminal Investigation Unit in 2023.
- ◆ 339 firearms seized during 2023 from the service of Protective Violence Orders.
- ◆ 101 firearms seized during 2023 from Emergency Risk Protective Orders.
- ◆ 362 firearms were returned after the protective violence orders expired in 2023.

Computer Voice Stress Analyzer

Two Detectives of the Criminal Investigations Unit have been specially trained in the use of a truth verification device; better known as a Computer Voice Stress Analyzer or C.V.S.A. The C.V.S.A. is an instrument or computer which records a person's voice and analyzes changes in voice pattern that have been scientifically proven to indicate deception.

During the calendar year 2023, fifty-six (56) C.V.S.A. tests were administered by our highly trained operators. Those examinations include background exams for smaller allied agencies within Washington County, in accordance to agreements made between WCSO and the allied agencies. There were eight (8) examinations conducted as part of criminal investigations, in 2023, as well.

Digital Investigative Forensic Unit

Detectives in the unit receive specialized training in the forensic examination of cellular telephones seized during criminal investigations. Specialized equipment has been purchased through various grants to assist in retrieving this information. Detectives were able to gather invaluable information through these examinations that assisted in countless arrests and convictions of a multitude of different investigations. Their expertise and specialized equipment were also utilized by various outside police agencies as well. A total of thirty-seven (37) forensic cellular telephone examinations and seventy-seven (77) search and seizure warrants were performed during 2023; resulting in thirteen (13) arrests.

CONTROLLED DANGEROUS SUBSTANCE (CDS)

| | |
|-----------------------------|-----|
| CDS Destroyed | 320 |
| CDS Received | 112 |
| Training Use | 0 |
| Total CDS in WCSO Inventory | 164 |

STATISTICAL ARREST INFORMATION

| | ARRESTS | SEARCH & SEIZURE WARRANTS |
|-----|---------|------------------------------|
| CIU | 39 | 40 |

CRIMINAL INVESTIGATION UNIT

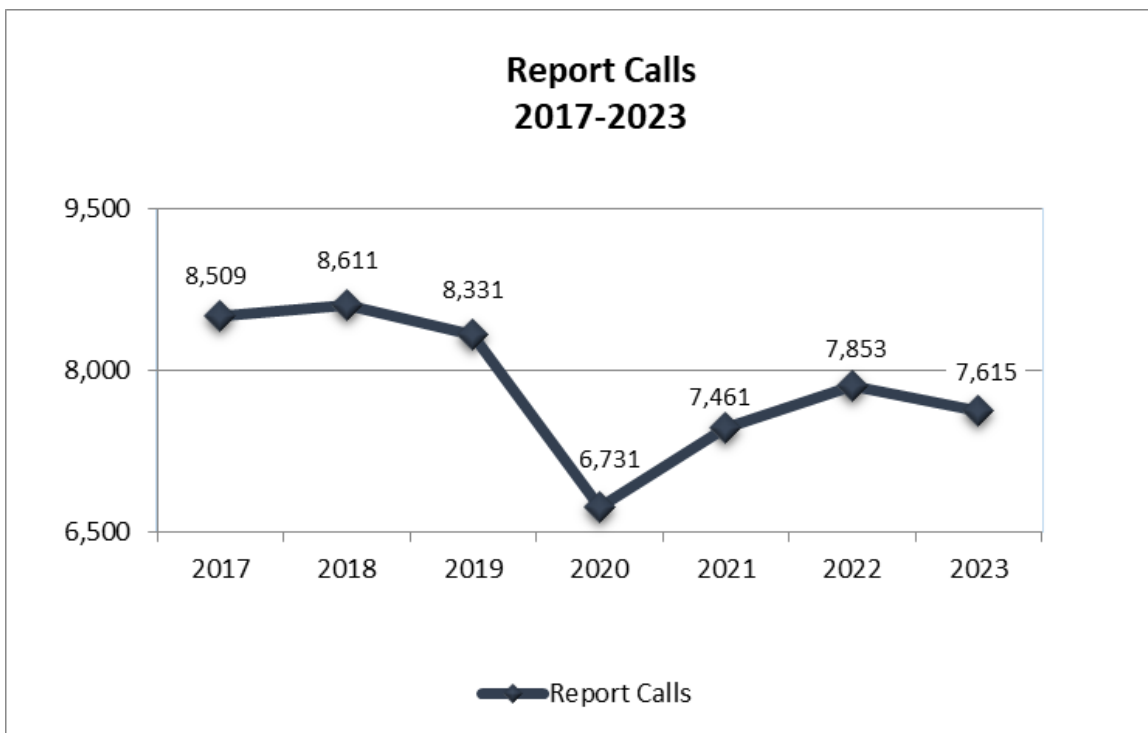
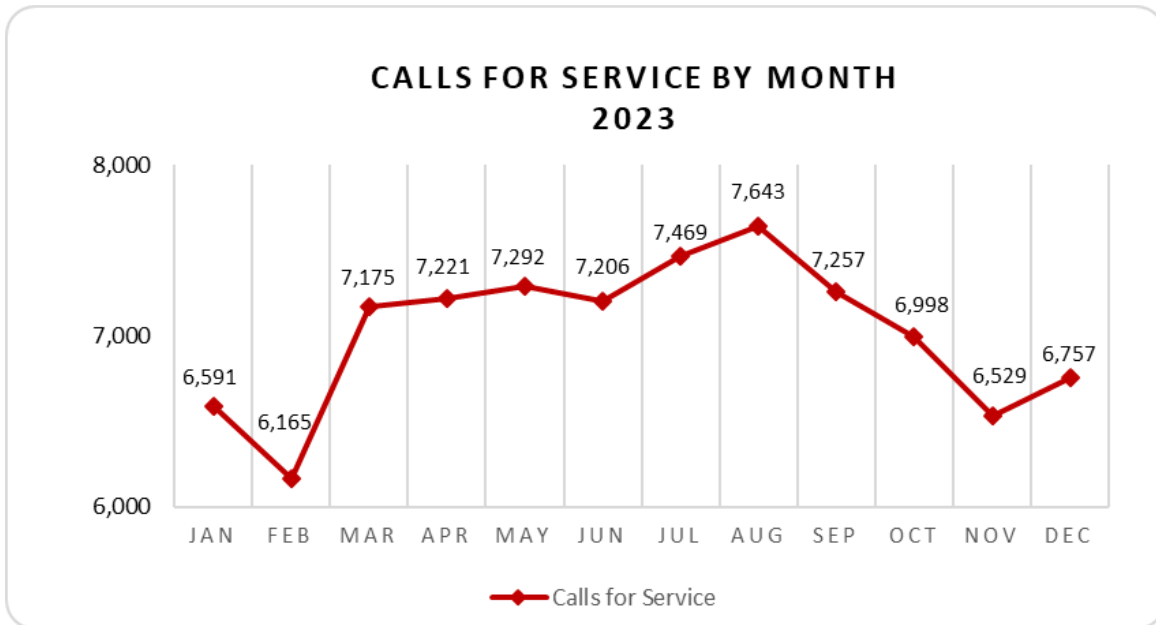
FIREARMS

| | | |
|--|--------------|------------|
| Firearms Received (excluding Protective Orders) | Hand Guns | 53 |
| | Long Guns | 30 |
| | Other | 0 |
| | Total | 83 |
| Firearms Released | Hand Guns | 31 |
| | Long Guns | 30 |
| | Other | 3 |
| | Total | 64 |
| Firearms Destroyed | | 3 |
| Firearms Sold | Long Guns | 16 |
| | Other | 8 |
| | Total | 24 |
| Firearms in WCSO Inventory | Hand Guns | 315 |
| | Long Guns | 86 |
| | Other | 0 |
| | Total | 401 |

PROPERTY ROOM AND FIREARMS DISPOSAL

| | |
|--|--------------|
| New Property/Evidence added in 2023 | 1,854 |
| Property/Evidence destroyed | 2,773 |
| Property/Evidence released | 491 |
| Total Property/Evidence in WCSO Inventory | 6,042 |

POLICE COMMUNICATIONS AND CALLS STATISTICS



POLICE COMMUNICATIONS

CALLS FOR SERVICE BY COMMUNITY

| | 2019 | 2020 | 2021 | 2022 | 2023 |
|---------------------|---------------|---------------|---------------|---------------|---------------|
| Boonsboro | 697 | 559 | 528 | 607 | 847 |
| Clear Spring | 586 | 623 | 557 | 597 | 748 |
| Funkstown | 1,085 | 834 | 751 | 705 | 1,517 |
| Hagerstown | 9,674 | 8,451 | 9,501 | 9,927 | 10,301 |
| Hancock | 955 | 677 | 610 | 693 | 605 |
| Keedysville | 386 | 568 | 418 | 359 | 602 |
| Maugansville | 1,746 | 1,364 | 1,101 | 1,157 | 1,831 |
| Sharpsburg | 549 | 529 | 698 | 975 | 1,283 |
| Smithsburg | 618 | 473 | 435 | 605 | 595 |
| Williamsport | 3,716 | 3,363 | 3,354 | 3,701 | 5,083 |
| Hagerstown Airport | 946 | 1,180 | 1,185 | 999 | 1,227 |
| Valley Mall | 3,555 | 2,717 | 2,958 | 2,219 | 3,288 |
| Prime Outlets | 353 | 958 | 2,504 | 1,878 | 1,872 |
| Remainder of County | 44,369 | 44,219 | 45,055 | 48,234 | 54,504 |
| TOTAL CALLS | 69,235 | 66,515 | 69,655 | 72,656 | 84,303 |

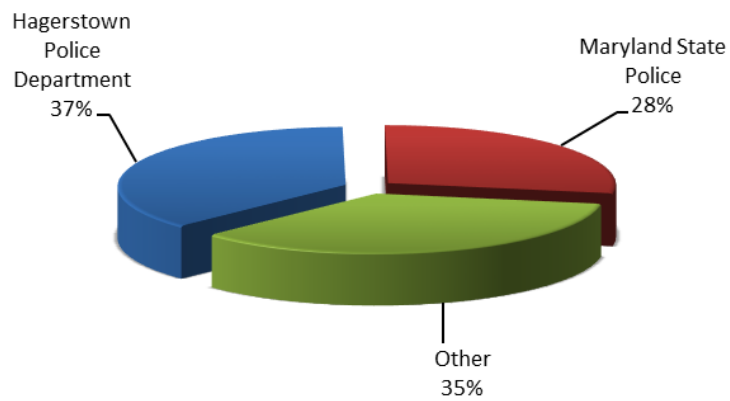
**Calls for Service
2017-2023**



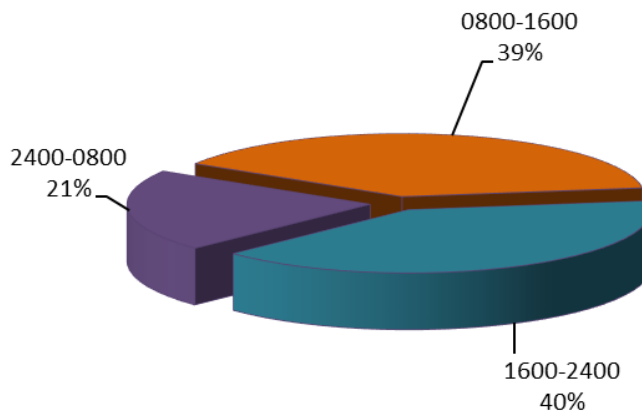
POLICE COMMUNICATIONS

The Sheriff's Office rendered assistance to other Police Agencies 1,586 times in 2023

Assist Other Police Department



Assistance by Shift



POLICE COMMUNICATIONS

| Call Situation | 2022 | 2023 | Call Situation | 2022 | 2023 |
|--------------------------------------|-------------|-------------|-----------------------------------|-------------|-------------|
| 911 Hang-Up | 5,205 | 9,679 | Carjacking in Progress | 0 | 0 |
| ATL-Attempt to Locate | 65 | 64 | Check Well Being | 1,505 | 1,558 |
| Abandoned Motor Vehicle | 51 | 58 | Child Abuse | 21 | 21 |
| Abuse to Elderly/Mentally Challenged | 50 | 74 | Child Neglect | 37 | 37 |
| Accident-Fatal | 2 | 4 | Child Pornography | 4 | 2 |
| Accident- PD Code 89 No Report | 1,048 | 999 | Child Sex Offender Address Check | 0 | 1 |
| Accident-Personal Injury | 241 | 388 | Civil Matter | 15 | 18 |
| Accident-Property Damage | 566 | 794 | Community Policing | 289 | 314 |
| Administrative Assignment | 1,406 | 1,786 | Composite/Facial Recognition | 0 | 0 |
| Alarm | 2,094 | 1,857 | Contractual Overtime | 1,579 | 1,642 |
| Alcohol Violations | 3 | 3 | Counterfeiting | 7 | 9 |
| Animal Bite | 105 | 122 | Court | 1,131 | 1,468 |
| Animal Complaint (Other than Bite) | 342 | 425 | Credit Card Offenses | 1 | 2 |
| Arson Reported | 1 | 0 | Crime Prevention/Public Relations | 17 | 29 |
| Arson in Progress | 0 | 0 | Crime Scene Processing | 0 | 0 |
| Assault Reported | 257 | 228 | DRC Community Supervision | 0 | 0 |
| Assault in Progress | 71 | 62 | Death-Attended/Unattended | 178 | 162 |
| Assist EMS | 651 | 700 | Death Notification | 24 | 16 |
| Assist Fire Department | 66 | 58 | Digital Forensic Processing | 1 | 0 |
| Assist Non-Police Agency | 60 | 77 | Directed Enforcement | 10,119 | 9,563 |
| Assist Other Police Department | 1,731 | 1,586 | Disorderly Conduct/ Disturbance | 1,647 | 1,515 |
| Attempted Suicide Reported | 11 | 10 | Domestic - Assault | N/A | 33 |
| Attempted Suicide in Progress | 123 | 163 | Domestic - Verbal | N/A | 185 |
| Background Investigation (Applicant) | 42 | 56 | Domestic Reported | 180 | 96 |
| Bomb Threat | 6 | 2 | Domestic in Progress | 525 | 445 |
| Bombing/Explosive Incident | 0 | 0 | Driving While Intoxicated | 130 | 163 |
| Bribery | 1 | 0 | Drowning | 0 | 0 |
| Burglary Reported | 143 | 130 | ECHO Call | 256 | 254 |
| Burglary in Progress | 52 | 55 | Embezzlement Reported | 0 | 1 |
| CDS/Drug Violations | 273 | 260 | Emergency Commitment | 415 | 372 |
| Call Referred or Handled by Other PD | 481 | 511 | Escape | 5 | 4 |
| Carjacking Reported | 0 | 0 | Escort | 2 | 0 |

POLICE COMMUNICATIONS

| Call Situation | 2022 | 2023 | Call Situation | 2022 | 2023 |
|------------------------------------|-------------|-------------|---|-------------|-------------|
| Eviction | 648 | 795 | Juvenile Offenses-Truant/Out of Control | 179 | 206 |
| False Report of Crime | 1 | 0 | Kidnapping/Abduction Reported | 0 | 2 |
| Fingerprinting | 10 | 43 | Kidnapping/Abduction in Progress | 0 | 0 |
| Firearms Record Check | 0 | 0 | Littering | 16 | 23 |
| Firearms/Weapons-Surrender | 40 | 52 | Locked out of or in Vehicle or Building | 11 | 7 |
| Fireworks Complaint | 106 | 97 | Loitering | 6 | 6 |
| Flee/Elude Police Pursuit | 10 | 6 | Lost/Found Property (Not Stolen) | 96 | 123 |
| Follow-up Part 1 | 620 | 936 | Lost/Found Property Reported | 98 | 122 |
| Follow-up Part 11 | 1,538 | 1,650 | Lost or Found Person not Reported Missing | 36 | 39 |
| Follow-up Part 111 | 379 | 502 | Malicious Destruction to Property Reported | 235 | 242 |
| Forgery | 2 | 1 | Malicious Destruction to Property in Progress | 22 | 22 |
| Fraud/Bad Check Reported | 388 | 371 | Mental Disturbance | 176 | 204 |
| Fraud/Bad Check in Progress | 12 | 8 | Miscellaneous | 8 | 15 |
| Gambling Violations | 0 | 0 | Miscellaneous Court Paper Attempted | 27 | 38 |
| Gang Awareness Presentation | 0 | 1 | Miscellaneous Court Paper Service | 19 | 17 |
| Gang Graffiti | 1 | 0 | Missing Person | 231 | 194 |
| Grant-School Bus | 5 | 7 | Natural Disaster | 0 | 0 |
| Harassment | 386 | 386 | Noise Complaint | 287 | 301 |
| Homicide | 1 | 4 | Notifications | 2 | 1 |
| Homicide-Reported | 0 | 0 | Obstructing/Hindering Police Officer | 2 | 1 |
| Impersonating a Police Officer | 1 | 0 | Off Road Vehicle on Roadway | 13 | 8 |
| Indecent Exposure/Indecency | 0 | 19 | Parking Complaint/Offense | 275 | 310 |
| Industrial/Agricultural Accident | 1 | 0 | Patrol/Sector Check Made | 4,427 | 8,166 |
| Injured/Sick Person | 11 | 21 | Patrol/Sector Check Requested | 91 | 116 |
| Interim ERPPO Attempt | 2 | 2 | Police Information | 995 | 970 |
| Interim ERPPO Service | 9 | 3 | Polygraph/CVSA Examination | 0 | 9 |
| Interim Peace Order Attempted | 37 | 64 | Pornography | 6 | 5 |
| Interim Peace Order Service | 63 | 79 | Prisoner Transport | 37 | 44 |
| Interim Protective Order Attempted | 200 | 228 | Prostitution | 0 | 5 |
| Interim Protective Order Service | 256 | 307 | Prowler | 0 | 0 |
| Intoxicated Person | 12 | 9 | Public Nuisance | 22 | 25 |
| Intoximeter Test | 95 | 119 | Rape/Sex Offense Reported | 56 | 49 |

POLICE COMMUNICATIONS

| Call Situation | 2022 | 2023 | Call Situation | 2022 | 2023 |
|---|-------|-------|--|-------|-------|
| Rape/Sex Offense in Progress | 1 | 2 | Theft from Motor Vehicle in Progress | 4 | 5 |
| Recovery of Stolen Vehicle | 26 | 50 | Theft Reported | 616 | 660 |
| Removed Abandoned Motor Vehicle | 1 | 0 | Theft from Motor Vehicle Reported | 307 | 279 |
| Repossession of Vehicle | 266 | 350 | Theft in Progress | 207 | 238 |
| Riot/Crowd Control | 0 | 0 | Tobacco Violations | 8 | 6 |
| Robbery Reported | 9 | 12 | Towed Motor Vehicle | 422 | 357 |
| Robbery in Progress | 5 | 4 | Tracker Alert | 2 | 3 |
| SRT/Hostage Negotiator Callout | 18 | 55 | Traffic Complaint/Arrest | 1,288 | 1,292 |
| School Checks | 200 | 214 | Traffic Direction | 6 | 15 |
| Search Warrant or Consent Search of Vehicle or Building | 57 | 67 | Traffic Enforcement Performed | 198 | 244 |
| Service to Advise | 1,781 | 2,305 | Traffic Enforcement Requested | 10 | 16 |
| Service to Standby | 219 | 311 | Traffic Hazard | 358 | 263 |
| Sex Offender Registration | 0 | 0 | Traffic Signs/Signals-Damaged/Malfunctioning | 93 | 119 |
| Sobriety Check Point | 0 | 0 | Traffic Stop | 7,277 | 8,003 |
| Special Assignment | 257 | 190 | Training | 533 | 560 |
| Stolen Property-Possess/Buy/Receive/Recover | 2 | 6 | Trespassing | 188 | 220 |
| Suicide Reported | 3 | 6 | Unauthorized Use of Motor Vehicle | 48 | 64 |
| Summons Attempted | 1,418 | 1,517 | Undesirable | 328 | 413 |
| Summons Service | 1,174 | 1,118 | Unsecured Door or Window | 37 | 19 |
| Suspicious Person/Subject Stop | 854 | 934 | Urination in Public | 2 | 2 |
| Suspicious Vehicle | 683 | 763 | Vandalism (No Damaged) | 50 | 46 |
| Suspicious, Other | 281 | 342 | Vehicle-Disabled/Assistance | 351 | 461 |
| Tampering with Motor Vehicle | 15 | 16 | Vehicle Theft Reported | 89 | 126 |
| Telephone Misuse | 2 | 1 | Vehicle Theft in Progress | 0 | 11 |
| Temporary ERPPO Attempt | 3 | 3 | Violation-Sex Offender Registration | 3 | 3 |
| Temporary ERPPO Service | 5 | 2 | Violation of Protective Order or Peace Order-In Progress | 45 | 64 |
| Temporary Peace Order Attempted | 211 | 267 | Violation of Protective Order or Peace Order-Reported | 25 | 36 |
| Temporary Peace Order Service | 248 | 239 | Warrant Attempted | 1,964 | 1,931 |
| Temporary Protective Order Attempted | 455 | 386 | Warrant Service | 1,909 | 2,005 |
| Temporary Protective Order Service | 495 | 452 | Weapons-Discharged/ Shots Fired | 82 | 76 |
| | | | Weapons Violations | 30 | 31 |

DOMESTIC VIOLENCE UNIT

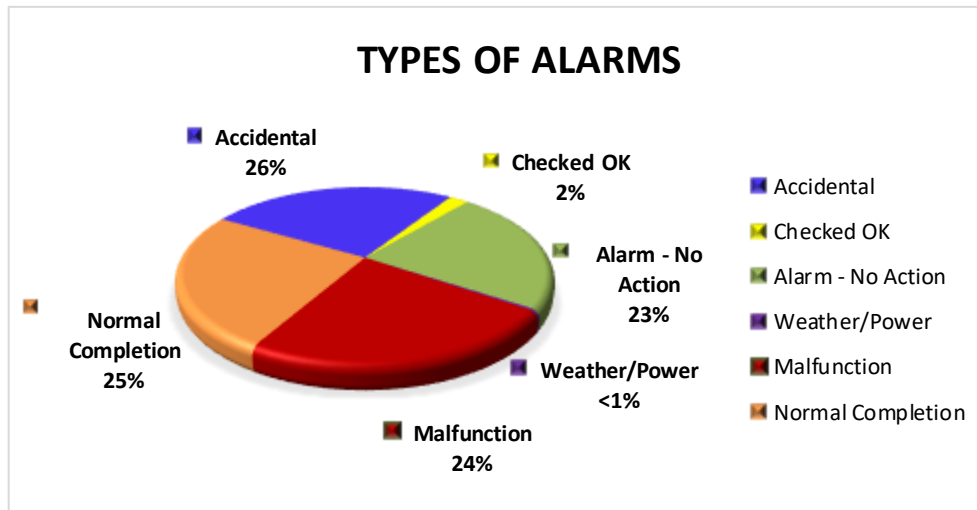
The Washington County Sheriff's Office, Hagerstown Police Department, State's Attorney's Victim/Witness Coordinator Unit and Court Appointed Special Advocates, (CASA) have been conducting multi-disciplinary meetings every month. These agencies meet in order to coordinate efforts to enhance services for domestic violence victims, families, witnesses and suspects. During 2023, three hundred fifty-eight Domestic Violence Reports were submitted by deputies.

| | JAN | FEB | MAR | APR | MAY | JUN | JULY | AUG | SEP | OCT | NOV | DEC | TOTALS |
|---|-----|-----|-----|-----|-----|-----|------|-----|-----|-----|-----|-----|------------|
| Lethality screens administered | 23 | 23 | 23 | 16 | 19 | 15 | 12 | 18 | 19 | 18 | 14 | 14 | 214 |
| Number of positive screens | 14 | 11 | 15 | 7 | 12 | 9 | 7 | 10 | 15 | 13 | 9 | 7 | 104 |
| Number of negative screens | 8 | 12 | 7 | 8 | 7 | 6 | 4 | 4 | 3 | 5 | 7 | 5 | 76 |
| Number of screens where victims refused | 1 | 0 | 1 | 1 | 0 | 0 | 1 | 4 | 1 | 0 | 2 | 2 | 13 |
| Number of victims who spoke to a counselor | 2 | 1 | 3 | 0 | 1 | 2 | 2 | 2 | 2 | 1 | 3 | 0 | 19 |
| Not Administered | 21 | 13 | 8 | 13 | 7 | 7 | 14 | 3 | 10 | 11 | 15 | 10 | 132 |

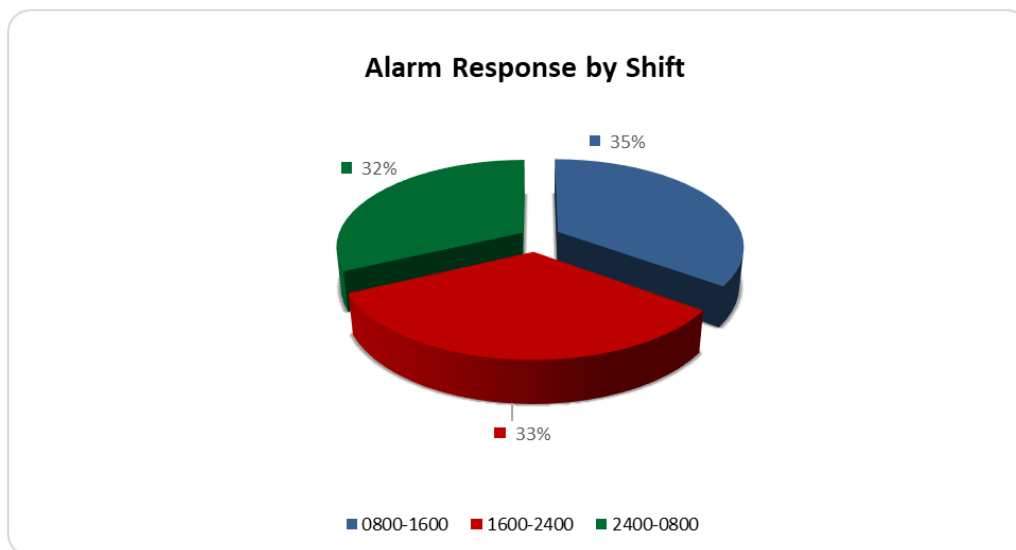
CRIME ANALYST

- The main purpose of the crime analyst position is to identify and forecast future crime patterns, series and trends.
- The Crime Analyst uses information from crime reports to prepare maps, crime bulletins, and tactical analysis on Part I Crime, (homicide, rape, robbery, aggravated assault, burglary, larceny, motor vehicle theft and arson).
- Analysis reports and recommendations are used by Command Staff and Patrol Division Supervisors to address crime trends.
- Acts as liaison with allied agency Crime Analysts and Criminal Investigators to share crime data and resources.

BURGLAR ALARM RESPONSE



Out of 1,857 burglar and robbery alarms received in 2023, **0.3%** of all alarm activations were caused by actual criminal activity. The alarms were caused by a malfunction, severe weather conditions, negligence on the part of the alarm owner, or by accidental activation.



UNIFORM CRIME REPORT (UCR)

UCR STOLEN PROPERTY

| | 2019 | 2020 | 2021 | 2022 | 2023 |
|---------------|---------------------|---------------------|---------------------|---------------------|---------------------|
| Currency | \$ 1,146,781 | \$ 1,470,421 | \$ 1,681,861 | \$ 2,065,746 | \$ 1,542,907 |
| Jewelry | \$ 58,009 | \$ 77,726 | \$ 0 | \$ 9,000 | \$ 0 |
| Clothing | \$ 42,067 | \$ 23,023 | \$ 0 | \$ 0 | \$ 0 |
| Stolen M/V | \$ 397,945 | \$ 791,130 | \$ 1,069,791 | \$ 699,113 | \$ 2,010,199 |
| Office Equip | \$ 2,350 | \$ 5,025 | \$ 0 | \$ 0 | \$ 0 |
| TV / Radio | \$ 57,152 | \$ 7,694 | \$ 0 | \$ 0 | \$ 0 |
| Firearms | \$ 9,491 | \$ 9,184 | \$ 0 | \$ 0 | \$ 0 |
| Household | \$ 13,757 | \$ 13,011 | \$ 0 | \$ 0 | \$ 0 |
| Consumables | \$ 3,358 | \$ 1,031 | \$ 0 | \$ 0 | \$ 0 |
| Livestock | \$ 0 | \$ 0 | \$ 0 | \$ 0 | \$ 0 |
| Misc. | \$ 71,035 | \$ 65,203 | \$ 0 | \$ 0 | \$ 0 |
| TOTALS | \$ 1,801,945 | \$ 2,463,448 | \$ 2,751,652 | \$ 2,773,859 | \$ 3,553,106 |

UCR STOLEN PROPERTY RECOVERED

| | 2019 | 2020 | 2021 | 2022 | 2023 |
|---------------|------------------|------------------|-------------------|-------------------|-------------------|
| Currency | \$ 21,658 | \$ 200 | \$ 0 | \$ 0 | \$ 0 |
| Jewelry | \$ 2,400 | \$ 0 | \$ 0 | \$ 0 | \$ 0 |
| Clothing | \$ 985 | \$ 0 | \$ 0 | \$ 0 | \$ 0 |
| Stolen M/V | \$ 61,300 | \$ 52,645 | \$ 228,678 | \$ 223,107 | \$ 666,711 |
| Office Equip | \$ 0 | \$ 0 | \$ 0 | \$ 0 | \$ 0 |
| TV / Radio | \$ 0 | \$ 1,600 | \$ 0 | \$ 0 | \$ 0 |
| Firearms | \$ 650 | \$ 0 | \$ 0 | \$ 0 | \$ 0 |
| Household | \$ 0 | \$ 0 | \$ 0 | \$ 0 | \$ 0 |
| Consumables | \$ 112 | \$ 0 | \$ 0 | \$ 0 | \$ 0 |
| Livestock | \$ 0 | \$ 0 | \$ 0 | \$ 0 | \$ 0 |
| Misc. | \$ 1,595 | \$ 0 | \$ 0 | \$ 0 | \$ 0 |
| TOTALS | \$ 88,700 | \$ 54,445 | \$ 228,678 | \$ 223,107 | \$ 666,711 |

UCR ARREST BY OFFENSE

| OFFENSE | 2019 | 2020 | 2021 | 2022 | 2023 |
|---------------------------------------|--------------|--------------|--------------|--------------|--------------|
| All Other Offenses | 1,609 | 953 | 1,374 | 1,566 | 1,797 |
| Arson | 9 | 2 | 6 | 13 | 71 |
| Breaking & Entering | 122 | 98 | 54 | 98 | 10 |
| Disorderly Conduct | 4 | 8 | 11 | 6 | 0 |
| Driving Under Influence | 92 | 88 | 77 | 55 | 80 |
| Embezzlement | 0 | 0 | 0 | 0 | 1 |
| Felonious Assault | 331 | 300 | 187 | 343 | 329 |
| Forcible Rape | 16 | 37 | 11 | 21 | 24 |
| Forgery & Counterfeiting | 4 | 4 | 1 | 1 | 1 |
| Fraud | 9 | 8 | 7 | 8 | 7 |
| Liquor Laws | 2 | 0 | 1 | 1 | 0 |
| Manslaughter by Negligence | 2 | 5 | 2 | 0 | 1 |
| Motor Vehicle Theft | 28 | 21 | 40 | 20 | 22 |
| Murder & Non Negligence Manslaughter | 4 | 12 | 9 | 30 | 12 |
| Offenses Against Family & Children | 93 | 68 | 81 | 49 | 73 |
| Other Assaults | 309 | 254 | 175 | 223 | 228 |
| Possession of Opium or Cocaine | 52 | 53 | 55 | 47 | 52 |
| Possession of Other Dangerous Drugs | 52 | 30 | 65 | 40 | 44 |
| Possession of Marijuana | 20 | 13 | 18 | 20 | 7 |
| Possession of Synthetic Drugs | 7 | 12 | 28 | 31 | 29 |
| Prostitution / Commercialized Vice | 4 | 8 | 7 | 0 | 2 |
| Robbery | 84 | 37 | 23 | 56 | 37 |
| Run Away | 0 | 0 | 0 | 0 | 0 |
| Sale / Manufacture of Drugs | 106 | 76 | 53 | 25 | 26 |
| Sale/ Manufacture of Marijuana | 21 | 18 | 6 | 13 | 3 |
| Sale / Manufacture of Synthetic Drugs | 26 | 20 | 14 | 24 | 34 |
| Sex Offenses | 25 | 16 | 15 | 31 | 14 |
| Stolen Property | 0 | 0 | 0 | 0 | 1 |
| Theft | 427 | 243 | 153 | 219 | 207 |
| Vandalism | 70 | 61 | 42 | 44 | 53 |
| Weapons— Carrying / Possession | 80 | 81 | 52 | 39 | 43 |
| TOTAL ARRESTS | 3,608 | 2,526 | 2,567 | 3,023 | 3,208 |

UNIFORM CRIME REPORT (UCR)

The Uniform Crime Index Report shows the Crime Rate for Part I Offenses versus the resident population for Washington County. Part I Offenses are classified as the following: Murder, Rape, Robbery, Aggravated Assault, Breaking or Entering, Larceny Theft, Motor Vehicle Theft and Arson. In 2023, the Crime Rate for Washington County was 1,106 victims for every 100,000 population.

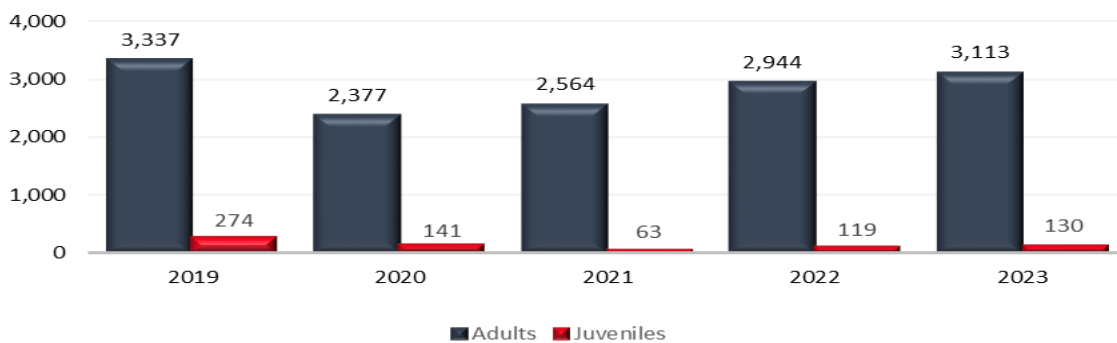
STATISTICAL UCR INFORMATION FOR WASHINGTON COUNTY

| | Murder | Rape | Robbery | Assault | Burglary | Theft | Vehicle Theft | Arson | Total Offenses |
|------|--------|------|---------|---------|----------|-------|---------------|-------|----------------|
| 2023 | 4 | 13 | 13 | 369 | 100 | 498 | 105 | 4 | 1,106 |
| 2022 | 16 | 12 | 30 | 390 | 113 | 529 | 45 | 7 | 1,142 |
| 2021 | 2 | 53 | 13 | 356 | 146 | 426 | 95 | 0 | 1,091 |
| 2020 | 8 | 23 | 12 | 556 | 131 | 650 | 33 | 2 | 1,415 |
| 2019 | 0 | 19 | 29 | 494 | 247 | 777 | 33 | 1 | 1,600 |

WASHINGTON COUNTY UNIFORM CRIME INDEX REPORT



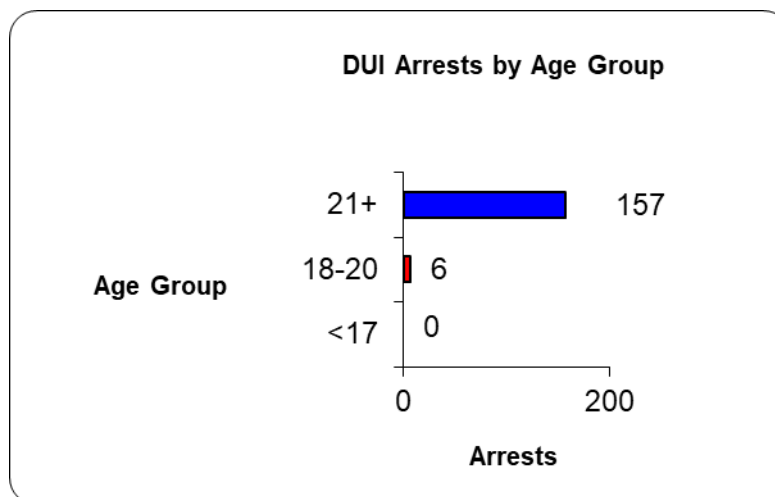
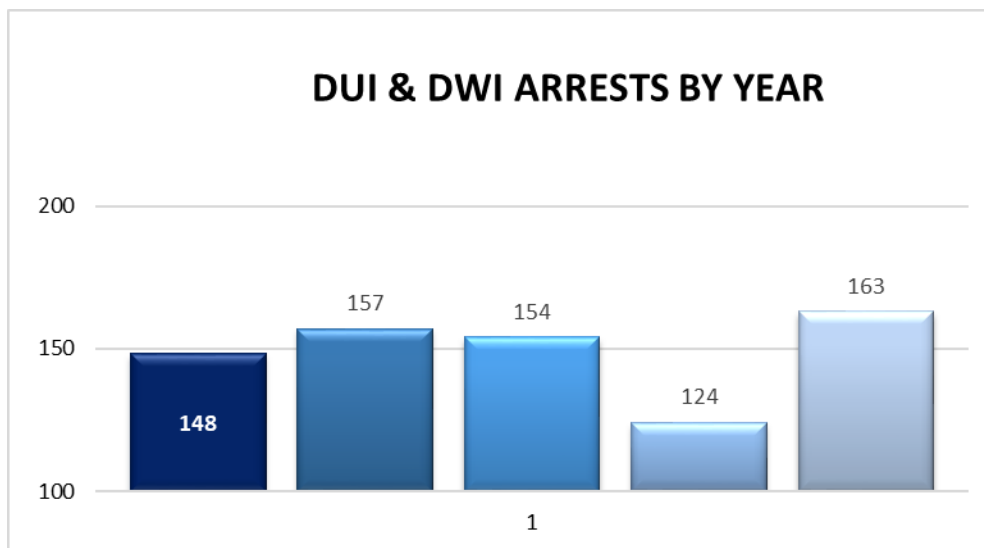
ARRESTS BY YEAR



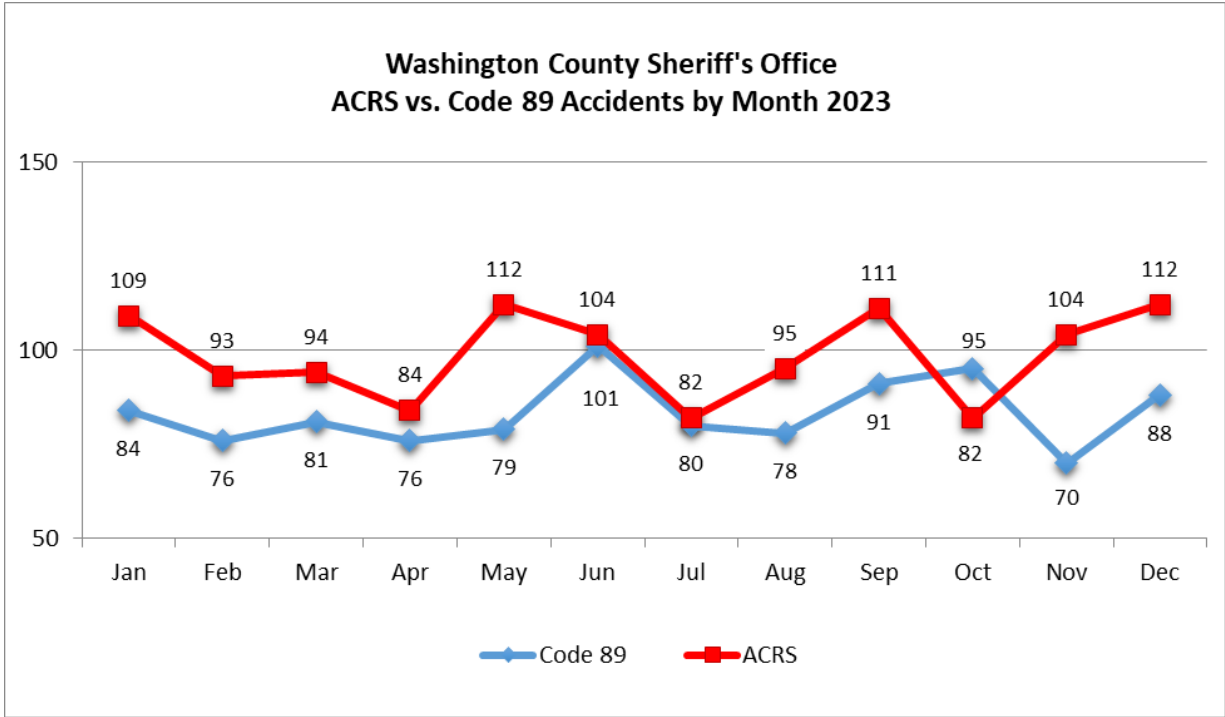
DUI/DWI ENFORCEMENT & ARRESTS

2023 AT A GLANCE

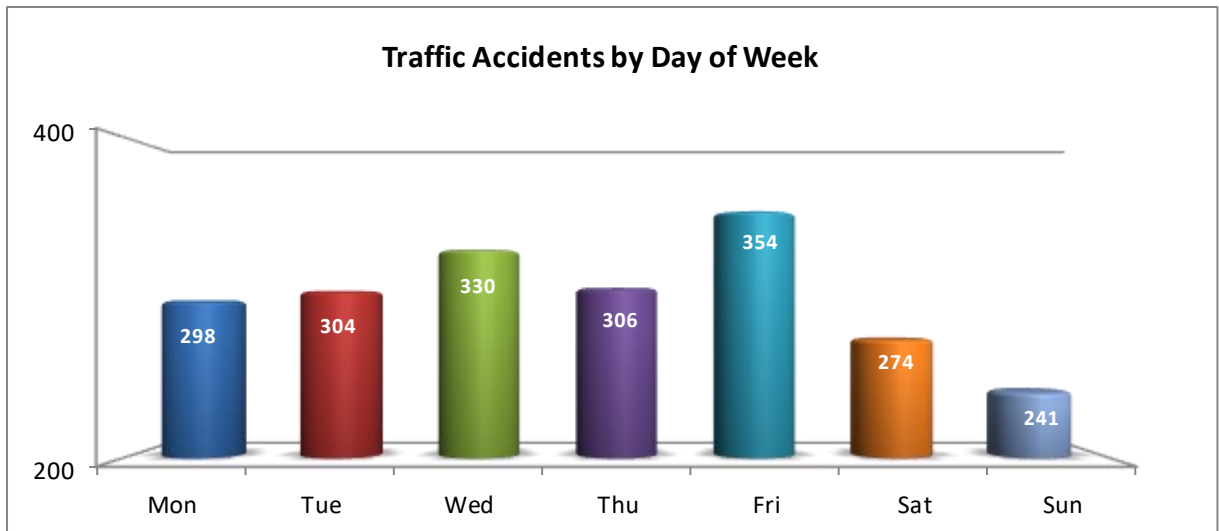
- ◆ A total of 163 Driving Under the Influence (DUI) arrests were made.
- ◆ 103 Breath Tests were administered
- ◆ 24 Refusals of the Breath Test
- ◆ 13 Blood Tests Administered as a result of Motor Vehicle Collisions or Drug Arrests
- ◆ 74 Maryland Driver's Licenses were confiscated
- ◆ 157 Arrests of people 21 years old or older
- ◆ 6 Arrests of people under the age of 21



ACCIDENT INFORMATION



* ACRS: Maryland Automated Accident Reporting System (Accident is assigned a case number with the Deputy completing a Detailed Accident Report)



ACCIDENT INFORMATION

TRAFFIC ACCIDENT DATA

| | 2019 | 2020 | 2021 | 2022 | 2023 | 5 Yr Avg. |
|--------------------------------|-------|-------|-------|-------|-------|-----------|
| Fatal Crashes | 3 | 4 | 1 | 2 | 4 | 2 |
| Injury Crashes | 239 | 194 | 221 | 244 | 388 | 257 |
| Property Damage Only | 1,758 | 1,536 | 1,722 | 1,563 | 1,793 | 1,674 |
| Total Crashes | 1,997 | 1,734 | 1,944 | 1,809 | 2,185 | 1,929 |
| Total Deaths of all Fatalities | 3 | 4 | 1 | 2 | 4 | 2 |

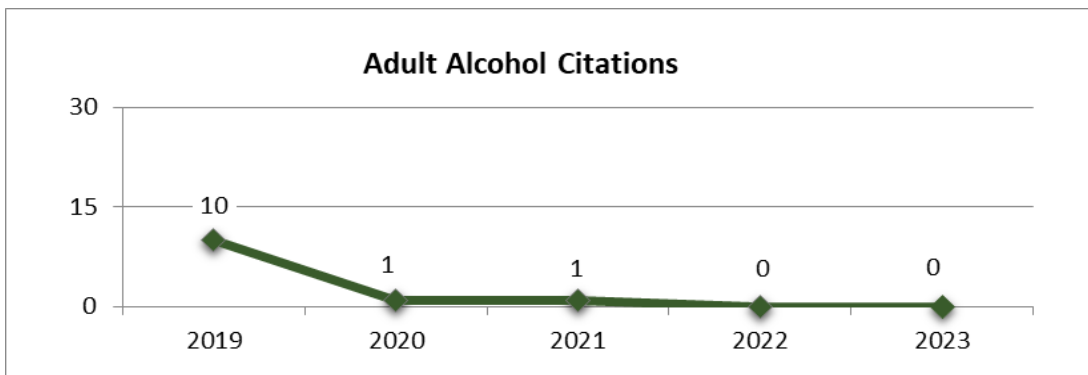
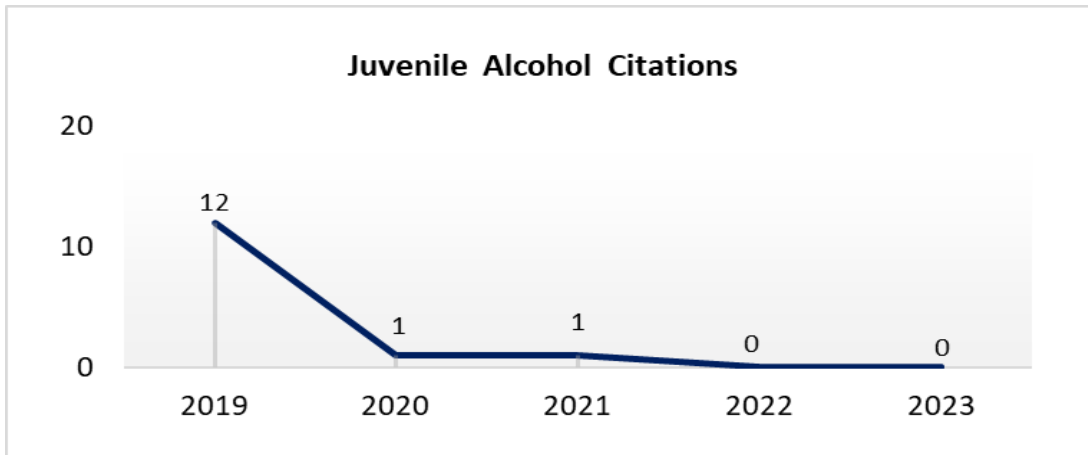
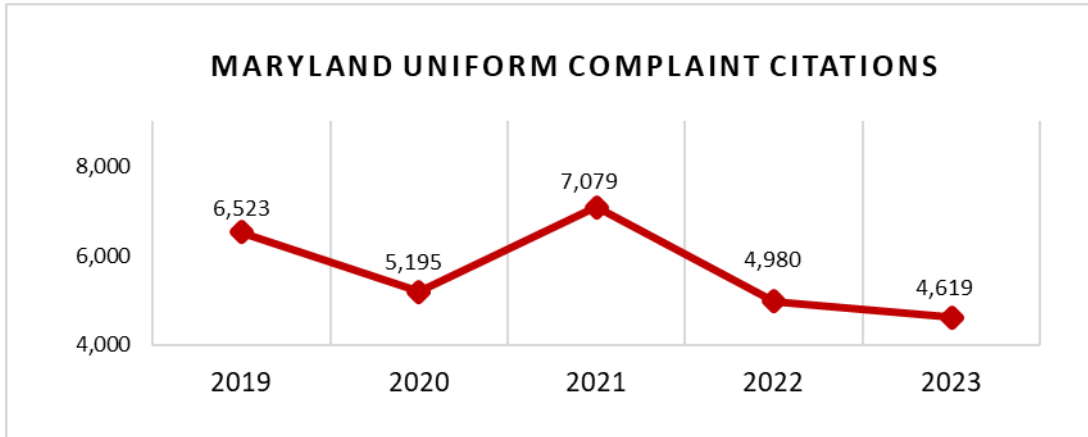
TOP ACCIDENT LOCATIONS IN WASHINGTON COUNTY 2023

| | |
|-------------------|-----|
| Halfway Blvd | 156 |
| Pennsylvania Ave | 68 |
| Virginia Ave | 99 |
| Dual Highway | 69 |
| Hopewell Rd | 67 |
| Valley Mall Rd | 80 |
| Massey Blvd | 70 |
| Maugans Ave | 31 |
| Longmeadow Rd | 53 |
| Potomac St | 59 |
| Oak Ridge Dr | 41 |
| Eastern Blvd | 42 |
| Robinwood Dr | 35 |
| Medical Campus Rd | 25 |

TRAFFIC

2023 AT A GLANCE

- ◆ 4,619 Traffic Citations were issued.
- ◆ 11,066 Traffic Warnings were issued.
- ◆ 234 Safety Equipment Repair Orders (SERO) were issued.
- ◆ 1,793 Property Damage Accidents and Personal Injury Accidents were investigated and an ACRS report was filed.
- ◆ Washington County Sheriff's Office investigated 4 fatal accident in 2023.



CENTRAL BOOKING

On May 10, 2010 Central Booking became fully operational. All police officers making an arrest in Washington County now bring their arrestee to the Central Booking facility. The officer completes the information for their charging document and turns the arrestee over to the Central Booking personnel and they then return to patrol our streets. This takes about 30 to 45 minutes as opposed to the 3 to 4 hours it previously took to process arrestees.

The Central Booking personnel complete the rest of the processing and walk the arrestee over to the District Court Commissioner’s area for their hearing on commitment. The District Court Commissioners are located in the same facility as Central Booking. This means that the arrestee is transported to Central Booking from the site of arrest and then do not have to be transported any further. This provides a more efficient means of processing and limits the escape risk of individuals who are arrested.

The Central Booking Office processed 3,491 arrestees in 2023. Of the arrestees, 1,623 were committed to the Washington County Detention and 1,868 were released.

| ARRESTING AGENCY | | | | | | | | | | | | |
|------------------|--------------|------------|--------------|-----------|------------|-----------|----------|----------|-----------|-----------|-----------|--------------|
| | WTF | WCSO | HPD | NTF | MSP | NRP | DPSCS | SPD | HNPB | BPD | OTHER | TOTAL |
| JAN | 112 | 62 | 97 | 2 | 9 | 0 | 0 | 0 | 4 | 0 | 1 | 287 |
| FEB | 137 | 51 | 86 | 9 | 11 | 0 | 0 | 0 | 1 | 0 | 1 | 296 |
| MAR | 136 | 68 | 92 | 6 | 16 | 0 | 0 | 0 | 5 | 0 | 5 | 328 |
| APR | 102 | 66 | 91 | 4 | 8 | 0 | 0 | 3 | 5 | 0 | 3 | 282 |
| MAY | 136 | 69 | 68 | 2 | 20 | 0 | 0 | 1 | 3 | 3 | 7 | 309 |
| JUN | 136 | 64 | 103 | 6 | 7 | 3 | 2 | 0 | 0 | 0 | 0 | 321 |
| JUL | 124 | 55 | 80 | 8 | 9 | 3 | 0 | 0 | 3 | 2 | 1 | 285 |
| AUG | 129 | 68 | 75 | 12 | 12 | 1 | 1 | 1 | 2 | 2 | 1 | 304 |
| SEP | 104 | 65 | 79 | 10 | 7 | 0 | 1 | 0 | 1 | 2 | 1 | 270 |
| OCT | 125 | 53 | 83 | 3 | 8 | 0 | 0 | 0 | 2 | 2 | 0 | 276 |
| NOV | 107 | 50 | 82 | 4 | 15 | 2 | 2 | 0 | 0 | 0 | 0 | 262 |
| DEC | 107 | 64 | 84 | 2 | 7 | 1 | 0 | 0 | 3 | 2 | 1 | 271 |
| TOTAL | 1,455 | 735 | 1,020 | 68 | 129 | 10 | 6 | 5 | 29 | 13 | 21 | 3,491 |

ARRESTING AGENCY KEY

| | |
|--|--|
| WTF = Washington County Warrant Task Force | NRP = Natural Resource Police |
| WCSO = Washington County Sheriff’s Office | MPSCS = Dept. of Public Safety & Correctional Services |
| HPD = Hagerstown Police Department | SPD = Smithsburg Police Department |
| NTF = Narcotics Task Force | HKPD = Hancock Police Department |
| MSP = Maryland State Police | BPD = Boonsboro Police Department |



WASHINGTON COUNTY SHERIFF'S OFFICE JUDICIAL SERVICES DIVISION



JUDICIAL SERVICES DIVISION

By law, the Sheriff of Washington County is charged with the responsibility of providing a safe environment for everyone (visitors, employees, witnesses, jurors, judges, prisoners, etc.) who enter the Circuit Courthouse located at the corner of Summit Ave. and W. Washington St. in Hagerstown, MD. In order to achieve these duties, the Sheriff has appointed a competent staff of sworn law-enforcement and court deputies, a security staff and civilian clerical personnel who are assigned to the Judicial Services Division.

COURTHOUSE PROTECTION & SECURITY

The Court Security Unit is responsible for maintaining a uniformed presence in and around the courthouse and screening all persons, packages and parcels entering the courthouse. This unit consists of four (4) uniformed law enforcement deputies, five (5) uniformed court security deputies and four (4) part-time civilian court security personnel.

Located inside the entrance to the courthouse is a “walk-through” metal detector and an x-ray machine, which is used to scan articles carried by persons entering the courthouse. This station is manned between 7:00 a.m. and 4:30 p.m. each day the courthouse is open. It is also manned and utilized during special events such as public meetings held in the courthouse after normal business hours. The Courthouse is also equipped with 96 closed-circuit cameras, which monitor courtrooms, offices and common areas. These cameras are monitored in the Control Center by one of the civilian court security personnel during business hours. The metal detector is staffed by two civilian court security personnel and a uniformed deputy sheriff.

PRISONER TRANSPORT

A portion of the judicial personnel’s duties involves the daily transportation of adult prisoners being held in the Detention Center to the Circuit Court for trial. Judicial personnel are also responsible for these prisoners while being detained in temporary holding cells located within the courthouse. Upon conviction, judicial personnel return these prisoners to the Detention Center.

COURTROOM SECURITY

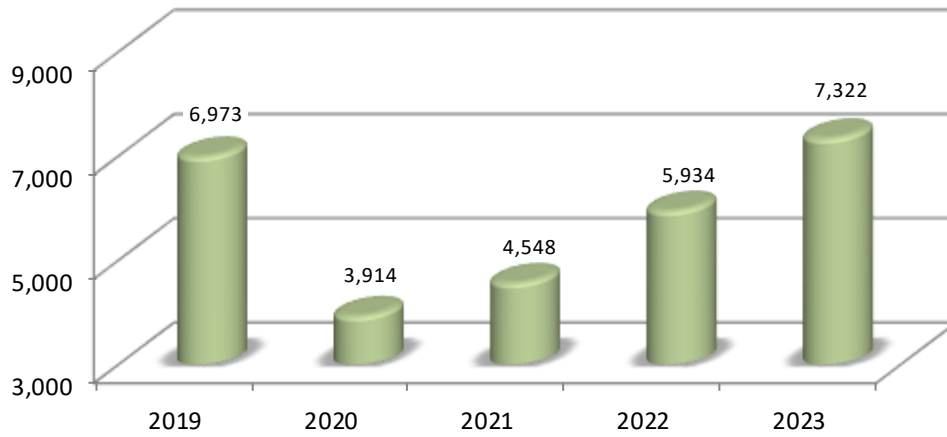
There are six Circuit Court Judges who preside over trials involving civil, criminal and juvenile matters and a Family Law Master who conducts hearings on matters dealing with family law. Two deputies are assigned per courtroom and one with the Master. It is felt the mere presence of the uniformed deputies provide a deterrent factor and has a tendency to maintain order during the trials.

COUNTY ADMINISTRATION BUILDING SECURITY

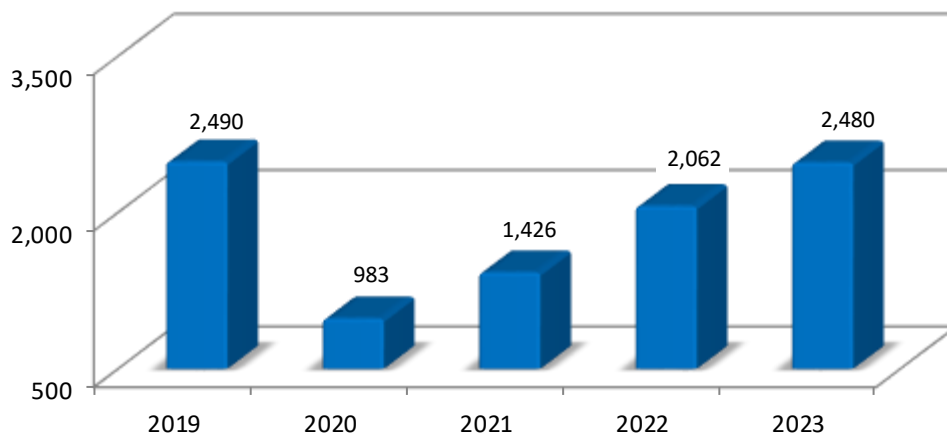
A deputy sheriff is assigned to provide security screening of visitors to the County Administration Building during business hours. Security is also provided for evening meetings when requested.

JUDICIAL DIVISION

Number of Courtroom Security Hours Provided



Number of Court Transports



CIVIL & CRIMINAL PROCESS

The Civil Process Unit is responsible for attempting and serving all civil summonses, subpoenas and writs received from the Circuit and District Courts. This unit is comprised of three (3) deputy sheriffs who serve Circuit Court paperwork and one (1) full-time Deputy Sheriff, one (1) part-time civilian Process Server (Constable) who serve District Court paperwork.

| Circuit Court Summons Attempted vs. Summons Served | | | | | |
|---|-------------|-------------|-------------|-------------|-------------|
| | 2019 | 2020 | 2021 | 2022 | 2023 |
| Summons Attempted | 19,651 | 8,230 | 9,683 | 15,478 | 15,112 |
| Summons Served | 14,858 | 5,271 | 6,210 | 11,105 | 12,541 |

| District Court Summons Attempted vs. Summons Served | | | | | |
|--|-------------|-------------|-------------|-------------|-------------|
| | 2019 | 2020 | 2021 | 2022 | 2023 |
| Summons Attempted | 1,266 | 1,137 | 1,389 | 1,326 | 2,244 |
| Summons Served | 515 | 600 | 857 | 735 | 968 |

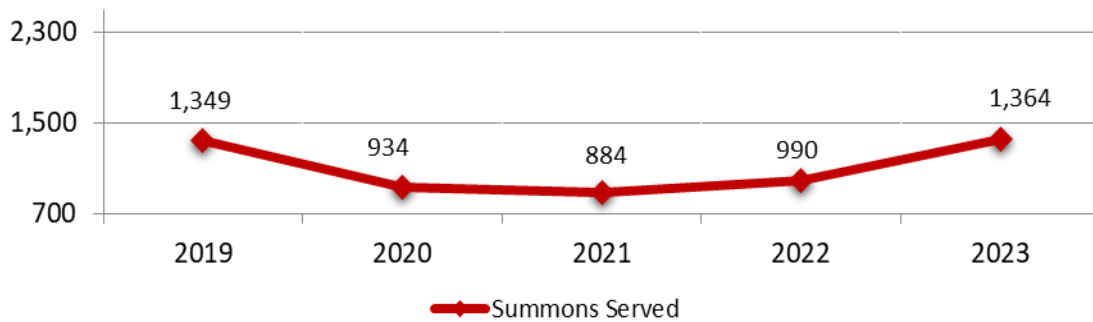
| Evictions & Rent Notices Served | | | | | |
|--|-------------|-------------|-------------|-------------|-------------|
| | 2019 | 2020 | 2021 | 2022 | 2023 |
| Evictions | 844 | 500 | 519 | 589 | 751 |
| Rent Notices | 8,766 | 5,567 | 4,067 | 5,295 | 6,654 |

CHILD SUPPORT ENFORCEMENT FEDERAL GRANT

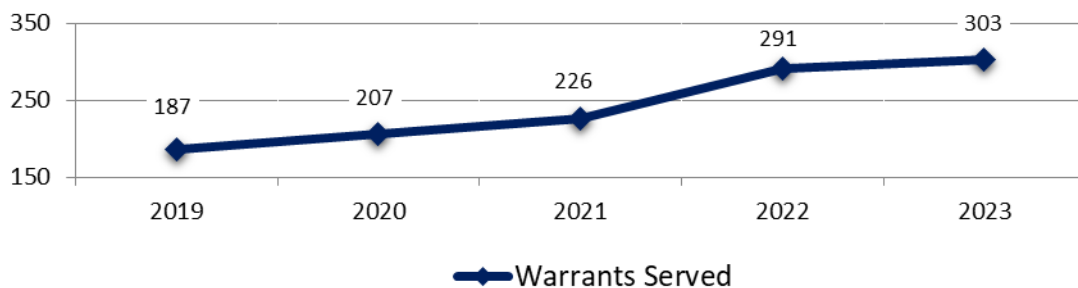
Until July 1, 2001, the Sheriff's Office received \$30.00 per process (warrants & summons) served. On July 1, 2008, the County entered into a contract with the State of Maryland entitled "Actual Cost Reimbursement" which provides grant funding to the Child Support Unit, which is renewed each year. Two (2) full-time and one (1) half-time deputy sheriff positions are responsible for attempting and serving child support summonses and warrants and two (2) Office Associates are responsible for entering and maintaining those summonses and warrants.

The Child Support Unit is supervised by the Warrant Task Force supervisor and their warrant statistics are part of the overall W.T.F statistics.

Summons Served by Child Support Unit



Warrants Served by Child Support Unit



WARRANT TASK FORCE

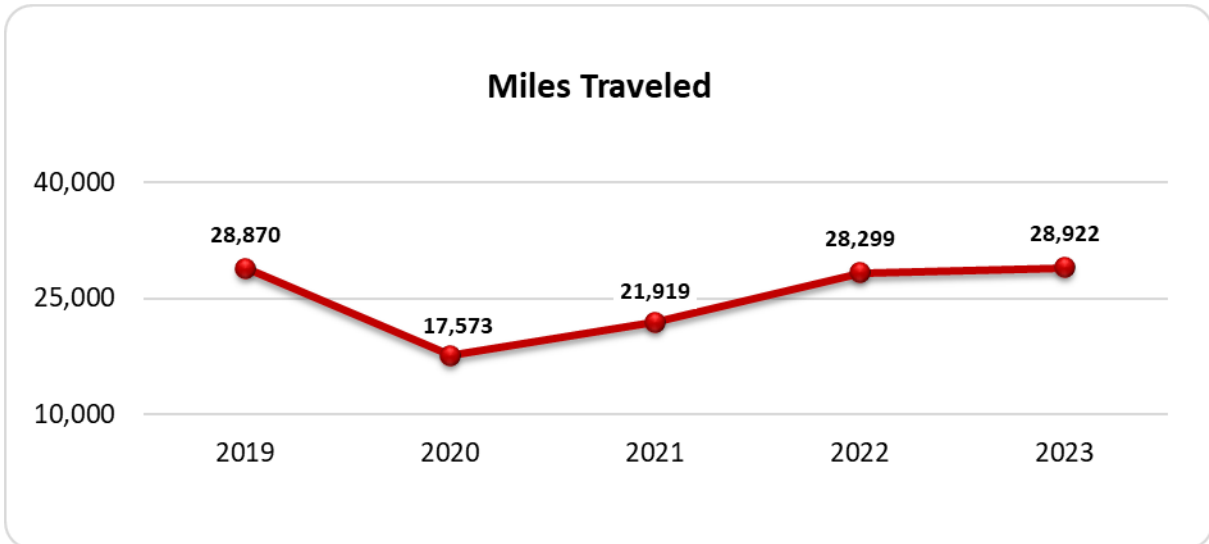
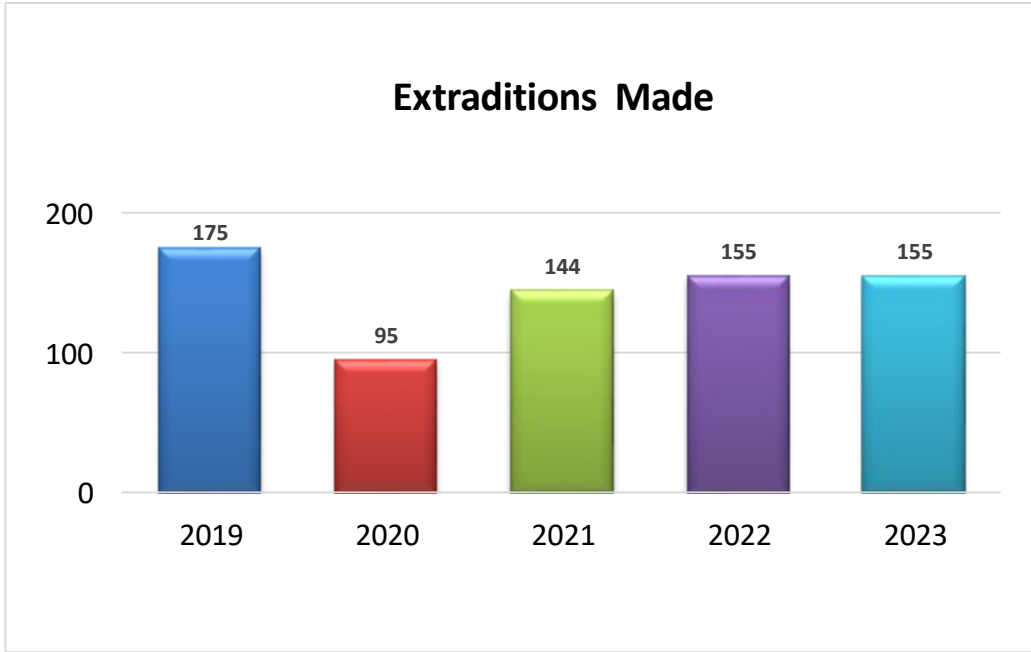
The *Washington County Warrant Task Force* was formed on January 1, 2009. The Task Force is supervised by a Sergeant from the Sheriff's Office and consists of four (4) Washington County Sheriff's Office deputies, two Hagerstown Police Department officers and one trooper from the Maryland State Police.

The Child Support Unit of the Sheriff's Office is also part of the Task Force, which consists of two deputies. Three civilian support staff members are responsible for receiving and the timely entry of all warrants and civil orders, which are maintained at the Sheriff's Office.

The Task Force is responsible for attempting and serving all warrants, criminal summonses and Peace Orders issued in Washington County and also those received from allied police agencies for persons living or working in Washington County. The Task Force is also responsible for all extraditions/transport of wanted persons who are located outside of Washington County.

| WARRANTS & SUMMONS | 2017 | 2018 | 2019 | 2020 | 2021 | 2022 | 2023 |
|--|-------|-------|-------|-------|-------|-------|-------|
| Warrant Attempts | 4,536 | 3,555 | 3,552 | 2,390 | 2,140 | 3,039 | 3,274 |
| Warrants Served | 2,279 | 2,104 | 2,057 | 1,253 | 1,428 | 1,805 | 1,975 |
| Number of Persons Arrested on Warrants | 1,855 | 1,707 | 1,675 | 1,028 | 1,006 | 1,567 | 1,647 |
| Criminal Summons Attempts | 2,589 | 2,712 | 2,684 | 2,336 | 2,193 | 2,407 | 2,244 |
| Criminal Summons Served | 1,161 | 1,244 | 1,170 | 963 | 954 | 1,043 | 968 |
| Civil Order Attempts | 1,264 | 918 | 1,002 | 945 | 699 | 884 | 1,236 |
| Civil Orders Served | 496 | 392 | 410 | 301 | 242 | 488 | 627 |

WARRANT TASK FORCE



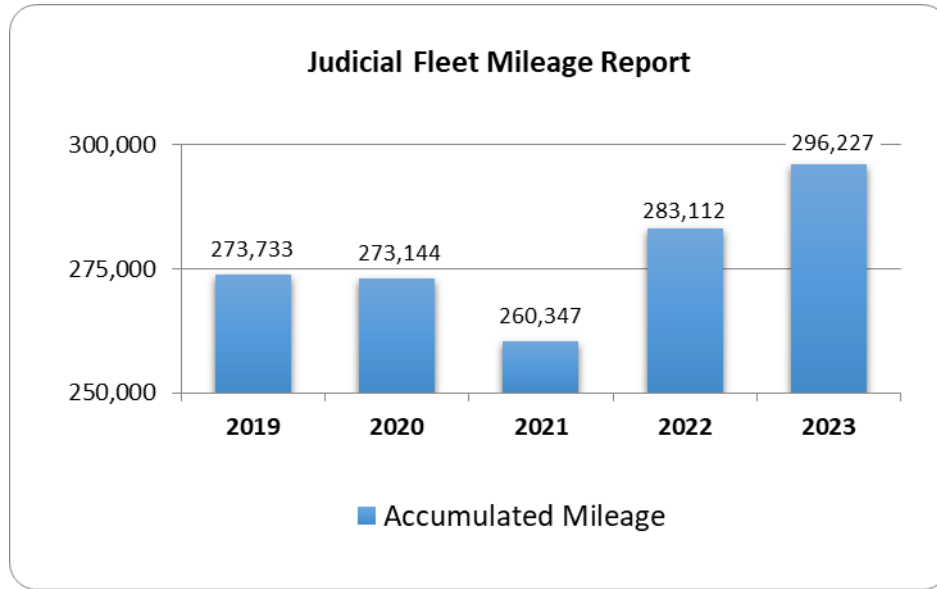
WARRANTS/CRIMINAL SUMMONS

| CRIMINAL WARRANTS/ SUMMONS | 2019 | 2020 | 2021 | 2022 | 2023 |
|--|-------------|-------------|-------------|-------------|-------------|
| Active Warrants on file at End of Year | 2,535 | 2,170 | 2,354 | 2,704 | 2,998 |
| Warrants Received | 4,511 | 2,374 | 3,689 | 4,396 | 4,615 |
| Warrant Attempts | 4,026 | 2,754 | 2,808 | 3,575 | 3,274 |
| Warrants Served | 3,637 | 2,157 | 1,981 | 1,907 | 1,975 |
| Criminal Summons Received | 714 | 673 | 620 | 671 | 560 |
| Criminal Summons Attempts | 2,839 | 2,494 | 2,235 | 2,549 | 2,244 |
| Criminal Summons Served * | 1,321 | 1,075 | 1,069 | 1,177 | 968 |

*Includes Hagerstown Police Department summonses served by Warrant Task Force

| PROTECTIVE & PEACE ORDERS | 2019 | 2020 | 2021 | 2022 | 2023 |
|---------------------------------------|-------------|-------------|-------------|-------------|-------------|
| Interim Protective Orders Received | 465 | 596 | 430 | 399 | 473 |
| Interim Protective Orders Attempted | 521 | 761 | 534 | 442 | 404 |
| Interim Protective Orders Served | 306 | 461 | 267 | 248 | 249 |
| Temporary Protective Orders Received | 603 | 334 | 573 | 510 | 512 |
| Temporary Protective Orders Attempted | 1,084 | 719 | 1,020 | 933 | 845 |
| Temporary Protective Orders Served | 621 | 355 | 520 | 494 | 473 |
| Interim Peace Orders Received | 178 | 237 | 141 | 136 | 162 |
| Interim Peace Orders Attempts | 178 | 377 | 113 | 100 | 128 |
| Interim Peace Orders Served | 85 | 176 | 66 | 63 | 70 |
| Temporary Peace Orders Received | 324 | 181 | 310 | 321 | 326 |
| Temporary Peace Orders Attempts | 660 | 562 | 600 | 433 | 568 |
| Temporary Peace Orders Served | 323 | 198 | 265 | 228 | 270 |
| Extreme Risk Protective Orders Rcvd | 22 | 13 | 15 | 14 | 7 |
| Extreme Risk Protective Order Att. | 31 | 19 | 20 | 17 | 6 |
| Extreme Risk Protective Orders Served | 23 | 14 | 13 | 13 | 2 |

JUDICIAL FLEET



Judicial Fleet consists of:

- 7 marked vehicles
- 1 un-marked transport van
- 10 unmarked vehicles

| REVENUE GENERATED | 2019 | 2020 | 2021 | 2022 | 2023 |
|------------------------|----------------------|----------------------|----------------------|----------------------|----------------------|
| Child Support | \$ 231,184.60 | \$ 306,129.00 | \$ 234,069.26 | \$ 308,037.00 | \$ 0.00 |
| Circuit Court Summons | \$ 44,574.32 | \$ 29,618.63 | \$ 53,775.84 | \$ 72,420.00 | \$ 54,506.92 |
| District Court Summons | \$ 208,715.00 | \$ 101,506.00 | \$ 106,156.00 | \$ 125,984.00 | \$ 151,626.00 |
| Peace Orders | \$ 3,880.00 | \$ 4,940.00 | \$ 2,800.00 | \$ 1,957.00 | \$ 5,735.00 |
| TOTAL | \$ 488,353.92 | \$ 442,193.63 | \$ 396,801.10 | \$ 508,398.00 | \$ 211,867.92 |



WASHINGTON COUNTY SHERIFF'S OFFICE DETENTION DIVISION



Points of Interest:

The Washington County Detention Center houses inmates awaiting trial and those committed to the Detention Center who are serving sentences of 18 months or less. The Detention Center is the initial entry point for every person accused of committing a crime in Washington County—from minimum to maximum security inmates. Those sentenced to more than one year may serve their sentences at a state for federal institution however those sentenced to greater than 18 months must serve their sentence at the appropriate state or federal correctional institution.

The rated capacity for the Detention Center is 339 male general population and 48 female population inmates. Special Housing and Programs Unit capacity is 112 beds.

In 2023, the Detention Center housed an average of 389 inmates daily. In order to house our average daily population, Special Housing Units and the Intake Cells had to be utilized.

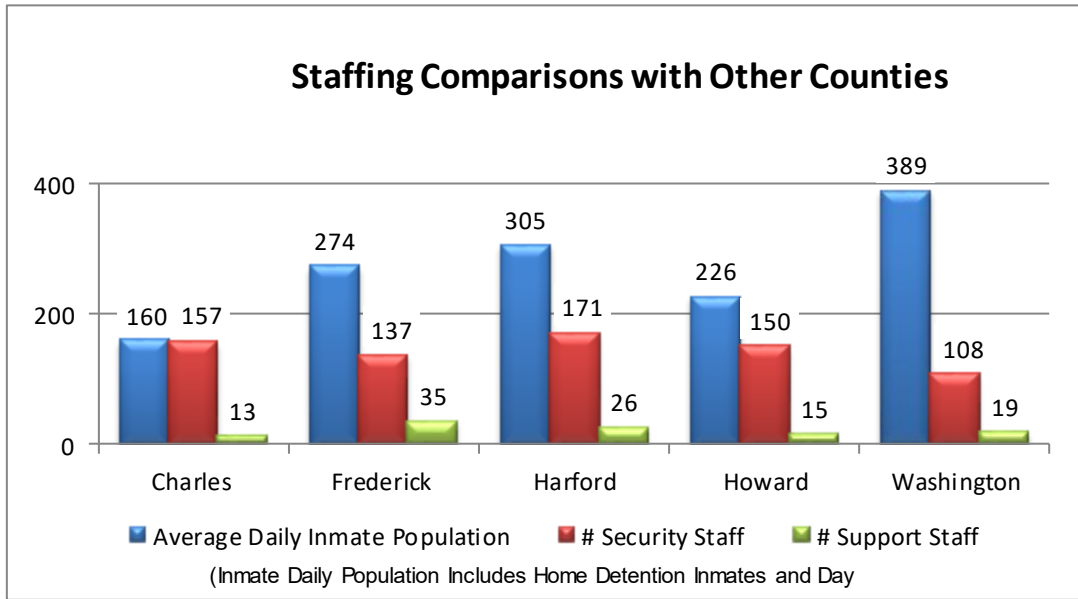
| During 2023, this facility housed: |
|---|
| 16 - Bloods gang members |
| 25 - Crips gang members |
| 6 - Dead Man Inc gang members |
| 4 - Aryan Nation gang members |
| 6 - other gang members |
| 17 - inmates charged with Murder |
| 143 - with Child Abuse |
| 132 - with Sex Offenses/Rape |
| 1,697 - with drug charges |
| 167 - with weapons charges |
| 3,225 - with bond denied |
| 1 - inmates were held on bonds of \$100,000.00 or greater |
| 61 - Veterans |

REVENUES

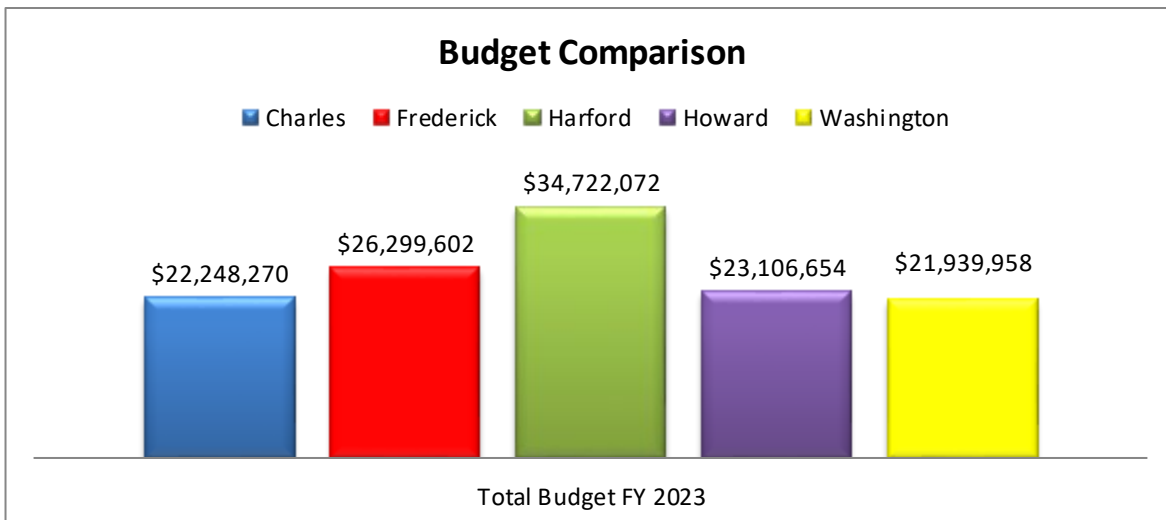
| REVENUES | | | | |
|-------------------------|-----------|-------------------|-----------|-------------------|
| | FY 2022 | | FY 2023 | |
| Home Detention | \$ | 0.00 | \$ | 0.00 |
| Work Release | \$ | 0.00 | \$ | 154.00 |
| Drug/Alcohol Tests | \$ | 0.00 | \$ | 0.00 |
| Medical Fees | \$ | 0.00 | \$ | 0.00 |
| Housing State Inmates | \$ | 80,280.00 | \$ | 164,295.00 |
| Housing Federal Inmates | \$ | 1,038.96 | \$ | 153.92 |
| Phone Commission | \$ | 166,089.08 | \$ | 141,159.25 |
| TOTAL | \$ | 247,408.04 | \$ | 305,762.17 |

| FACILITY INSPECTIONS | | |
|--|---------------------|----------------------|
| INSPECTING AGENCY | INSPECTION SCHEDULE | LAST INSPECTION DATE |
| Grand Jury | Semi-annually | August 2023 |
| Fire Marshal's Office | Annually | December 2023 |
| Maryland Commission on Correctional Standards | Three year cycle | February 2023 |
| National Commission on Correctional Health Care | Three year cycle | March 2020 |
| Washington County Health Dept. — Food Services | Annually | October 2023 |
| Maryland Occupational, Safety, and Health Admin. | Biannually | April 2022 |

BUDGET & STAFFING COMPARISONS



These graphs indicate that Washington County operates a Detention Center with less staff on a lower budget than other comparable county facilities in Maryland.



INMATE HOUSING REPORT

MAXIMUM SECURITY

| | | | |
|----------------|----------|------------------------------------|-----------------|
| A Pod | 36 Cells | Double Bunked | 72 Beds |
| B Pod | 36 Cells | Double Bunked | 72 Beds |
| E Pod | 37 Cells | Double Bunked/1 Cell Triple Bunked | 75 Beds |
| F Pod | 36 Cells | Double Bunked | 72 Beds |
| Female Housing | 8 Rooms | Dormitory | 48 Beds |
| TOTAL | | | 339 Beds |

PROGRAMS—MINIMUM SECURITY

| | | | |
|---|--|------------------|-----------------|
| H Pod Unit #1 (Inside Trusty/Pre-Release) | | Dormitory—Male | 24 Beds |
| H Pod Unit #2 (Pre-Release) | | Dormitory—Male | 24 Beds |
| H Pod Unit #3 (Outside Trusty) | | Dormitory—Male | 24 Beds |
| H Pod Unit #4 (Work Release) | | Dormitory—Male | 24 Beds |
| FHU Unit #11 (Pre-Release) | | Dormitory—Female | 6 Beds |
| FHU Unit #12 (Work Release) | | Dormitory—Female | 6 Beds |
| TOTAL | | | 108 Beds |

DISCIPLINE/MENTAL HEALTH/SPECIAL CHECKS

| | | | |
|----------------|----------|---------------------------|----------------|
| C Pod-Males | 10 Cells | Double Bunked | 20 Beds |
| D Pod-Males | 10 Cells | 2 Single / 8 Double Bunks | 18 Beds |
| Female Housing | 8 Cells | 2 Single / 6 Double Bunks | 14 Beds |
| TOTAL | | | 52 Beds |

TEMPORARY (INTAKE & MEDICAL)

| | | | |
|--|--|---------------------------------|----------------|
| Intake Cell (Temporary Only) | | 3 Cells | 7 Beds |
| Group Holding (Temporary Only) | | 1 Cell | 5 Beds |
| Female Intake Holding (Temporary Only) | | 1 Cell | 5 Beds |
| Medical | | 3 Cells (2 Cells are isolation) | 4 Beds |
| TOTAL | | | 21 Beds |

SQUARE FOOTAGE AVAILABLE

| | | |
|-----------------------------|--------------|------------------|
| Cells Square Footage (Pods) | 10'6" x 7'0" | 74.2 Sq. Ft. |
| Holding Cell #1 | 10'6" x 9'0" | 90.6 Sq. Ft. |
| Holding Cell #2 | 10'0" x 6'8" | 68.8 Sq. Ft. |
| Holding Cell #3 | 9'0" x 6'0" | 54.0 Sq. Ft. |
| Medical Cells | 10'6" x 9'0" | 90.6 Sq. Ft. |
| Overflow Housing | | 1,370.0 Sq. Ft. |
| H-Pod Housing | | 7,132.0 Sq. Ft. |
| Female Housing | | 23,000.0 Sq. Ft. |

HOUSING REPORT REVISED 2019

TRAINING & RECRUITMENT

2023 AT A GLANCE

- ◆ 114 Employment Application received
- ◆ Hired 14 correctional deputies who were each provided 40 hours of Pre-Service Training
- ◆ 8 Retirements
- ◆ 0 Transferred to another Department
- ◆ 13 Resignations
- ◆ Provided 40 hours In-Service Training for each employee having inmate supervision responsibilities

SPECIALIZED TRAINING

Many correctional employees attended specialized training in topics such as:

- Honor Guard Camp
- Disciplinary Techniques for Women in Management
- Gang Investigation
- Beretta Armor School
- Computer Voice Stress Analyzer
- 1st Line Supervisor's Training
- Compliance Auditing for Correctional Facilities
- Emergency Evacuation, Planning & Implementation
- Interviewing and Interrogation Techniques
- MCAA Local Population Reporting
- Organizational Development
- Tactical Emergency Training
- Collection of DNA Samples
- Field Training Officer
- Prison Rape Elimination Act (PREA) Training
- Deputy Director's Program
- Correctional Accreditation Manager's Association (CAMA)

IN-SERVICE TRAINING

Employees are mandated by the Maryland Commission on Correctional Standards to attend 18 hours of in-service training annually. This training ensures staff skills and knowledge are current. Such topics included are:

- CPR and First Aid
- Mental Health/Suicide
- Firearms
- ASP Baton
- Mechanical Restraints
- Fire Extinguisher and Evacuation Procedures
- AIDS Education
- Tuberculosis/Bloodborne Pathogens
- Emergency Procedures
- Trauma/Addictions

All employees who have regular contact with inmates received at least 40 hours of in-service training.

ENTRANCE LEVEL CORRECTIONAL OFFICER

All newly hired Correctional Officers must attend 7 weeks of training through the Maryland Police and Correctional Training Commission – Entrance Level Correctional Academy. Training includes: CPR, Infectious Diseases, Defensive Tactics, Chemical Agents, First Aid, Dealing with Special Management Inmate, Self Defense, etc. . . After an officer completes the correctional academy they will spend an additional 240 hours with a Field Training Officer.

INMATE DISCIPLINARY STATISTICS

2022 AT A GLANCE

INMATE RULE VIOLATIONS

| Charge # | Disciplinary Charge | 2019 | 2020 | 2021 | 2022 | 2023 |
|----------|---|------|------|------|------|------|
| 1-2 | Maim / Self Harm | 2 | 0 | 0 | 1 | 2 |
| 1-3 | Rape / Sexual Assault | 0 | 0 | 0 | 0 | 2 |
| 1-6 | Escape / Program Walk-Off | 0 | 1 | 0 | 1 | 0 |
| 1-8 | Resisting or Interfering with Staff | 48 | 46 | 70 | 55 | 65 |
| 1-9a | Assault / Battery on Another Inmate | 49 | 71 | 26 | 19 | 21 |
| 1-9b | Assault / Battery on Staff | 7 | 12 | 26 | 26 | 24 |
| 1-11 | Possess / Manufacture Contraband | 52 | 25 | 69 | 64 | 114 |
| 1-16 | Refusing or Failing to Obey Orders (Category 1 only) | 128 | 51 | 72 | 82 | 97 |
| 1-18 | Consuming / Manufacturing Intoxicant | 24 | 6 | 20 | 20 | 26 |
| 1-20 | Act Posing Risk to Safety / Security of Facility Operations | 176 | 144 | 167 | 193 | 237 |
| 1-22 | Planning / Attempting Category 1 Prohibited Act | 58 | 16 | 14 | 12 | 12 |
| 1-23 | Violation of Inmate Program Contract | 4 | 2 | 5 | 5 | 12 |
| 1-24 | Gang Related Prohibited Acts | 0 | 0 | 0 | 0 | 0 |
| 2-2 | Disorderly Conduct | 88 | 62 | 80 | 88 | 103 |
| 2-3 | Fighting | 68 | 26 | 60 | 51 | 59 |
| 2-5 | Destroying/Misusing County Property | 24 | 35 | 47 | 37 | 28 |
| 2-6 | Giving False / Misleading Information | 8 | 1 | 7 | 14 | 11 |
| 2-7 | Misusing / Abusing Medications | 1 | 2 | 3 | 18 | 57 |
| 2-8 | Theft | 8 | 5 | 6 | 2 | 6 |
| 2-12 | Tattooing | 1 | 2 | 2 | 2 | 3 |
| 2-13 | Fail to Comply with Inmate Handbook | 53 | 17 | 34 | 48 | 38 |
| 2-16 | Disrespect to Staff | 58 | 20 | 22 | 26 | 34 |
| 2-17 | Being in Unauthorized Area / Cell | 8 | 13 | 12 | 15 | 11 |
| 2-23 | Phone Misuse | 6 | 9 | 0 | 0 | 0 |

SECURITY

2023 AT A GLANCE

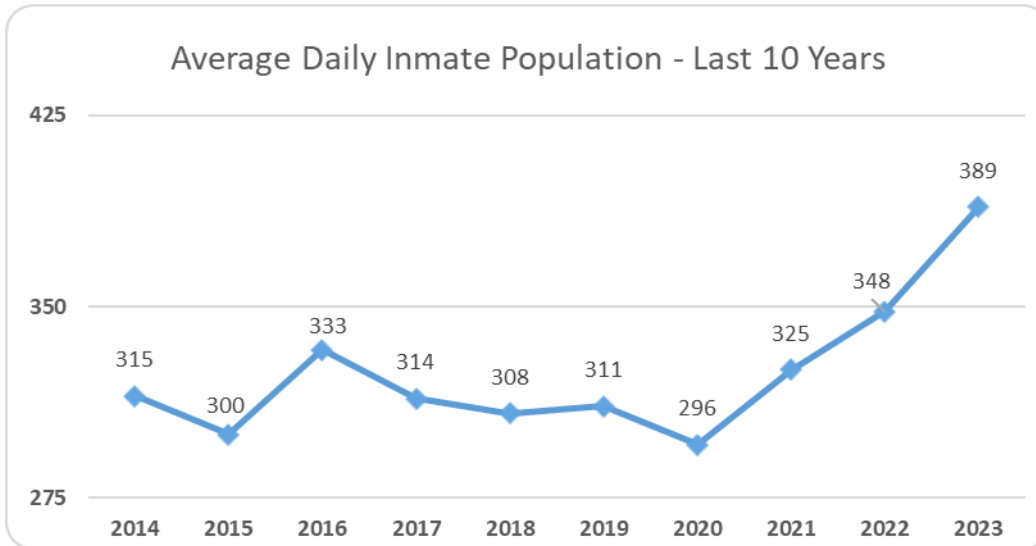
- ◆ No escapes from the facility
- ◆ 1,583 inmates were received – 1,246 males and 337 females
- ◆ 1,603 inmates were released – 1,250 males and 353 females
- ◆ Average daily intake of inmates was 4.34; average daily release was 4.39
- ◆ Highest day of intakes was on October 20th when 13 inmates were received
- ◆ The inmate population comprised of 86% males and 14% females
- ◆ 52 % of inmates were incarcerated less than 90 days
- ◆ 68 % - Reflects the number of inmates that were previously incarcerated at the Detention Center
- ◆ 19 % - Recidivism measured by those re-offending within 3 years of last incarceration
- ◆ 73 % of inmates were held with bond denied
- ◆ 21 % of inmates had bonds less than \$5,000

The **Security Staff** consists of 108 sworn uniformed correctional deputies. They provide security staffing over 3 shifts, 24 hours per day, 365 days per year. Each shift is comprised of a Lieutenant, who serves as the Shift Commander, two Sergeants/Corporals, and a number of Master Deputies, Deputy First Class, and Deputies. A Sergeant serves as the Shift Commander in the absence of the Lieutenant.

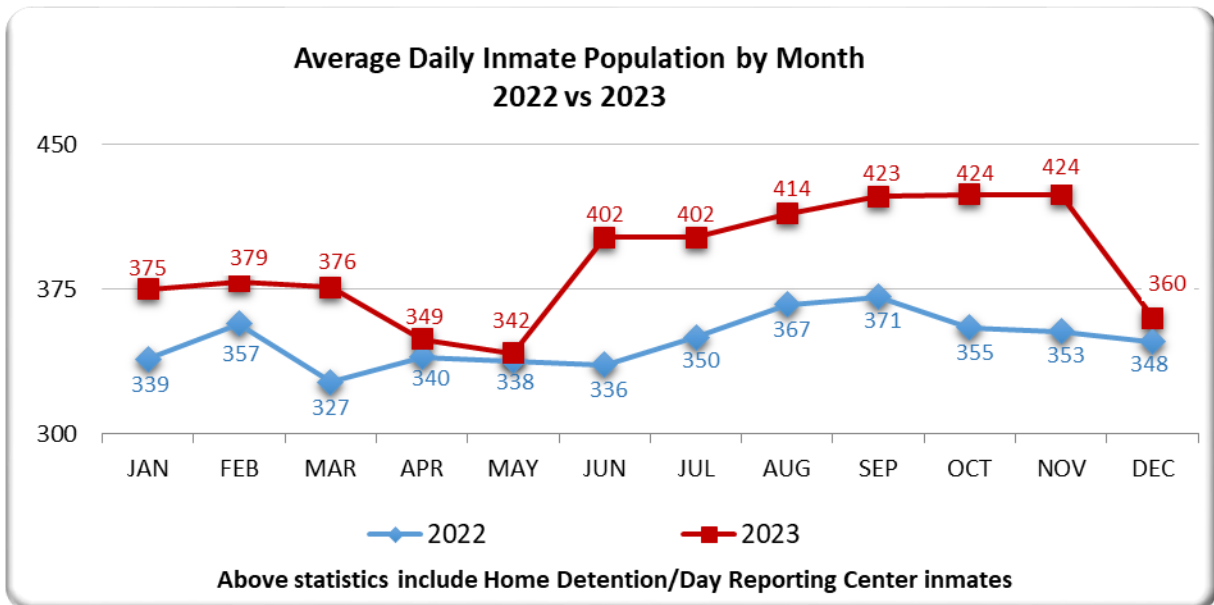
OFFICER DEMOGRAPHICS

| SENIORITY | | # OFFICERS | RANK | | # OFFICERS | AGE | | # OFFICERS |
|-----------|-----|------------|--------------------|--|------------|----------------------------|--|------------|
| 0-5 | yrs | 37 | Major | | 1 | 21-29 | | 20 |
| 6-10 | yrs | 11 | Captain | | 2 | 30-39 | | 21 |
| 11-15 | yrs | 17 | Lieutenant | | 5 | 40-49 | | 22 |
| 16-20 | yrs | 16 | Sergeant | | 12 | 50-59 | | 29 |
| 21-25 | yrs | 8 | Corporal | | 0 | 60-69 | | 7 |
| 26+ | yrs | 10 | Master Deputy | | 48 | | | |
| | | | Deputy First Class | | 7 | | | |
| | | | Deputy | | 24 | | | |
| | | | | | | 9 security staff vacancies | | |
| | | | | | | 3 part-time officers | | |

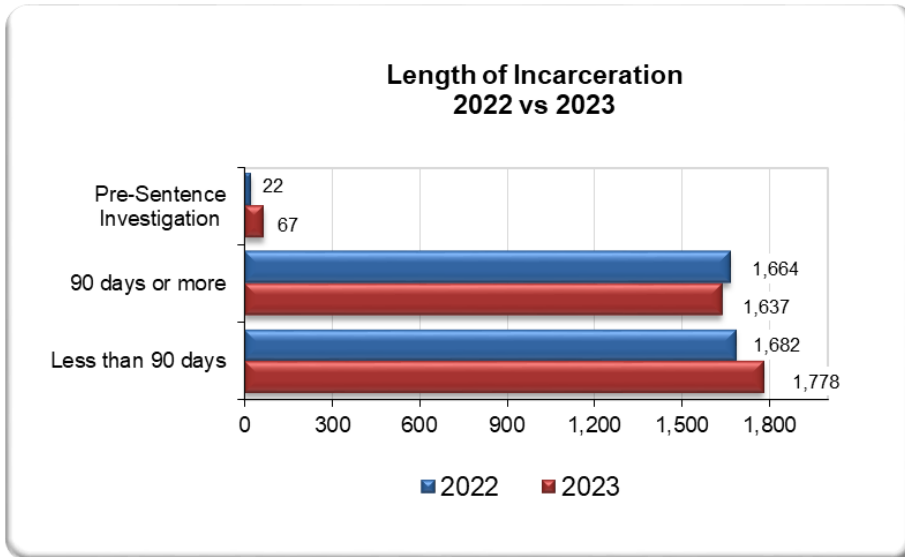
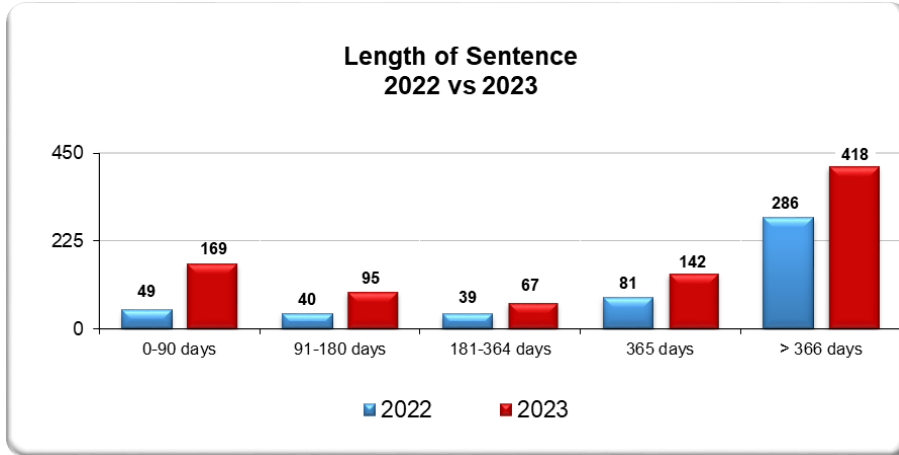
INMATE POPULATION STATISTICS



“Average Daily Inmate Population” is an average number of inmates incarcerated during a calendar year.



INMATE POPULATION STATISTICS



INMATE POPULATION STATISTICS

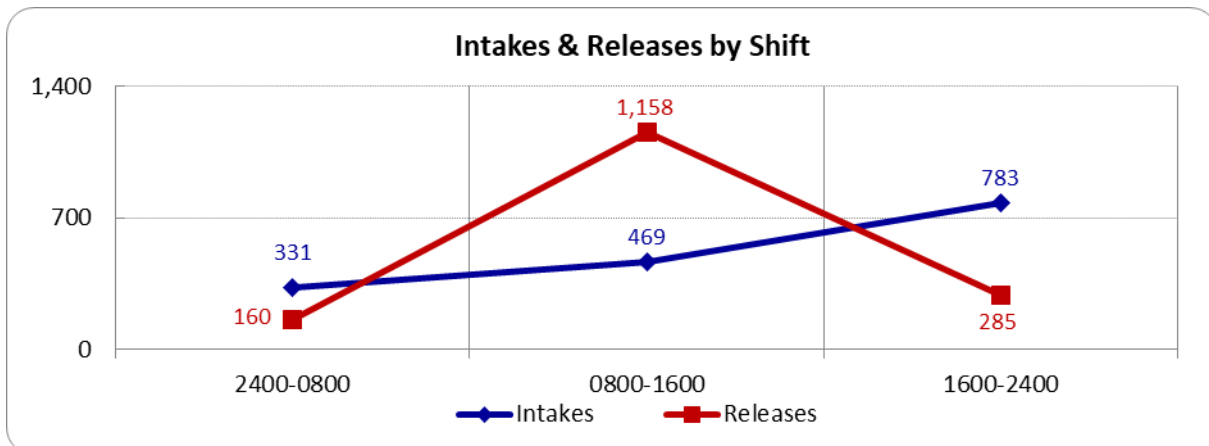
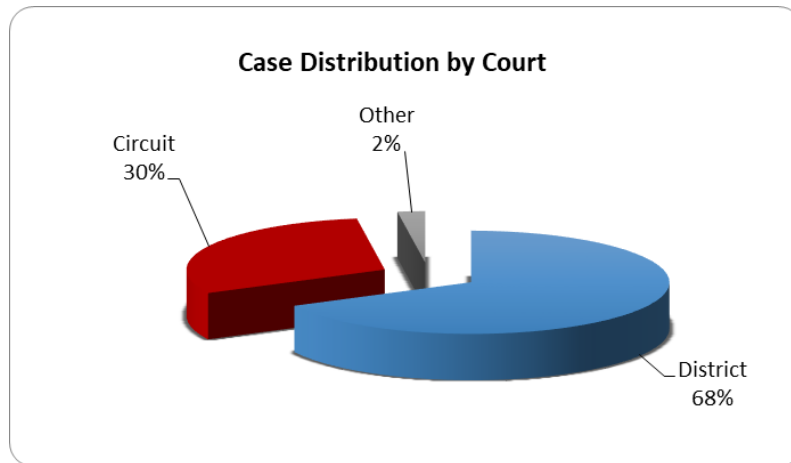
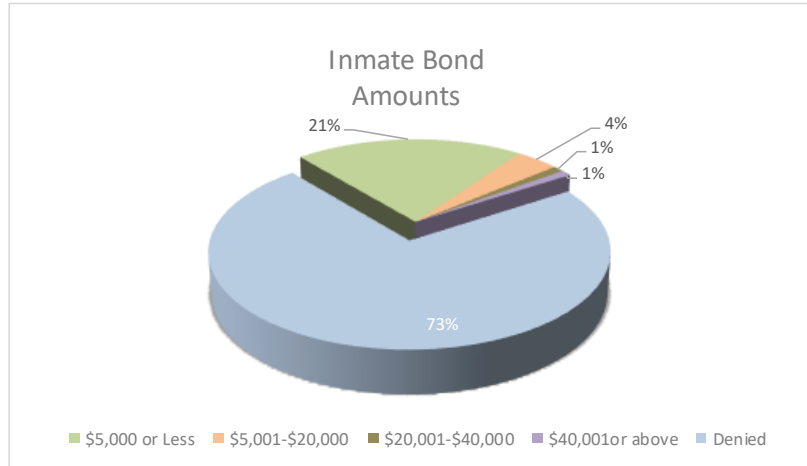
INMATE ARREST CHARGES

| | |
|--|--------------------------------|
| 557 - Alcohol Offenses | 1,176 - Fail To Appear |
| 32 - Arson | 363 - Motor Vehicle Violations |
| 1,256 - Assault/Violate Exparte/Kidnap | 17 - Murder |
| 137 - Bad Checks/Credit Card Fraud | 16 - Parole Retake |
| 1,052 - Burglary/Robbery | 132 - Sex Offense/Rape |
| 143 - Child Abuse/Child Sex Offense | 139 - Trespass |
| 76 - Contempt/Non-Support/Fail to Pay | 458 - Violation of Probation |
| 276 - Disorderly Conduct/Fail To Obey | 167 - Weapon Charges |
| 1,697 - Drug Charges | |

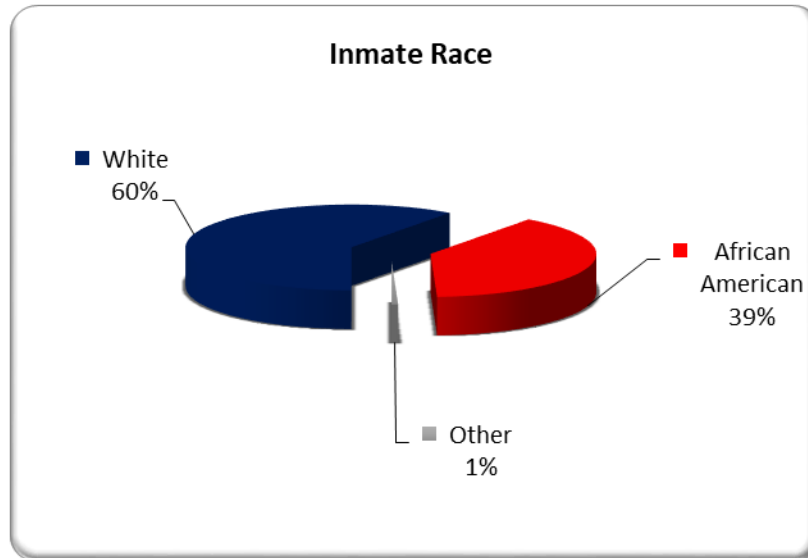
BOOKING BY ARRESTING AGENCY

| Arresting Agency | 2019 | 2020 | 2021 | 2022 | 2023 |
|-----------------------------------|-------|------|------|-------|-------|
| Boonsboro | 6 | 1 | 1 | 1 | 1 |
| Circuit Court | 10 | 4 | 7 | 8 | 6 |
| District Court | 7 | 2 | 4 | 3 | 1 |
| Hagerstown Police Department | 329 | 284 | 271 | 355 | 334 |
| Hancock | 1 | 4 | 4 | 15 | 10 |
| Maryland State Police | 77 | 48 | 74 | 57 | 32 |
| Narcotics Task Force | 16 | 29 | 16 | 7 | 30 |
| Other | 12 | 7 | 8 | 7 | 6 |
| Smithsburg | 1 | 2 | 2 | 0 | 2 |
| Washington County Sheriffs Office | 1,306 | 924 | 919 | 1,080 | 1,185 |

INMATE POPULATION STATISTICS



INMATE POPULATION STATISTICS



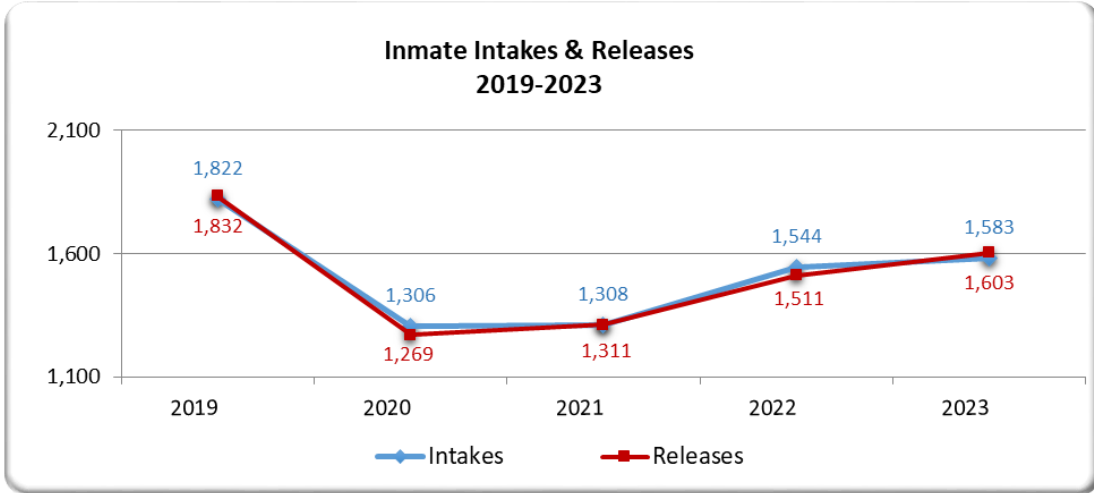
INMATE RESIDENCE

| | 2019 | 2020 | 2021 | 2022 | 2023 |
|------------------------|-------|-------|-------|-------|-------|
| Washington County | 1,418 | 1,059 | 1,036 | 1,188 | 1,220 |
| Out of County/In State | 198 | 116 | 125 | 179 | 220 |
| Out of State | 196 | 124 | 134 | 167 | 116 |
| Out of Country | 9 | 7 | 13 | 10 | 27 |

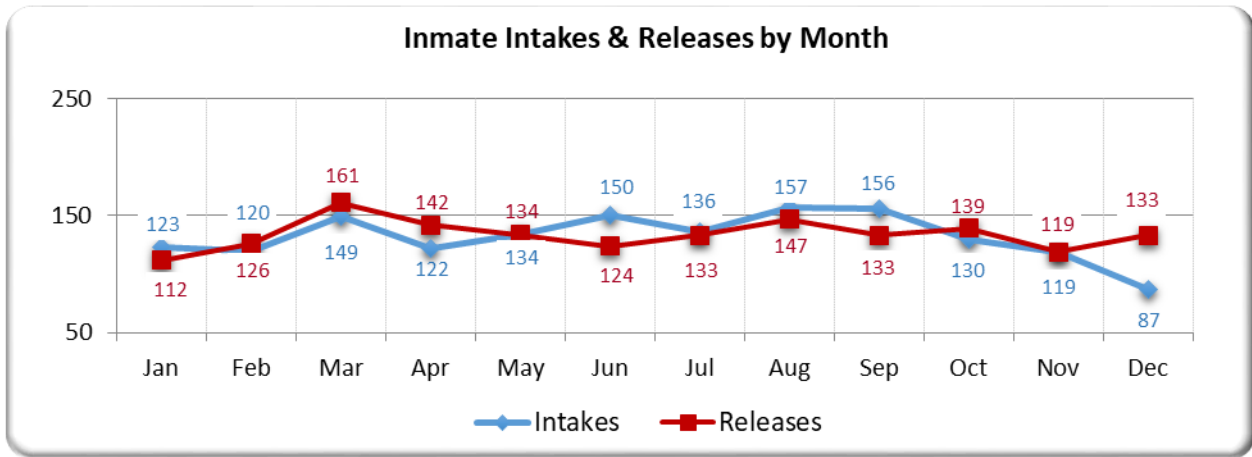
INMATE AGES

| Age Group | <18 | 18-21 | 22-29 | 30-39 | 40-49 | 50-59 | 60+ |
|-------------------|-----|-------|-------|-------|-------|-------|-----|
| Number of Inmates | 10 | 81 | 412 | 577 | 303 | 142 | 58 |

INTAKE OFFICE



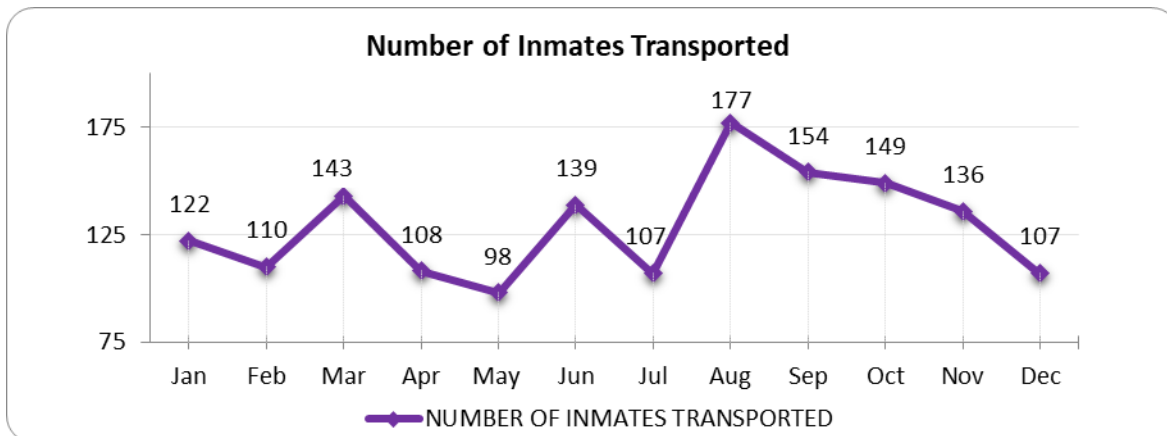
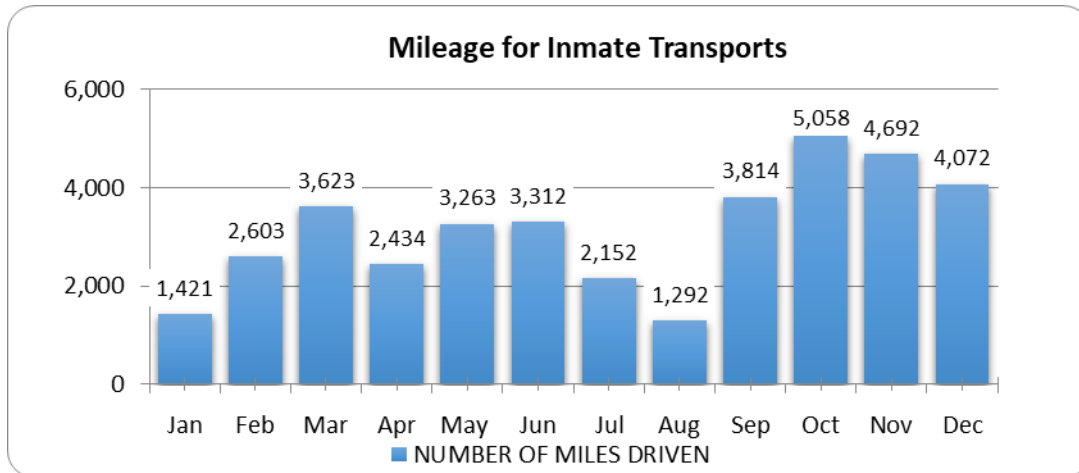
The Intake Office processed 3,186 inmates into and out the facility in 2023!



TRANSPORTATION UNIT

2023 AT A GLANCE

- ◆ A total of 1,505 inmates were transported
- ◆ A total of 603 trips were made:
 - 350 trips were made to court
 - 178 for medical appointments
 - 75 miscellaneous
- ◆ 37,736 miles were logged by the Transportation Unit- an average of 103 miles per day
- ◆ 141 inmates were transported to the Department of Public Safety and Correctional Services
- ◆ 1,251 Bail Reviews were held by video from the Detention Center to District Court
- ◆ 110 transports were made out of county



INMATE PROGRAMS

2023 AT A GLANCE

- ◆ 0 inmates were processed to Home Detention
- ◆ 1 inmate was processed to Work Release
- ◆ Average daily inmate population on programs was:
 - Work Release— 1
 - Home Detention— 0

Home Detention—allows inmates to serve their sentence in their homes via electronic monitoring and continue employment, educational classes and attend treatment.

Work Release—allows inmates to obtain or continue employment within the community while serving their sentence. Inmates on this program are allowed to leave the facility to go to work but must return when their work day is concluded. Work site supervision is supplied by employers along with site checks conducted by Detention Center staff.

To be considered for the above programs, inmates must be recommended by their sentencing judges to participate.

The charts below indicate how many inmates were recommended for Home Detention, Work Release, and Weekend Confinement from each court.

HOME DETENTION

| | 2020 | 2021 | 2022 | 2023 |
|---------------------|----------|---------|------|------|
| Participants | 15 | 1 | 0 | 0 |
| Revenue | \$19,264 | \$7,772 | \$ 0 | \$ 0 |

WORK RELEASE

| | 2020 | 2021 | 2022 | 2023 |
|---------------------|---------|------|------|----------|
| Participants | 4 | 0 | 0 | 1 |
| Revenue | \$1,792 | \$ 0 | \$ 0 | \$ 2,702 |

Inmates on the Home Detention and Work Release Programs are charged a participation fee of \$14 per day.

HOME DETENTION BY COURT

| | 2020 | 2021 | 2022 | 2023 |
|-----------------------|------|------|------|------|
| Circuit Court | 11 | 1 | 0 | 0 |
| District Court | 4 | 0 | 0 | 0 |
| Total | 15 | 1 | 0 | 0 |

WORK RELEASE BY COURT

| | 2020 | 2021 | 2022 | 2023 |
|-----------------------|------|------|------|------|
| Circuit Court | 2 | 0 | 0 | 0 |
| District Court | 2 | 0 | 0 | 0 |
| Total | 4 | 0 | 0 | 0 |

INMATE PROGRAMS



DAY REPORTING CENTER PROGRAM

2023 AT A GLANCE

- ◆ 18 inmates were referred to the Day Reporting Center
- ◆ 15 inmates were admitted
- ◆ 3 inmates were ineligible for the following reasons:
 - 0 Detainers in other states and/or other counties
 - 0 Unable to obtain residence
 - 0 Resided outside of county and/or state
 - 1 Crimes of Violence
 - 1 Declined
 - 0 Parole Retake
 - 1 Miscellaneous Reasons
- ◆ 4 participants were returned to the Detention Center for failing to adhere to program rules; 1 participants were readmitted
- ◆ 25 Participants have independent housing, 17 participants live in sober housing
- ◆ 60% Participants were employed full-time within 45 days of admission
- ◆ 100% Attendance Rate for Programs
- ◆ 100% Received Mental Health Services

The Washington County Sheriff’s Office, **Day Reporting Center** opened on October 1, 2017. The program is located on the grounds directly behind the County Detention Center and the Sheriff’s Office. The day reporting center is alternative to incarceration for individuals committed to the Washington County Detention Center with a substance related criminal conviction. The Washington County Sheriff’s Office Day Reporting Center is a six month, on-site, non-residential cognitive restructuring program designed to change an offender’s adverse thinking patterns and attitudes, improve job skills and job retention. The individuals remains in the custody of the Washington County Detention Center, with a modified home detention privileges. The primary goals of the program is to reduce offender recidivism, improve offender’s ability to conform to community norms, enhance coping skills, decrease substance relapse, increase employability, and increase job retention.

The program hours of operation are Monday through Friday 8:00 a.m. to 8:00 p.m. and Saturday 8:00 a.m. to 4:00 p.m. The program is closed on Sunday and major holidays. The program will blend a high level of supervision to include GPS (global positioning system), community surveillance and unannounced home visits, with intensive case management, and treatment for substance related disorders. The program uses cognitive behavioral therapy in group and individual settings, medication assisted treatment using Vivitrol, and random and rigorous alcohol and drug testing. In addition, the program provides health visits, reentry, peer recovery, soft and life skills, vocational assessments, employability, financial and emotional literacy, pro-social support, mediation, mentoring / coaching, and health and wellness services. The program provides job training for those with inadequate work skills and lack of stable employment. The program refers to community providers for mental health services.

JAIL SUBSTANCE ABUSE PROGRAM (J.S.A.P.)

2023 AT A GLANCE

| PROGRAM DESCRIPTION | 2019 | 2020 | 2021 | 2022 | 2023 |
|---|-------|------|------|------|-------|
| JSAP Evaluations | 157 | 35 | 32 | 57 | 94 |
| JSAP Completions | 136 | 22 | 13 | 23 | 75 |
| JSAP Group Services | 1,721 | 268 | 223 | 524 | 1,062 |
| JSAP Individual Services | 189 | 32 | 28 | 80 | 159 |
| TAMAR Participants (Male & Female) | 162 | 47 | 15 | 28 | 72 |
| TAMAR Activities | 892 | 223 | 183 | 230 | 511 |
| Anger Management Participants (Male & Female) | 72 | 13 | 6 | 10 | 46 |
| Anger Management Activities | 256 | 34 | 6 | 43 | 119 |
| Court Ordered 8-505 Evaluation provided | 12 | 13 | 30 | 16 | 10 |
| HIV Testing | 33 | 12 | 0 | 0 | 6 |
| Overdose Response Training (Narcan) | 63 | 7 | 6 | 25 | 58 |

The Washington County Health Department, Division of Behavioral Health Services, Jail **Substance Abuse Program (JSAP)** was established in 1989 as substance use disorder treatment program operating within the Washington County Detention Center. JSAP is accredited by the Commission on Accreditation for Rehabilitation Facilities (CARF). JSAP is also certified by the State of Maryland Department of Health, Office of Health Care Quality. The Program provides 2 hour daytime substance use treatment groups 2 times per week and individual counseling services for adults at WCDC.

Starting in 2020, a health and wellness group component will be added through Justice and Recovery Advocates, Inc. Naltrexone pharmacotherapy is offered to individuals with alcohol and/or opiate addiction if meeting criteria upon release. Counselors refer persons served to a community provider of their choice to continue with substance use treatment following release from incarceration. Additional services include evaluations to determine treatment amenability for individuals court ordered under HG Article 8505 and optional programs for parenting skills, Sexual Health in Recovery (SHIR), Overdose Response Training, and HIV testing.

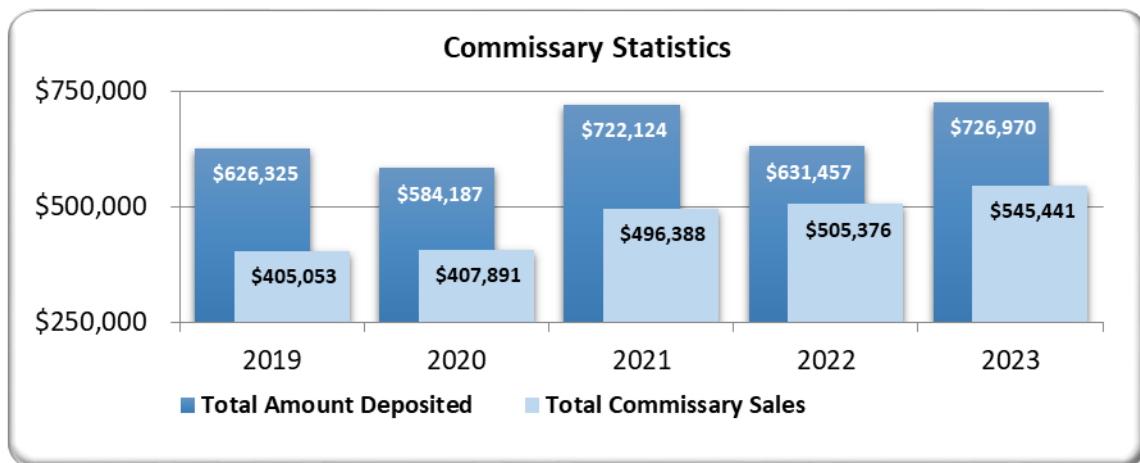
Trauma, Addiction, Mental Health, and Recovery (TAMAR) is a ten (10) week program and Anger Management is a six (6) week program.

INMATE COMMISSARY/ACCOUNTS MANAGEMENT

2023 AT A GLANCE

- ◆ Total amount deposited into inmate accounts was \$726,970
- ◆ 14,763 commissary orders were filled
- ◆ Average inmate commissary order was \$36.95
- ◆ \$188.00 in Medical fees
- ◆ \$139.00 in Classification fees
- ◆ \$1,419.00 for Property damage
- ◆ Annual accounting audit completed by outside agency with 0 deficiencies

Commissary sales totaled \$545,441.00



INMATE VISITING

In July 2011, the Washington County Detention Center implemented a Video Visitation System for inmate visitation with family and friends. The Video Visitation System uses computer screens and telephones so that the inmate can remain on their housing unit but still be able to visit with their family and friends. Visitors must logon to the system to schedule their visit which allows them to visit at more convenient times for them.

In addition, the Video Visitation System has allowed the Maryland Parole Commission to conduct parole hearings remotely so that the Commission can hold hearings in a timely manner with all inmates who are entitled to parole hearings. Prior to the implementation of Video Visitation, the Parole Commission had to travel from Baltimore to Hagerstown to hold parole hearings. This prevented them from holding parole hearings with the inmate in a timely manner as required by law.

5,436 visits were conducted at the Detention Center in 2023!

CLASSIFICATION UNIT

2023 AT A GLANCE

◆ 372 inmates were assigned Trusty positions:

109 Kitchen Trusties

144 Sanitation

83 Laundry Trusties

12 Wall-scrubber Trusties

24 Other Trusty positions

◆ 1,473 Initial Classification Interviews

◆ 1,071 Reclassification Hearings were conducted

◆ 105 Classification Reviews were held

◆ 231 Detainers were processed

◆ 3,245 Inmate Request Slips were handled

◆ 79 Parole Hearings

The Detention Center is required to house inmates having a variety of criminal charges, cultural, social and educational backgrounds, and personal needs. An Initial Classification Interview, an information gathering process is conducted for each inmate. During this process, **Classification Counselors** assess an inmate's current charges, sentence/bond status, criminal history, medical/mental health history, and housing requirements. Orientation to facility rules and regulations and institutional functions also occurs at this time. Classification Reviews are periodically conducted to determine if modification of an inmate's current status is appropriate. Once compiled, the information is used to assign housing, program access, and in making institutional work assignments. Classification Counselors provide a vital information link between the inmate population, courts, and other judicial system agencies.

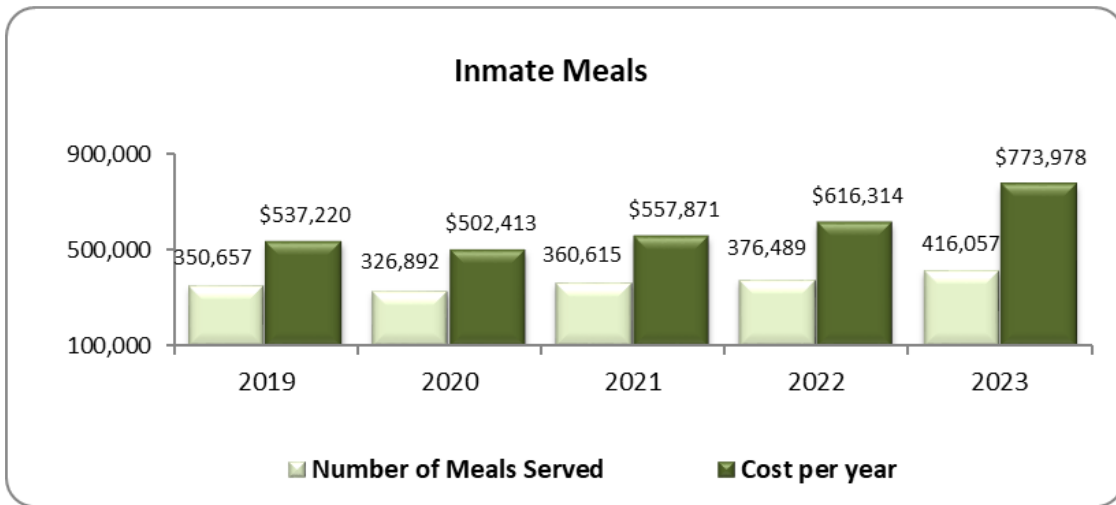
| CLASSIFICATION UNIT | | | | | |
|----------------------------|-------|-------|-------|-------|-------|
| | 2019 | 2020 | 2021 | 2022 | 2023 |
| Classifications | 2,315 | 1,463 | 1,429 | 1,490 | 1,473 |
| Reclassifications | 174 | 194 | 222 | 978 | 1,071 |
| Request Slips | 3,877 | 3,467 | 3,728 | 2,673 | 3,245 |
| Detainers Processed | 269 | 194 | 248 | 261 | 231 |

FOOD SERVICES

2023 AT A GLANCE

- ◆ Prepared and served a total of 416,057 inmate meals
(cost per meal was \$1.724 January-April and \$2.224 May–December)
- ◆ Total cost of feeding inmates was \$773,978
- ◆ Served an average of 1,140 inmate meals per day

In 2018, the Washington County Detention Center awarded a contract to ARAMARK to provide food services to inmates and staff. Food Service operations must comply with all regulatory standards mandated by such agencies as the Maryland State Department of Health and Mental Hygiene and the Maryland Commission on Correction Standards. In addition, all dietary requirements of inmates must be met – medical diets, religious diets, special diets, etc.



INMATE EDUCATION PROGRAMS

2023 AT A GLANCE

- ◆ 67 inmates participated in GED Classes
- ◆ 65 in Adult Education, (23 males and 42 females)

MEDICAL & MENTAL HEALTH SERVICES

2023 AT A GLANCE

Over 800 Inmate Health Histories were conducted as part of the intake process. The following numbers indicate those inmates admitting to the listed medical conditions:

| | | | |
|-------|------------------------------------|-------|-------------------------------|
| ◆ 0 | —Contagious/Communicable Disease | ◆ 7 | —Pregnant |
| ◆ 0 | —Crab/Lice | ◆ 18 | —Presently Suicidal |
| ◆ 120 | —Drug/Alcohol withdrawal Symptoms | ◆ 851 | —Prior Drug use |
| ◆ 113 | —Heart Condition | ◆ 165 | —Prior Suicide Attempts |
| ◆ 26 | —History of Tuberculosis/Hepatitis | ◆ 587 | —Psychiatric/Mental Treatment |
| ◆ 46 | —IV Drug use/shared needles | ◆ 36 | —Sexually Transmitted Disease |

| | PROCEDURE | 2022 | 2023 |
|----|-----------------------------|-------|-------|
| 01 | Ambulance Transport | 64 | 170 |
| 02 | Cardiac/HTN Clinic | 590 | 110 |
| 03 | Cardiologist Consults | 5 | 1 |
| 04 | Chest Disease | 0 | 0 |
| 05 | Deaths | 2 | 0 |
| 06 | Dental | 163 | 401 |
| 07 | Detox Prescriptions Started | 516 | 504 |
| 08 | Dialysis | 108 | 0 |
| 09 | EKGs | 179 | 263 |
| 10 | Employee TB Testing | 110 | 23 |
| 11 | Endocrine Clinic | 218 | 171 |
| 12 | Emergency Room-(Medical) | 78 | 67 |
| 13 | Emergency Room-(Accident) | 0 | 0 |
| 14 | Eye Glass Repair/Exam | 74 | 10 |
| 15 | Flu Vaccines | 32 | 25 |
| 16 | Infectious Disease Clinic | 62 | 102 |
| 17 | INH Clinic | 0 | 0 |
| 18 | INH Prescription Clinic | 0 | 0 |
| 19 | Inmate Health Histories | 851 | 1,007 |
| 20 | Inmate TB Tests | 1,493 | 1,620 |
| 21 | IV Starts | 2 | 0 |

| | PROCEDURE | 2022 | 2023 |
|----|---------------------------------|-------|--------|
| 22 | Laboratory | 560 | 881 |
| 23 | Neurological Consults | 1 | 2 |
| 24 | Neurology Clinic | 148 | 36 |
| 25 | Nurse Sick Call | 1,220 | 1,798 |
| 26 | OBGYN Consults | 26 | 18 |
| 27 | On-Site X-ray | 213 | 248 |
| 28 | Oral Surgery | 2 | 1 |
| 29 | Orthopedic Consults | 23 | 22 |
| 30 | Outside X-ray | 12 | 6 |
| 31 | Meritus Medical Ctr., Inpatient | 38 | 16 |
| 32 | Physical Therapy | 46 | 5 |
| 33 | Physicals | 1,204 | 1,063 |
| 34 | Physician's Sick Call | 87 | 287 |
| 35 | Prescription Medication | 7,654 | 18,329 |
| 36 | Psychotropic Medications | 3,032 | 1,520 |
| 37 | Psychiatrist | 931 | 1,300 |
| 38 | Pulmonary Clinic | 524 | 212 |
| 39 | RPR | 49 | 123 |
| 40 | Suicide Attempts | 3 | 1 |
| 41 | Surgical Consults | 2 | 5 |
| 42 | Urological Consults | 9 | 9 |

2023 Operations Outcome Measures

| | | |
|----|---|-------|
| 01 | Budget for the past 12 months | |
| 02 | Number of staff at the end of the last calendar year (support staff included; DRC & Central Booking staff not included) | 116 |
| 03 | Number of staff who left employment for any reason in the past 12 months | 21 |
| 04 | Total number of credit hours relevant to their facility earned by staff in higher education in the past 12 months | 0 |
| 05 | Number of professional development events (in hours) attended by staff in the last 12 months | 40 |
| 06 | Average Daily Population in the past 12 months | 389 |
| 07 | Number of Admissions in the past 12 months | 1,583 |
| 08 | Number of inmates who were sentenced to the jail for 6 months or more in the past 12 months | 627 |
| 09 | Number of inmates diagnosed with hygiene-related conditions (scabies, lice, or fungal infections) in last 12 months | 4 |
| 10 | Number of inmate injuries (other than fire) requiring medical treatment in the past 12 months | 6 |
| 11 | Number of staff work related injuries (other than fire) requiring medical treatment in the past 12 months | 1 |
| 12 | Number of problems identified by internal health care review that were corrected in the past 12 months | 0 |
| 13 | Number of Sanitation or Health Code violations identified by external agencies in the past 12 months | 0 |
| 14 | Number of Sanitation or Health Code violations corrected in the past 12 months | 0 |
| 15 | Number of incidents involving keys in the past 12 months | 0 |
| 16 | Number of incidents involving tools in the past 12 months | 0 |
| 17 | Number of incidents involving culinary equipment in the past 12 months | 0 |
| 18 | Number of incidents involving medical equipment and sharps in the past 12 months | 1 |
| 19 | Number of rule violations in the past 12 months | 1,104 |
| 20 | Number of assaults—inmate against inmate, inmate against staff—in the last 12 months | 19/26 |

2023 Operations Outcome Measures

| | | |
|----|---|-----|
| 21 | Number of incidents involving contraband in the past 12 months | 64 |
| 22 | Number of weapons found in the facility in the past 12 months | 10 |
| 23 | Total number of disciplinary decisions made in the past 12 months | 410 |
| 24 | Number of controlled substances found in the facility in the last 12 months | 5 |
| 25 | Number of instances in which force was used in the past 12 months | 40 |
| 26 | Number of times staff uses force were found to have been inappropriate in the past 12 months | 0 |
| 27 | Number of inmate grievances filed alleging inappropriate use of force in the past 12 months | 347 |
| 28 | Number of disciplinary incidents resolved informally in the past 12 months | 13 |
| 29 | Number of formal inmate disciplinary decisions that were appealed in the past 12 months | 0 |
| 30 | Number of appealed disciplinary decisions decided in favor of the inmate in the past 12 months | 0 |
| 31 | Total number of hours of community service donated by inmates in the past 12 months | 0 |
| 32 | Total number of inmates who participated in community service work in the past 12 months | 0 |
| 33 | Number of inmates who passed GED exams while confined in the past 12 months | 0 |
| 34 | Total number of grade levels advanced by inmates in the past 12 months | 158 |
| 35 | Total number of hours of volunteer service delivered by members of the community in the past 12 months | 52 |
| 36 | Total number of individual community members who provided voluntary service in the past 12 months | 0 |
| 37 | Number of Program Changes in the last 12 months (requested from an outside auditing agency) | 0 |
| 38 | Number of Program Changes recommended in the last 12 months (requested from an outside auditing agency) | 2 |
| 39 | Un-authorized walk-offs in the last 12 months | 2 |

NOTES





Washington County Sheriff's Office
500 Western Maryland Parkway
Hagerstown, MD 21740

Detention Division (240) 313-2133
Judicial Division (240) 313-2530
Patrol Division (240) 313-2100

www.washcosheriff.com