

WASHINGTON COUNTY SHERIFF'S OFFICE



2018

ANNUAL REPORT

TABLE OF CONTENTS

INTRODUCTION **PAGE**

LETTER FROM THE SHERIFF.....	2
MISSION & VISION STATEMENTS.....	3
BUDGET SUMMARY.....	4
PERSONNEL CHART.....	6

PATROL DIVISION

PATROL QUICK FACTS.....	8
TRAINING & RECRUITMENT.....	9
NARCOTICS TASK FORCE.....	10
GANG INVESTIGATION UNIT.....	10
K-9 UNIT.....	10
TRAFFIC/CRIMINAL INTERDICTION UNIT.....	11
COMMUNITY & SCHOOL RESOURCE DEPUTY PROGRAMS...	11
SPECIAL RESPONSE TEAM (SRT).....	12
SEX OFFENDER REGISTRATION UNIT.....	13
CRIMINAL INVESTIGATION UNIT.....	14
POLICE COMMUNICATIONS & CALL STATISTICS.....	16
DOMESTIC VIOLENCE UNIT.....	22
CRIME ANALYST.....	22
BURGLAR ALARM RESPONSE.....	23
UNIFORM CRIME REPORT (UCR).....	24
DUI/DWI ENFORCEMENT.....	27
ACCIDENT INFORMATION.....	28
TRAFFIC.....	30

CENTRAL BOOKING

ARRESTING AGENCY MONTHLY STATISTICS.....	31
--	----

JUDICIAL DIVISION **PAGE**

COURTROOM SECURITY, PRISONER TRANSPORT.....	32
CIVIL & CRIMINAL PROCESS.....	34
CHILD SUPPORT ENFORCEMENT.....	35
WARRANT TASK FORCE.....	36
WARRANTS/CRIMINAL SUMMONS.....	38
JUDICIAL FLEET.....	39

DETENTION DIVISION

POINTS OF INTEREST.....	40
REVENUES.....	41
FACILITY INSPECTIONS.....	41
BUDGETARY/STAFFING COMPARISONS.....	42
INMATE HOUSING REPORT.....	43
TRAINING & RECRUITMENT.....	44
INMATE DISCIPLINARY STATISTICS.....	45
SECURITY DIVISION.....	46
INMATE POPULATION STATISTICS.....	47
INTAKE OFFICE.....	52
TRANSPORTATION UNIT.....	53
INMATE PROGRAMS.....	54
DAY REPORTING CENTER.....	56
JAIL SUBSTANCE ABUSE PROGRAM (J.S.A.P.).....	57
INMATE VISITING.....	57
INMATE COMMISSARY/ACCOUNTS MANAGEMENT.....	58
CLASSIFICATION.....	59
FOOD SERVICES & INMATE EDUCATION.....	60
MEDICAL & MENTAL HEALTH.....	61
OPERATIONS OUTCOME MEASURES.....	62

FROM THE SHERIFF



**Office of the Sheriff:
Washington County
500 Western Maryland Parkway
Hagerstown, MD 21740-5199
Sheriff Douglas W. Mullendore**

OFFICE: 240-313-2101
FAX: 240-313-2105
Email: dmullendore@washco-md.net



Dear Citizens,

The Washington County Sheriff's Office continues to face a number of challenges as we strive to provide a safer community. Heroin addiction continues to be the largest problem and the root of much of the crime in Washington County. We have been working with our Criminal Justice System partners to address this problem. There were fewer overdose deaths in 2017 than in previous years, but the number of overdoses continue to increase.

The Day Reporting Center (DRC) was established at the end of 2016 and continued to expand and grow throughout 2017. The Sheriff's Office is currently working with the District Court to include pre-trial offenders who are eligible for services at the DRC. In addition, we are working with the Department of Public Safety and Correctional Services to bring back inmates from the Division of Corrections as they are within a year of release back into our community. This will allow us to provide reentry services to these inmates to help them cope and reduce the potential for committing future crimes.

The Sheriff's Office continues to use national standards and techniques for the handling of missing persons. This will help us to control the ability of Human Traffickers to take advantage of our children as they run away or go missing. We put forth a large number of resources into finding missing persons to get them returned home as quickly as possible.

We worked with other federal, state and local law enforcement agencies to investigate and arrest a number of gang members involved in the sale of drugs and guns within our county. Violence among these gang members is on the rise and law enforcement is taking aggressive steps to bring these gang members to justice.

The Washington County Sheriff's Office took the lead in establishing a Strategic Highway Safety Plan to address the increasing number of fatal and serious injury crashes that are occurring in Washington County. We will be implementing many of the identified strategies throughout 2018 in an attempt to reduce these crashes.

Rest assured that the Washington County Sheriff's Office is doing everything within our power to provide a safe environment in which to live and work in Washington County.

Sincerely,

A handwritten signature in black ink that reads "Doug Mullendore".

Sheriff Doug Mullendore

MISSION & VISION STATEMENTS

MISSION STATEMENT

It is the mission of the Washington County Sheriff's Office to provide professional, high quality and effective police, correctional and court security services in partnership with the community and other criminal justice agencies, while continuing to build and maintain these relationships.



VISION STATEMENT

The Washington County Sheriff's Office is committed to providing services that are fair, impartial and effective while holding employees to the highest standards of efficiency, morality and professionalism.

The Sheriff's Office is comprised of skilled dedicated professionals, striving to be proactive, rather than reactive where possible. We are responsible and accountable to each other as well as the public we serve. We believe in the concept of continuous improvement in all our endeavors, always striving to be the best we can be.

BUDGETARY SUMMARY

CENTRAL BOOKING

		FY 2018		FY 2019
Salary Wages & Benefits	\$	925,680.00	\$	898,760.00
Operations	\$	14,680.00	\$	14,990.00
Capital Outlay	\$	0.00	\$	0.00
TOTAL	\$	940,360.00	\$	913,750.00

DETENTION DIVISION

Salary Wages & Benefits	\$	11,078,230.00	\$	11,437,520.00
Operations	\$	3,096,860.00	\$	3,149,760.00
Capital Outlay	\$	255,000.00	\$	0.00
TOTAL	\$	14,175,090.00	\$	14,587,280.00

DAY REPORTING CENTER (BUDGET)

Salary Wages & Benefits	\$	101,540.00	\$	108,995.00
Operations	\$	175,490.00	\$	150,815.00
Capital Outlay	\$	0.00	\$	20,950.00
TOTAL	\$	277,030.00	\$	280,760.00

DAY REPORTING CENTER (GRANT)

Salary Wages & Benefits	\$	100,370.00	\$	105,455.00
Operations	\$	169,630.00	\$	164,454.00
Capital Outlay	\$	0.00	\$	0.00
TOTAL	\$	270,000.00	\$	270,000.00

BUDGETARY SUMMARY

JUDICIAL SERVICES DIVISION

		FY 2018		FY 2019
Salary Wages & Benefits	\$	2,379,460.00	\$	2,627,040.00
Operations	\$	135,650.00	\$	138,820.00
Capital Outlay	\$	21,860.00	\$	0.00
TOTAL	\$	2,536,970.00	\$	2,765,860.00

PATROL DIVISION

Salary Wages & Benefits	\$	9,146,380.00	\$	9,934,170.00
Operations	\$	1,119,160.00	\$	2,013,980.00
Capital Outlay	\$	0.00	\$	22,000.00
TOTAL	\$	10,265,540.00	\$	11,970,150.00

PROCESS SERVERS (JUDICIAL)

Salary Wages & Benefits	\$	138,300.00	\$	149,830.00
Operations	\$	5,590.00	\$	5,980.00
Capital Outlay	\$	0.00	\$	0.00
TOTAL	\$	143,890.00	\$	155,810.00

TOTAL SHERIFF'S OFFICE BUDGET

Salary Wages & Benefits	\$	23,869,960.00	\$	25,261,770.00
Operations	\$	4,717,060.00	\$	5,638,890.00
Capital Outlay	\$	276,860.00	\$	42,950.00
GRAND TOTAL	\$	28,608,880.00	\$	30,943,610.00

PERSONNEL CHART

ADMINISTRATION

Sheriff	1
Colonel	1
Civilian	1
TOTAL	3

CENTRAL BOOKING

Lieutenant	1
Deputy First Class	6
Deputy	3
TOTAL	10

DETENTION DIVISION

Major	2
Captain	2
Lieutenant	4
Sergeant	14
Corporal	0
Deputy First Class	57
Deputy	28
Civilian	13
Vacancies	4
TOTAL	124

DAY REPORTING CENTER

Day Reporting Director	1
Deputy First Class	1
TOTAL	2

PERSONNEL CHART

JUDICIAL PROCESS SERVERS

Process Servers	2
Civilians	1
TOTAL	3

JUDICIAL DIVISION

Major	1
Lieutenant	1
Sergeant	2
Corporal	0
Deputy First Class (Sworn)	12
Deputy First Class (Non-Sworn)	4
Deputy	1
Civilian	10
TOTAL	31

PATROL DIVISION

Major	1
Captain	2
Lieutenant	6
Sergeant	11
Corporal	4
Deputy First Class	30
Deputy	24
Civilian	15
Vacancies	5
TOTAL	98

PERSONNEL SUMMARY

Administration	3
Central Booking	10
Detention Division	124
Day Reporting Center	2
Process Servers	3
Judicial Division	31
Patrol Division	98
TOTAL SHERIFF'S OFFICE PERSONNEL	271



WASHINGTON COUNTY SHERIFF'S OFFICE PATROL DIVISION



2018 PATROL DIVISION QUICK FACTS

	2017	2018
Calls for Service	71,456	70,798
Traffic Citations Issued	6,685	7,666
Traffic Warnings Issued	12,644	10,284
Safety Equipment Repair Orders Issued	468	523
Driving While Under the Influence Arrests	169	203
Adult Arrests	3,578	3,455
Adult Alcohol Citations	14	6
Accident Reports	778	787
Domestic Violence Homicide	0	1
Property Reported Stolen	\$2,534,198	\$2,866,814
Patrol Fleet Miles Driven	1,334,471	1,412,716
Juvenile Alcohol Citations	7	52
Juvenile Arrests	313	250
Domestic Violence Calls	809	898

TRAINING & RECRUITMENT

2018 AT A GLANCE

- ◆ Numerous Patrol, Judicial and Detention personnel attended 4 job fairs to recruit applicants.
- ◆ Out of 70 applicants for Patrol or Judicial, 14 passed all testing phases and were placed on an eligibility list.
- ◆ During the year 2018, twelve Deputy and two civilian positions were filled for the Sheriff's Office.

SPECIALIZED TRAINING

Many employees attended specialized training in topics such as:

- General Instructors & Field Training Officer Certification School
- Cell Phone Technology and Forensic Data Recovery
- Active Shooter Instructor Certification
- Anti-Terrorism Training
- Crash Reconstruction
- Crime Prevention
- Criminal Suspect Vehicle Surveillance Techniques
- Drug Interdiction
- Street Gang and Motorcycle Gang Awareness
- Interviews and Interrogations and Identifying Deceptive Behavior
- Hostage Negotiation
- Computer Crimes Certification & Cell Phone Data Recovery
- Law Enforcement Officers Bill of Rights
- School Violence and School Safety

IN-SERVICE TRAINING

Every police officer is mandated by the State of Maryland to successfully complete 18 hours of annual in-service training. Training topics included are:

- Tactical Medicine and Emergency First Aid
- Firearms Safety and Use of Force
- Defensive Tactics, Police Baton, O.C. Spray and Taser Certification
- Autism & Police Interaction
- Dealing with the Mentally ILL
- Handling Identity Theft
- Rape and Sexual Assault
- Child Exploitation
- Airport Security
- Agency All Hazard Plan
- Dealing with Sovereign Citizens

ENTRANCE LEVEL POLICE OFFICER

All newly hired Patrol Deputies must attend an entry-level police academy. Newly hired officers attend a Maryland Police and Correctional Training Certified Academy within Maryland.

FIELD TRAINING OFFICER

The Field Training Program requires a minimum of four months training. The recruit is assigned to work each day with a deputy that has received specialized training as a Field Training Officer (FTO). The FTO monitors, and mentors the recruit. A detailed progress and activity report is maintained and reviewed weekly by the patrol supervisor. Upon the recruit's successful completion of the FTO program, the Maryland Police Training Commission is notified in writing, and the recruit is then certified as a law enforcement officer.

FIREARMS QUALIFICATION

All Sheriff's Office Deputies are required to qualify annually with department issued handguns. A minimum of two hours of classroom instruction is mandated. The Deputy is then required to pass a live fire training course. The officer must qualify by scoring at least a 70% during both day light and reduced light firing. In addition to live fire each deputy is mandated to satisfactorily complete a firearms judgmental course. This training is provided by the use of a Firearms Training Simulator (F.A.T.S machine). This video-based simulation system gives the deputy different real-life scenarios. Using the F.A.T.S. machine, deputies must decide based on the circumstances if they should shoot a suspect or not. Each officer is also required to qualify with a department issued shotgun.

NARCOTICS TASK FORCE (NTF)

2018 AT A GLANCE

- ◆ Heroin and opiates continue to be the drugs most investigated by the Narcotics Task Force.
- ◆ Narcotics Task Force opened 459 investigations in 2018 which led to the arrests of 168 persons. The majority of the arrests involved distribution of Heroin (50), Crack Cocaine (34), Powder Cocaine (21), and Marijuana (13).
- ◆ Narcotics Task Force responded to 347 heroin overdoses; of which 63 were fatal.
- ◆ Narcotics Task Force executed a total of 50 search and seizure warrants.
- ◆ Narcotics Task Force seized 14 firearms of various makes and models.
- ◆ Narcotics Task Force seized 30 vehicles and were awarded forfeiture by the Circuit Court of Washington County.
- ◆ Narcotics Task Force seized over \$207,000.00 in cash and assets.

GANG INVESTIGATION UNIT

2018 AT A GLANCE

- ◆ The Gang Unit identified and validated approximately 84 total gang members and associates.
- ◆ Gang Unit provided 75 documented assists to State, Federal and local entities regarding gang information.
- ◆ 488 known gang members or associates were arrested for various crimes throughout Washington County in 2018.
- ◆ Gang Unit assisted Narcotics Task Force with numerous drug arrests where the targets were gang members or associates. The Gang Unit also assisted in and/ or investigated numerous Heroin related overdoses.

K-9 Unit

The Washington County Sheriff's Office K-9 unit consists of (4) four WCSO deputies and their assigned K-9 partners, consisting of (2) two cross-trained German Sheppard patrol/detection K-9's, (1) one Labrador Retriever trained in narcotics detection, and (1) one Bloodhound trained in tracking/trailing of persons. In 2018 WCSO deployed their K-9's one hundred and ninety-four (194) times for various calls for service supporting WCSO and surrounding agencies. All WCSO K-9's and their partners certify annually with the North American Police Work Dog Association.

TRAFFIC / CRIMINAL INTERDICTION UNIT



TRAFFIC/CRIMINAL INTERDICTION UNIT

The Washington County Sheriffs Office Traffic / Criminal Interdiction Unit (TCIU) is comprised of two Sheriffs' Office deputies. Their duties and responsibilities include: to address on-going traffic safety problems identified through crash data analysis and complaints received from the citizens of Washington County through the use of selective enforcement activities, saturation patrols, and high visibility traffic enforcement.

Another duty is to utilize a problem oriented policing approach and address criminal activity through the use of proactive enforcement, criminal interdiction, and covert surveillance techniques in known locations in Washington County, Maryland. Lastly, to enforce Federal Motor Carrier Safety Administration (FMCSA) regulations by conducting commercial motor vehicle safety inspections in Washington County, Maryland.

COMMUNITY DEPUTY PROGRAM

The town of Williamsport has contracted the services of one Community Deputy, who acts as the town's police force and is supported by the Patrol Division during hours when the Community Deputy is not working. Dfc. Jason Crawford has been serving the town's people since 2015. Dfc. Crawford has developed a great working relationship with the Town of Williamsport Officials; which results in positive community relations with the town's people, businesses, and visitors of the many historic sites. Dfc. Crawford actively participates in community events; such as National Night Out, The Williamsport Secret Santa, Christmas Parade Planning Committee, Canal Days, Trick or Treat patrol, July 4th in Byron Park, and The Polar Bear Plunge, to name a few.

SCHOOL RESOURCE DEPUTY PROGRAM

The Washington County Sheriff's Office and the Washington County Board of Education have partnered together to provide School Resource Deputies to schools in Washington County. School Resource Deputies are assigned to Clear Spring, Williamsport, Boonsboro and Smithsburg High Schools and provide coverage for the local Middle Schools and feeder elementary schools as well.

The School Resource Deputies provide security at their assigned schools, provide services to school staff dealing with disciplinary issues, criminal matters and counseling troubled students.

SPECIAL RESPONSE TEAM (SRT)

2018 AT A GLANCE

- ◆ The Special Response Team was utilized 23 times during 2018:
- ◆ 9 - Narcotics Task Force / U.S. Drug Enforcement Administration
- ◆ 6 - Washington County Sheriff's Office
- ◆ 4 - Hagerstown Police Department
- ◆ 4 - Assist other Police Departments
- ◆ Assisted with the execution of 7 Search and Seizure warrants

The **Washington County Special Response Team** is comprised of members of the Hagerstown Police Department and the Washington County Sheriff's Office. Each member of the team is selected by undergoing rigorous physical fitness; marksmanship and tactical training as well as mandatory attendance of a grueling three week long SWAT school sponsored by the Howard County Police Department/Tactical Section.

Special Response Team Specialized Training:

- 1st Aid Classroom/ Practical training
- Active shooter
- Barricade subject training with Negotiators
- Clearance Concepts/Threat Hierarchy
- Explosive Breaching
- Hazmat Training/ SCBA's
- Hostage Rescue
- K9 Training/ building entries
- Range/ Shooting scenario
- SWAT Olympics at range
- SWAT, Special Weapons and Tactics
- Team movements at airport on airplane
- Team movements/ building searches
- Vehicle take downs/ bus assaults
- FTX Training Exercise

HIGH RISK/BARRICADES

- | | | | |
|------------|--|------------|--|
| • 01/17/18 | Narcotic Search and Seizure Warrant | • 06/06/18 | ALCO-NTF Search Warrant |
| • 01/21/18 | Shots Fired / Barricaded Subject | • 06/18/18 | Two Narcotic Search and Seizure Warrants |
| • 01/24/18 | MSP Firearms Investigation | • 07/18/18 | Burglary Investigation/Search Warrant |
| • 02/10/18 | Possible Barricade | • 09/23/18 | Domestic /Firearms |
| • 02/15/18 | Narcotic Search and Seizure Warrant | • 09/24/18 | Baltimore City/HPD Warrant |
| • 03/29/18 | Narcotic Search and Seizure Warrant | • 10/05/18 | WTF Assist |
| • 04/06/18 | Frederick County Knock and Announce | • 10/16/18 | WTF Assist/Barricaded Subject |
| • 04/18/18 | DPU Warrant | • 10/24/18 | Narcotic Search and Seizure Warrant |
| • 05/01/18 | Residential Search Warrant | • 12/07/18 | Narcotic Search and Seizure Warrant |
| • 05/02/18 | Homicide Investigation | • 12/19/18 | Two Narcotic Search and Seizure Warrants |
| • 05/10/18 | Armed Robbery Investigation/Search Warrant | | |

SEX OFFENDER REGISTRATION UNIT

2018 AT A GLANCE

- ◆ On December 31, 2018, there were 164 Tier III offenders, 39 Tier II offenders and 38 Tier I offenders registered in Washington County
- ◆ All are male with the exception of 2 females.
- ◆ All reside in Washington County with the exception of 17 who reside out of state, but are employed in Washington County.
- ◆ In 2018, initial registrations were completed for 14 Tier III offenders, 6 Tier II offenders, 10 Tier I offenders, and no sexually violent predators.
- ◆ 10 persons were charged with various violations of the registry laws. Violations involved offenders failing to notify registry within 3 days of an address change, providing false information, entering onto real property that is used for public secondary education and failure to register as a sex offender as required.
- ◆ The residence of each sex offender is verified once every 8 weeks. Approximately 1,172 address verifications were conducted in 2018.
- ◆ The Sheriff's Office processed 1,143 registration appointments in 2018.

SEX OFFENDER REGISTRATION

Tier I Sex Offender must register every six months for fifteen years. Some offenses are 4th Degree Sex Offense and Possession of Child Pornography.

Tier II Sex Offender must register every six months for twenty-five years. Some offenses are Distribution of Child Pornography, Sexual Solicitation of a Minor, 3rd Degree Sex Offense - Sexual Act (offender is at least four years older than victim) or Vaginal Intercourse (offender is at least twenty-one years old) which is a Statutory Offense where victim was a fourteen or fifteen year old.

Tier III Sex Offender is the most serious classification and must register every three months for life. Some offenses are Child Kidnapping, Rape 1st, 2nd, and 3rd Degree, 1st, 2nd, and 3rd Degree Sex Offenses, Sexual Abuse of a Minor, all Attempted Rapes and Sex Offenses.

Sexually Violent Predator registers every three months for life. This offender is convicted of a sexually violent offense and has been determined to be at risk of committing another sexually violent offense.

Homeless Offenders with no fixed address must report and register weekly.

CRIMINAL INVESTIGATION UNIT

2018 AT A GLANCE

- ◆ 261 cases investigated by the Criminal Investigation Unit in 2018.
- ◆ 209 firearms seized during 2018 from the service of protective violence orders.
- ◆ 165 firearms were returned after the protective violence orders expired in 2018.

Computer Voice Stress Analyzer

Select members of the Criminal Investigation Unit (3) have been specially trained in the use of a truth verification device; better known as a Computer Voice Stress Analyzer or C.V.S.A. The C.V.S.A. is an instrument or computer which records a person's voice and analyzes changes in voice pattern that have been scientifically proven to indicate deception.

During the calendar year 2018, a total of thirty-five (35) C.V.S.A. tests were administered by our highly trained operators. Thirty-two (32) persons were tested for pre-employment purposes; three (3) were suspects in criminal cases.

Digital Investigative Forensic Unit

In 2018, two Detectives received specialized training in the forensic examination of cellular telephones seized during criminal investigations. Specialized equipment was purchased through various grants to assist in retrieving this information. Detectives were able to gather invaluable information through these examinations that assisted in countless arrests and convictions of a multitude of different investigations. Their expertise and specialized equipment was also utilized by various outside police agencies as well. A total of fifty-four (54) forensic cellular telephone examinations, sixteen (16) computer drive examinations, and twenty-nine (29) search warrants were performed during 2018. A total of thirteen (13) cyber tips of Child Pornography/Solicitation were investigated in 2018 as well.

CONTROLLED DANGEROUS SUBSTANCE (CDS)

CDS Destroyed	151
CDS Received	126
Training Use	0
Total CDS in WCSO Inventory	214

STATISTICAL ARREST INFORMATION

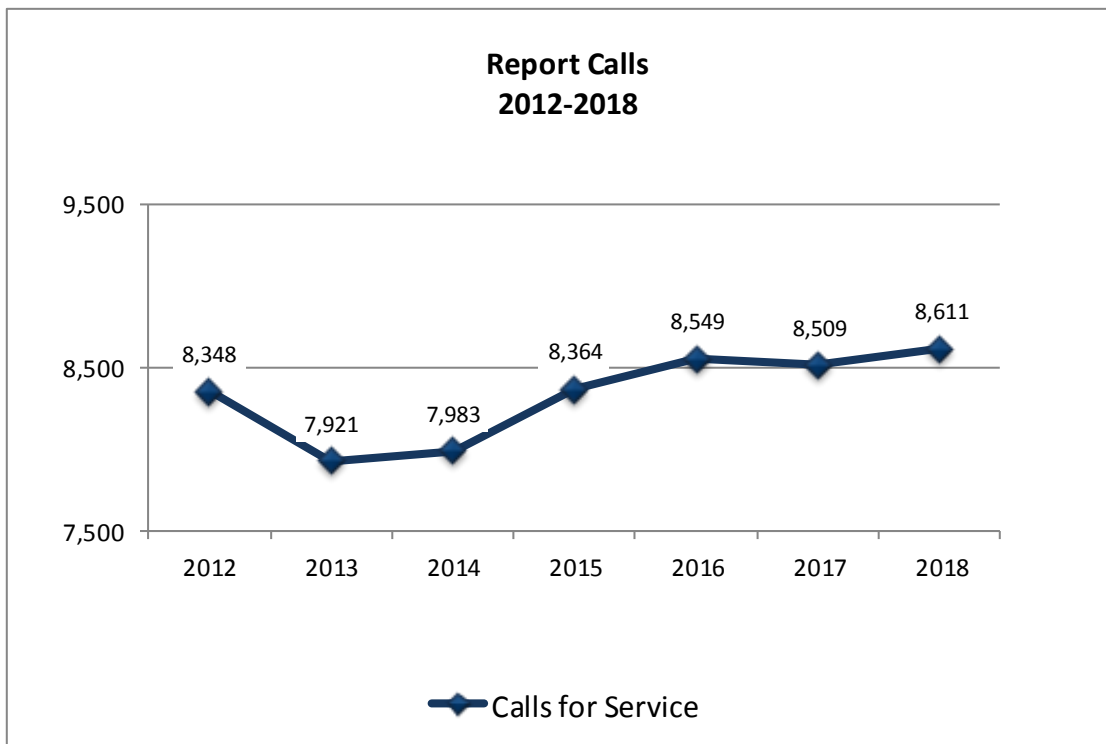
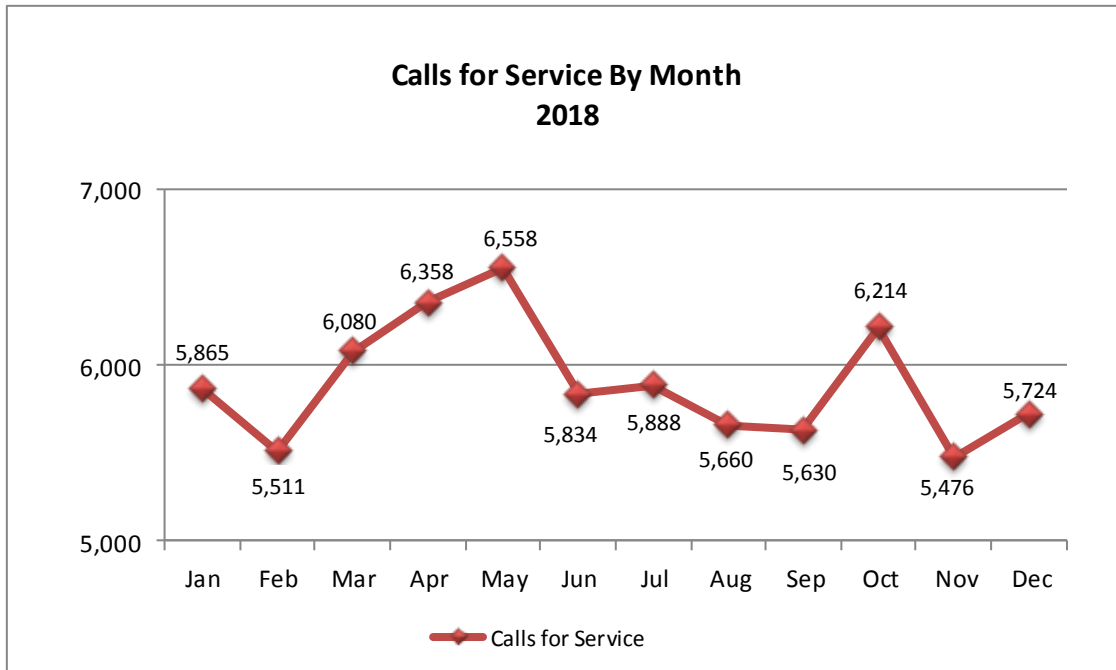
	ARRESTS	SEARCH & SEIZURE WARRANTS
CIU	89	55

CRIMINAL INVESTIGATION UNIT

FIREARMS		
Firearms Received (excluding Protective Orders)	Hand Guns	47
	Long Guns	52
	Other	0
	Total	102
Firearms Released	Hand Guns	5
	Long Guns	13
	Other	0
	Total	18
Firearms Destroyed		21
Firearms to be Sold	Long Guns	19
	Other	0
	Total	19
Firearms in WCSO Inventory	Hand Guns	215
	Long Guns	89
	Other	0
	Total	304

PROPERTY ROOM AND FIREARMS DISPOSAL	
New Property/Evidence added in 2018	2,402
Property/Evidence destroyed	1,243
Property/Evidence released	823
Total Property/Evidence in WCSO Inventory	5,990

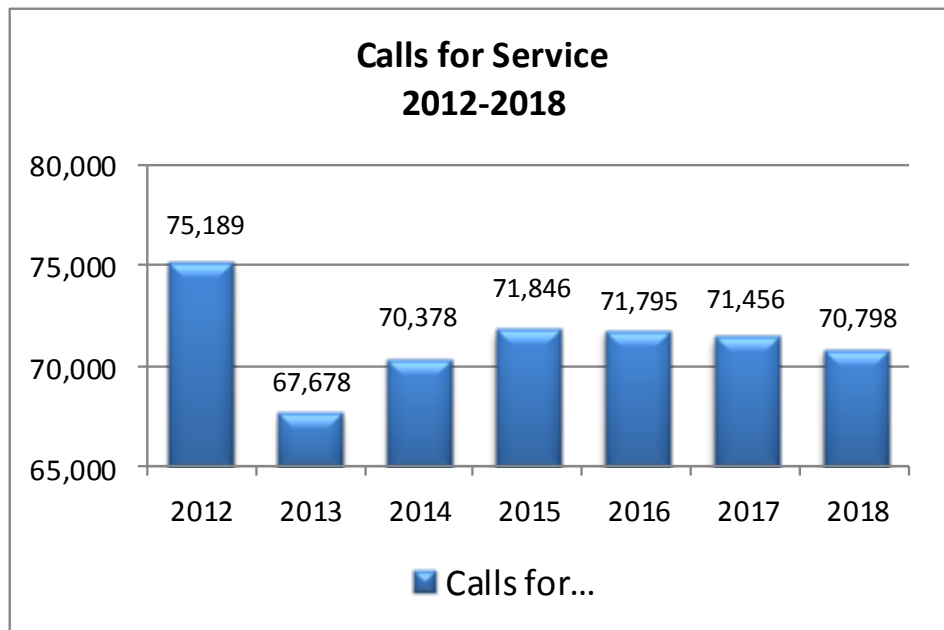
POLICE COMMUNICATIONS AND CALLS STATISTICS



POLICE COMMUNICATIONS

CALLS FOR SERVICE BY COMMUNITY

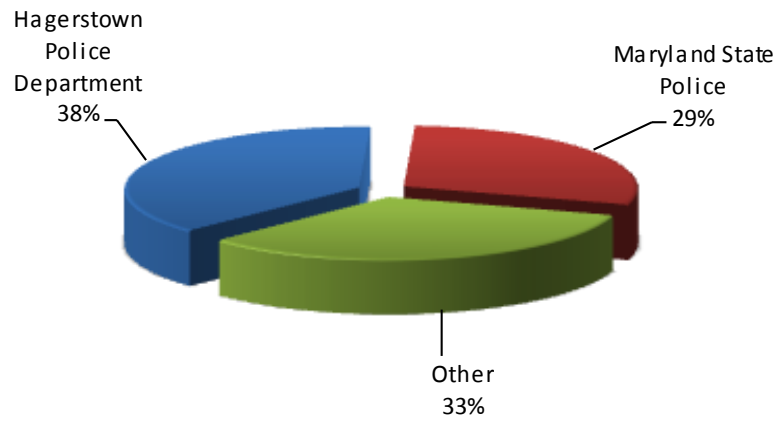
	2014	2015	2016	2017	2018
Boonsboro	695	596	645	553	752
Clear Spring	661	806	616	825	678
Funkstown	922	832	929	1,018	1,676
Hagerstown	10,360	10,212	10,115	10,506	9,870
Hancock	677	834	826	633	789
Keedysville	306	239	157	364	193
Maugansville	2,253	2,576	2,612	2,513	1,488
Sharpsburg	463	425	423	778	762
Smithsburg	412	537	538	570	821
Williamsport	4,305	4,977	4,629	4,266	3,438
Hagerstown Airport	746	835	832	972	1,058
Valley Mall	3,125	3,647	3,738	3,071	3,511
Prime Outlets	395	426	430	427	348
Remainder of County	45,058	44,907	45,305	44,960	45,324
TOTAL CALLS	70,378	71,846	71,795	71,456	70,798



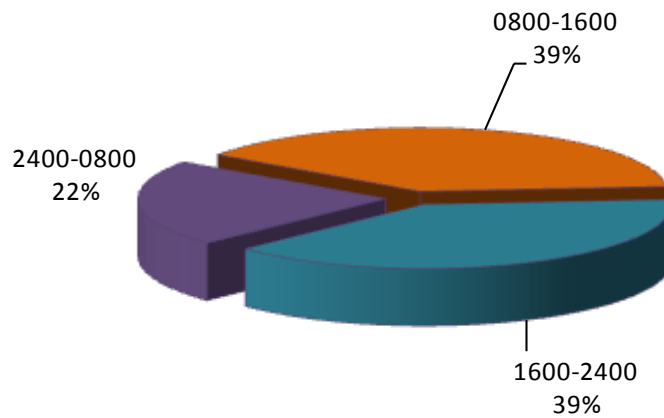
POLICE COMMUNICATIONS

The Sheriff's Office rendered assistance to other Police Agencies 1,922 times in 2018.

Assist Other Police Department



Assistance by Shift



POLICE COMMUNICATIONS

Call Situation	2017	2018
911 Hang-Up	286	264
ATL-Attempt to Locate	103	87
Abandoned Motor Vehicle	105	68
Abuse to Elderly/Mentally Challenged	16	24
Accident-Fatal	0	2
Accident-Personal Injury	261	239
Accident-Property Damage	488	539
Administrative Assignment	889	854
Aircraft Crash	1	2
Air Landing Problem, etc.	0	0
Alarm	2,446	2,538
Alcohol Violations	7	7
Animal Bite	126	103
Animal Complaint (Other than Bite)	328	373
Arson Reported	2	1
Arson in Progress	3	0
Assault Reported	280	238
Assault in Progress	156	123
Assist EMS	509	501
Assist Fire Department	72	88
Assist Non-Police Agency	71	76
Assist Other Police Department	1,943	1,922
Attempted Suicide Reported	13	22
Attempted Suicide in Progress	126	137
Background Investigation (Applicant)	30	30
Bank Check	2	4
Bomb Threat	4	3
Bombing/Explosive Incident	2	0
Bribery	0	0
Burglary Reported	291	285
Burglary in Progress	126	142
CDS/Drug Violations	438	400

Call Situation	2017	2018
Call Referred or Handled by Other PD	366	434
Carjacking Reported	1	0
Carjacking in Progress	0	0
Check Well Being	1,183	1,310
Child Abuse	23	26
Child Neglect	60	33
Child Sex Offender Address Check	0	2
Civil Matter	37	16
Civil Order Address Check	1	0
Code Violation	0	0
Community Policing	16	13
Composite/Facial Recognition	0	0
Computer Forensic Processing	0	0
Contractual Overtime	816	1,346
Counterfeiting	29	21
Court	1,319	1,272
Credit Card Offenses	5	1
Crime Prevention/Public Relations	17	6
Crime Scene Processing	4	3
Death-Attended/Unattended	143	125
Death Notification	12	15
Directed Enforcement	0	9,639
Disorderly Conduct/ Disturbance	1,574	1,643
Domestic Reported	178	160
Domestic in Progress	631	738
Driving While Intoxicated	169	206
Drowning	1	1
Embezzlement Reported	1	0
Emergency Commitment	487	441
Escape	2	2
Escort	8	3
Eviction	22	19

POLICE COMMUNICATIONS

Call Situation	2017	2018	Call Situation	2017	2018
Executive Protection Detail	0	0	Juvenile Offenses-Truant/Out of Control	162	205
False Report of Crime	4	1	Kidnapping/Abduction Reported	3	3
Fingerprinting	32	35	Kidnapping/Abduction in Progress	1	1
Firearms Record Check	0	2	Littering	28	48
Firearms/Weapons-Surrender	46	48	Locked out of or in Vehicle or Building	6	3
Fireworks Complaint	71	90	Loitering	21	11
Flee/Elude Police Pursuit	11	20	Lost/Found Property (Not Stolen)	108	99
Follow-up Part 1	899	817	Lost/Found Property Reported	137	152
Follow-up Part 11	2,521	2,155	Lost or Found Person not Reported Missing	51	38
Follow-up Part 111	523	467	Malicious Destruction to Property Reported	401	312
Forgery	5	2	Malicious Destruction to Property in Progress	50	38
Fraud/Bad Check Reported	302	296	Mental Disturbance	172	145
Fraud/Bad Check in Progress	15	9	Miscellaneous	23	23
Gambling Violations	1	0	Miscellaneous Court Paper Attempted	48	59
Gang Awareness Presentation	0	0	Miscellaneous Court Paper Service	39	42
Gang Graffiti	1	0	Missing Person	258	259
Grant-School Bus	62	77	Natural Disaster	0	0
Harassment	365	303	Noise Complaint	277	249
Homicide	2	0	Notifications	6	0
Homicide-Reported	1	1	Obstructing/Hindering Police Officer	5	1
Impersonating a Police Officer	0	0	Parking Complaint/Offense	242	319
Indecent Exposure/Indecency	24	26	Patrol/Sector Check Made	3,531	3,607
Industrial/Agricultural Accident	3	0	Patrol/Sector Check Requested	164	119
Injured/Sick Person	15	21	Perjury	0	0
Interim ERPPO Attempt	0	0	Police Information	559	678
Interim ERPPO Service	0	4	Polygraph/CVSA Examination	0	0
Interim Peace Order Attempted	128	74	Pornography	8	2
Interim Peace Order Service	115	84	Prisoner Transport	47	39
Interim Protective Order Attempted	310	241	Prostitution	2	1
Interim Protective Order Service	367	283	Prowler	7	8
Intoxicated Person	94	46	Public Nuisance	7	8
Intoximeter Test	74	106	Rape/Sex Offense Reported	56	52

POLICE COMMUNICATIONS

Call Situation	2017	2018
Rape/Sex Offense in Progress	3	1
Recovery of Stolen Vehicle	39	30
Removed Abandoned Motor Vehicle	2	0
Repossession of Vehicle	371	334
Riot/Crowd Control	0	0
Robbery Reported	13	7
Robbery in Progress	24	18
SRT/Hostage Negotiator Callout	17	24
School Checks	14	115
Search Warrant or Consent Search of Vehicle or Building	46	26
Service to Advise	793	886
Service to Standby	183	220
Sex Offender Registration	3	0
Sobriety Check Point	0	0
Special Assignment	496	382
Stolen Property-Possess/Buy/Receive/Recover	7	11
Suicide Reported	6	11
Summons Attempted	1,437	1,527
Summons Service	1,328	1,376
Suspicious Person/Subject Stop	1,014	922
Suspicious Vehicle	924	837
Tampering with Motor Vehicle	31	54
Tavern Checks	1	0
Telephone Misuse	5	1
Temporary ERPPO Attempt	0	1
Temporary ERPPO Service	0	2
Temporary Peace Order Attempted	489	367
Temporary Peace Order Service	311	261
Temporary Protective Order Attempted	536	473
Temporary Protective Order Service	547	471

Call Situation	2017	2018
Theft from Motor Vehicle in Progress	11	15
Theft Reported	878	845
Theft from Motor Vehicle Reported	340	354
Theft in Progress	242	330
Tobacco Violations	18	43
Towed Motor Vehicle	279	321
Towed Vehicle Release	1	2
Traffic Complaint/Arrest	664	651
Traffic Direction	131	15
Traffic Enforcement Performed	96	204
Traffic Enforcement Requested	14	21
Traffic Hazard	300	408
Traffic Signs/Signals-Damaged/Malfunctioning	55	63
Traffic Stop	11,912	10,639
Training	355	482
Trespassing	269	251
Unauthorized Use of Motor Vehicle	39	43
Undesirable	399	347
Unsecured Door or Window	71	58
Urination in Public	5	2
Vandalism (No Damaged)	75	48
Vehicle-Disabled/Assistance	551	504
Vehicle Theft Reported	116	108
Vehicle Theft in Progress	11	6
Violation-Sex Offender Registration	0	1
Violation of Protective Order or Peace Order-In Progress	60	31
Violation of Protective Order or Peace Order-Reported	29	15
Warrant Attempted	3,008	2,097
Warrant Service	2,283	2,207
Weapons-Discharged/ Shots Fired	136	106
Weapons Violations	39	24

DOMESTIC VIOLENCE UNIT

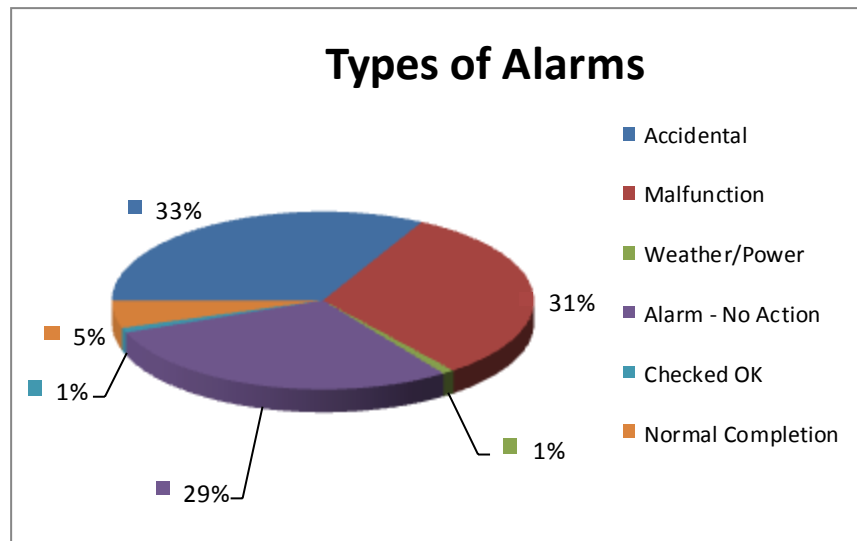
The Washington County Sheriff's Office, Hagerstown Police Department, State's Attorney's Victim/Witness Coordinator Unit and Court Appointed Special Advocates, (CASA) have been conducting multi-disciplinary meetings every month. These agencies meet in order to coordinate efforts to enhance services for domestic violence victims, families, witnesses and suspects. During 2018, six hundred and eight Domestic Violence Reports were submitted by deputies and one hundred nineteen visits were made to victim's homes.

	JAN	FEB	MAR	APR	MAY	JUN	JULY	AUG	SEP	OCT	NOV	DEC	TOTALS
Lethality screens administered	28	23	20	26	27	28	26	20	34	30	24	32	318
Number of positive screens	15	11	10	8	16	15	17	12	13	13	12	18	160
Number of negative screens	10	8	7	14	9	9	6	4	16	12	7	9	111
Number of screens where victim	3	4	3	4	2	4	3	4	5	5	5	5	47
Number of victims who spoke to	3	2	0	3	0	3	2	4	2	2	1	2	24
Not Administered	13	24	14	27	17	25	14	25	30	29	33	39	290

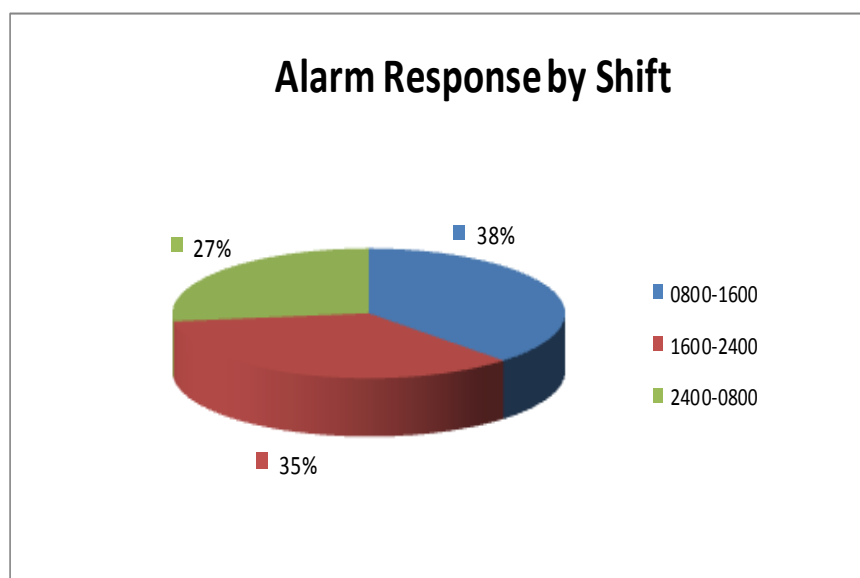
CRIME ANALYST

- The main purpose of the crime analyst position is to identify and forecast future crime patterns, series and trends.
- The Crime Analyst uses information from crime reports to prepare maps, crime bulletins, and tactical analysis on Part I Crime, (homicide, rape, robbery, aggravated assault, burglary, larceny, motor vehicle theft and arson).
- Analysis reports and recommendations are used by Command Staff and Patrol Division Supervisors to address crime trends.
- Acts as liaison with allied agency Crime Analysts and Criminal Investigators to share crime data and resources.

BURGLAR ALARM RESPONSE



Out of 2,544 burglar and robbery alarms received in 2018, **0%** of all alarm activations were caused by actual criminal activity. The alarms were caused by severe weather conditions, negligence on the part of the alarm owner, or by accidental activation.



UNIFORM CRIME REPORT (UCR)

UCR STOLEN PROPERTY

		2014	2015	2016	2017	2018
Currency	\$	436,471	\$ 911,591	\$ 902,626	\$ 1,086,256	\$ 756,034
Jewelry	\$	265,458	\$ 244,763	\$ 75,363	\$ 66,283	\$ 174,353
Clothing	\$	56,190	\$ 69,914	\$ 50,478	\$ 45,428	\$ 76,188
Stolen M/V	\$	1,086,662	\$ 875,232	\$ 1,175,303	\$ 1,136,929	\$ 1,226,122
Office Equip	\$	55,274	\$ 18,772	\$ 28,199	\$ 131,499	\$ 401,705
TV / Radio	\$	106,794	\$ 73,356	\$ 96,282	\$ 61,494	\$ 53,450
Firearms	\$	34,718	\$ 44,258	\$ 81,526	\$ 34,883	\$ 36,514
Household	\$	62,916	\$ 68,022	\$ 13,697	\$ 12,647	\$ 17,997
Consumables	\$	20,010	\$ 23,040	\$ 9,984	\$ 6,426	\$ 6,606
Livestock	\$	13,001	\$ 600	\$ 150	\$ 250	\$ 0
Misc.	\$	210,246	\$ 435,565	\$ 154,197	\$ 70,098	\$ 117,845
TOTALS	\$	2,347,740	\$ 2,765,113	\$ 2,587,805	\$ 2,652,193	\$ 2,866,814

UCR STOLEN PROPERTY RECOVERED

		2014	2015	2016	2017	2018
Currency	\$	19,881	\$ 22,365	\$ 3,977	\$ 4,248	\$ 28,672
Jewelry	\$	10,265	\$ 8,965	\$ 7,273	\$ 150	\$ 1,200
Clothing	\$	9,557	\$ 3,475	\$ 7,685	\$ 1215	\$ 3,333
Stolen M/V	\$	320,302	\$ 168,800	\$ 273,500	\$ 174,800	\$ 126,351
Office Equip	\$	1,915	\$ 900	\$ 2,500	\$ 800	\$ 0
TV / Radio	\$	12,834	\$ 4,959	\$ 3,633	\$ 34,500	\$ 329
Firearms	\$	5,031	\$ 525	\$ 5,900	\$ 1,645	\$ 6,600
Household	\$	665	\$ 52	\$ 2,102	\$ 0	\$ 692
Consumables	\$	1,257	\$ 1,127	\$ 843	\$ 59	\$ 634
Livestock	\$	0	\$ 0	\$ 0	\$ 0	\$ 0
Misc.	\$	10,329	\$ 4,567	\$ 2,892	\$ 2,302	\$ 430
TOTALS	\$	392,036	\$ 215,735	\$ 310,305	\$ 219,719	\$ 168,241

UCR ARREST BY OFFENSE

OFFENSE	2014	2015	2016	2017	2018
All Other Offenses	1,901	1,862	1,707	1,724	1,757
Arson	3	3	8	13	9
Breaking & Entering	125	114	158	138	141
Disorderly Conduct	19	6	8	10	7
Driving Under Influence	226	217	143	151	120
Embezzlement	7	5	0	3	0
Felonious Assault	184	253	225	320	313
Forcible Rape	7	14	2	11	7
Forgery & Counterfeiting	12	17	14	5	5
Fraud	35	15	23	7	12
Liquor Laws	4	11	2	3	5
Manslaughter by Negligence	1	2	2	1	0
Motor Vehicle Theft	40	34	30	35	28
Murder & Non Negligence Manslaughter	8	10	4	8	7
Offenses Against Family & Children	66	69	80	91	62
Other Assaults	359	288	336	327	258
Possession of Opium or Cocaine	57	57	53	80	63
Possession of Other Dangerous Drugs	33	33	29	49	30
Possession of Marijuana	109	24	25	34	32
Possession of Synthetic Drugs	1	24	4	7	6
Prostitution / Commercialized Vice	1	11	2	5	1
Robbery	36	34	84	63	52
Run Away	0	1	1	0	0
Sale / Manufacture of Drugs	129	129	150	178	132
Sale/ Manufacture of Marijuana	13	14	19	29	26
Sale / Manufacture of Synthetic Drugs	17	25	19	36	29
Sex Offenses	15	12	30	15	20
Stolen Property	2	7	0	1	0
Theft	461	451	424	413	442
Vandalism	62	64	59	89	63
Weapons— Carrying / Possession	24	24	30	39	40
TOTAL ARRESTS	3,957	3,830	3,671	3,885	3,667

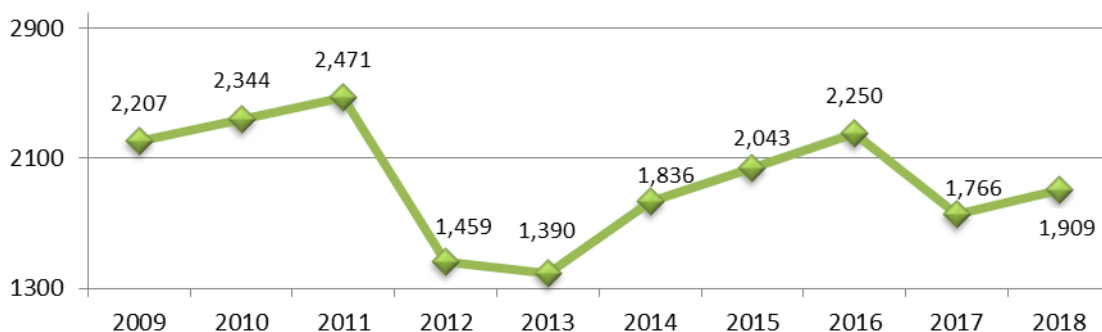
UNIFORM CRIME REPORT (UCR)

The Uniform Crime Index Report shows the Crime Rate for Part I Offenses versus the resident population for Washington County. Part I Offenses are classified as the following: Murder, Rape, Robbery, Aggravated Assault, Breaking or Entering, Larceny Theft, Motor Vehicle Theft and Arson. In 2018 the Crime Rate for Washington County was 1,909 victims for every 100,000 population.

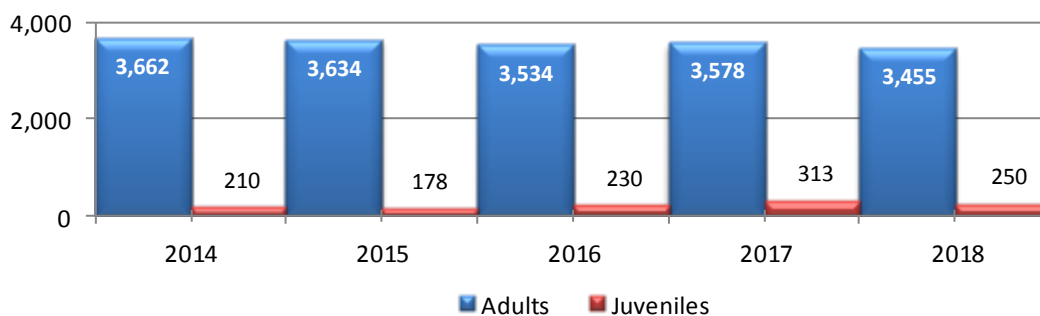
STATISTICAL UCR INFORMATION FOR WASHINGTON COUNTY

	Murder	Rape	Robbery	Assault	Burglary	Theft	Vehicle Theft	Arson	Total Offenses
2018	3	16	30	457	295	1049	50	9	1,909
2017	2	16	25	462	281	875	92	13	1,766
2016	1	7	35	485	416	1201	105	8	2,250
2015	4	15	20	386	462	1078	75	3	2,043
2014	2	8	35	401	365	934	90	1	1,836

Washington County Uniform Crime Index Report



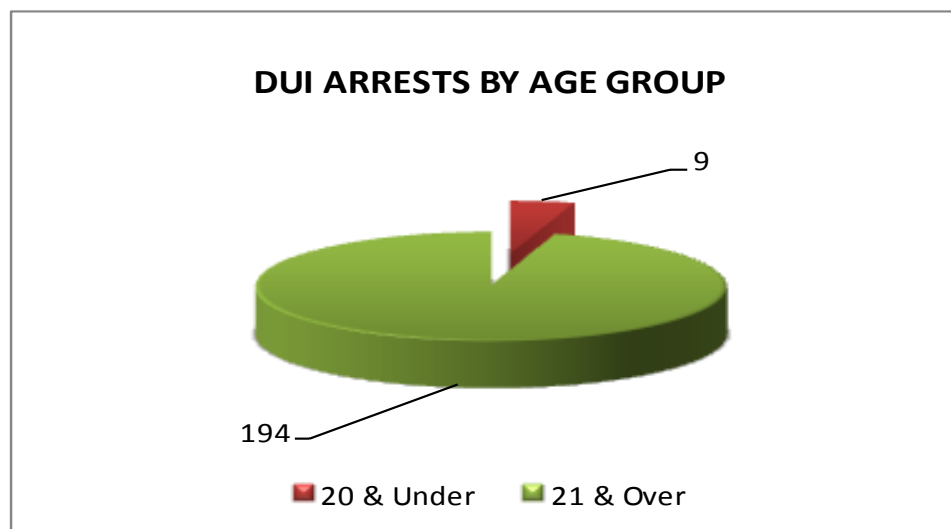
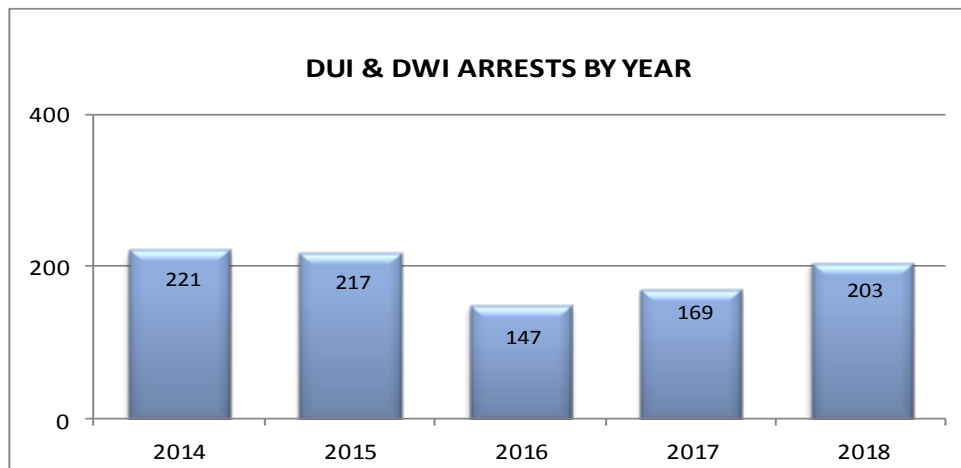
Arrests by Year



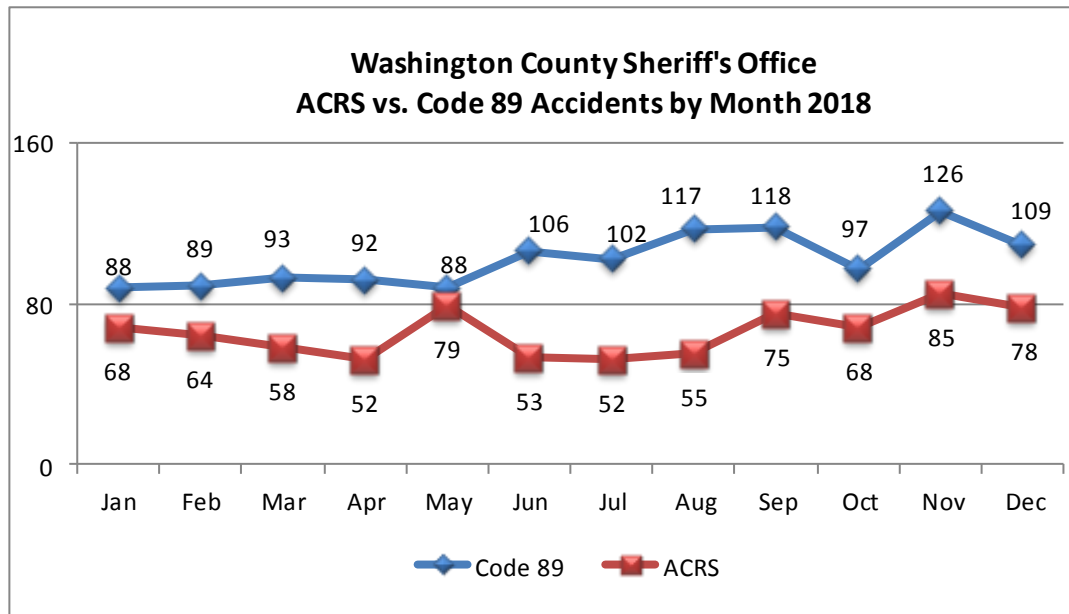
DUI/DWI ENFORCEMENT & ARRESTS

2018 AT A GLANCE

- ◆ A total of 203 Driving Under the Influence (DUI) arrests were made.
- ◆ 142 Breath Tests were administered
- ◆ 42 Refusals of the Breath Test
- ◆ 19 Blood Tests Administered as a result of Motor Vehicle Collisions or Drug Arrests
- ◆ 91 Maryland Driver's Licenses were confiscated
- ◆ 194 Arrests of people 21 years old or older
- ◆ 9 Arrests of people under the age of 21
- ◆ 17 Arrests for Driving Under the Influence, Controlled Dangerous Substance Related

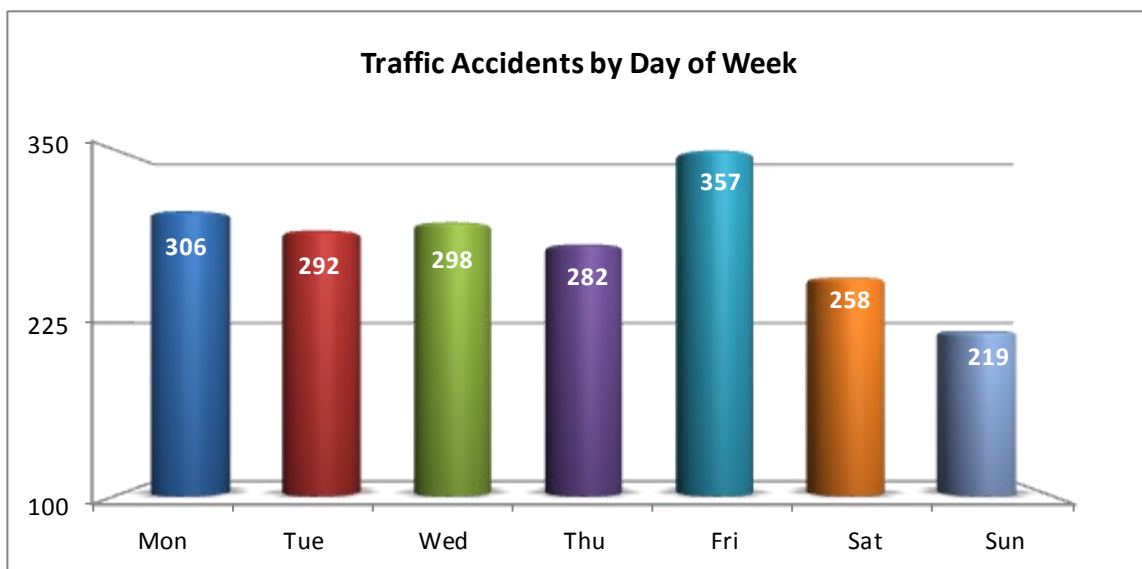


ACCIDENT INFORMATION



* ACRS: Maryland Automated Accident Reporting System (Accident is assigned a case number with the Deputy completing a Detailed Accident Report)

* Code 89 Collision Reports (No personal injury and vehicle can be driven - Accident is assigned a case number; however no detailed report is completed)



ACCIDENT INFORMATION

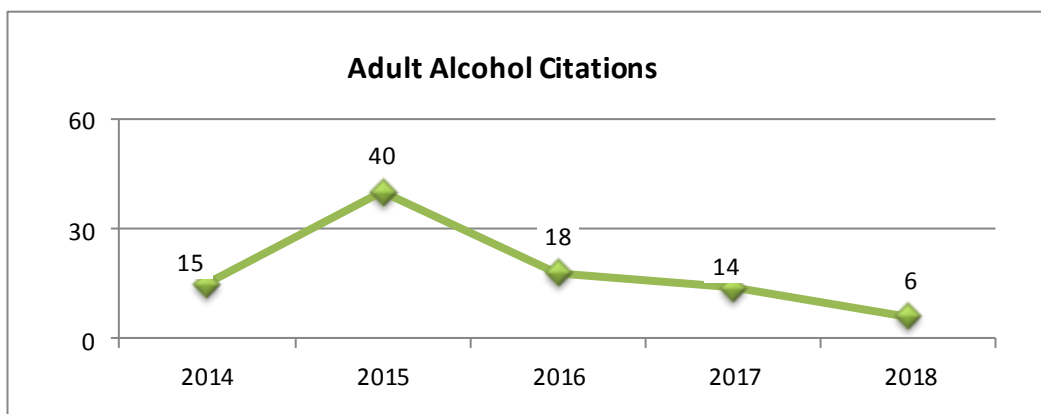
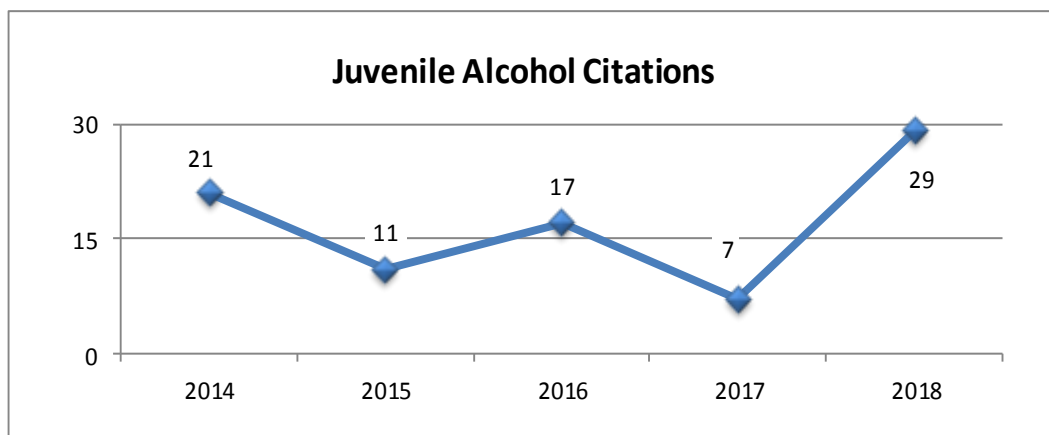
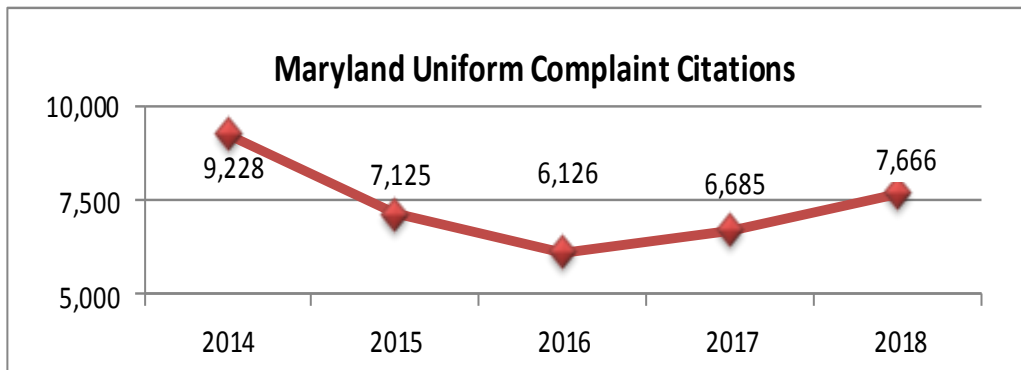
TRAFFIC ACCIDENT DATA						
	2014	2015	2016	2017	2018	5 Yr Avg.
Fatal Crashes	6	7	3	0	2	3.6
Injury Crashes	240	200	273	275	237	245
Property Damage Only	1,540	1,683	1,733	1,729	1,775	1,692
Total Crashes	1,786	1,890	2,019	2,016	2,012	1,944.6
Total Deaths of all Fatalities	7	7	3	0	2	3.8

TOP ACCIDENT LOCATIONS IN WASHINGTON COUNTY 2018	
Halfway Blvd	150
Virginia Ave	109
Valley Mall Rd	83
Pennsylvania Ave	63
Dual Hwy	62
Oak Ridge Dr	61
Massey Blvd	55
Hopewell Rd	54
Longmeadow Rd	52
Maugans Ave	48

TRAFFIC

2018 AT A GLANCE

- ◆ 7,666 Traffic Citations were issued
- ◆ 10,284 Traffic Warnings were issued
- ◆ 523 Safety Equipment Repair Orders (SERO) were issued
- ◆ 787 Property Damage Accidents and Personal Injury Accidents were investigated and an ACRS report was filed
- ◆ Washington County Sheriff's Office investigated 2 fatal accidents in 2018



CENTRAL BOOKING

On May 10, 2010 Central Booking became fully operational. All police officers making an arrest in Washington County now bring their arrestee to the Central Booking facility. The officer completes the information for their charging document and turns the arrestee over to the Central Booking personnel and they then return to patrol our streets. This takes about 30 to 45 minutes as opposed to the 3 to 4 hours it previously took to process arrestees.

The Central Booking personnel complete the rest of the processing and walk the arrestee over to the District Court Commissioner's area for their hearing on commitment. The District Court Commissioners are located in the same facility as Central Booking. This means that the arrestee is transported to Central Booking from the site of arrest and then do not have to be transported any further. This provides a more efficient means of processing and limits the escape risk of individuals who are arrested.

The Central Booking Office processed 3,904 arrestees in 2017. Of the 3,904 arrestees, 2,006 were committed to the Washington County Detention and 1,898 were released.

ARRESTING AGENCY										
	WTF	WCSO	HPD	NTF	MSP	SPD	HKPD	BPD	OTHER	TOTAL
JAN	147	65	83	17	13	0	1	3	3	332
FEB	94	57	104	4	18	0	0	1		278
MAR	139	71	102	7	27	3	4	2	4	359
APR	127	75	133	14	24	0	2	0	2	377
MAY	141	89	123	8	25	1	4	3	0	394
JUN	121	56	124	14	20	1	7	4	1	348
JUL	128	86	110	7	23	1	0	2	1	358
AUG	159	79	108	1	26	1	4	1	3	382
SEP	114	68	106	2	15	0	1	2	0	308
OCT	136	80	104	7	23	0	3	3	1	357
NOV	118	70	83	1	14	0	0	3	1	290
DEC	93	71	86	0	22	0	1	1	0	274
TOTAL	1,517	867	1,266	82	250	7	27	25	16	4,057
%	37%	21%	31%	2%	6%	0%	1%	1%	0%	100%

ARRESTING AGENCY KEY

WTF	=	Washington County Warrant Task Force	MSP	=	Maryland State Police
WCSO	=	Washington County Sheriff's Office	SPD	=	Smithsburg Police Department
HPD	=	Hagerstown Police Department	HKPD	=	Hancock Police Department
NTF	=	Narcotics Task Force	BPD	=	Boonsboro Police Department



WASHINGTON COUNTY SHERIFF'S OFFICE JUDICIAL SERVICES DIVISION



JUDICIAL SERVICES DIVISION

By law, the Sheriff of Washington County is charged with the responsibility of providing a safe environment for everyone (visitors, employees, witnesses, jurors, judges, prisoners, etc.) who enter the Circuit Courthouse located at the corner of Summit Ave. and W. Washington St. in Hagerstown, MD. In order to achieve these duties, the Sheriff has appointed a competent staff of sworn law-enforcement and court deputies, a security staff and civilian clerical personnel who are assigned to the Judicial Services Division.

COURTHOUSE PROTECTION & SECURITY

The Court Security Unit is responsible for maintaining a uniformed presence in and around the courthouse and screening all persons, packages and parcels entering the courthouse. This unit consists of one (1) Sergeant, four (4) uniformed law enforcement deputies, four (4) uniformed court security deputies and six (6) part-time civilian court security personnel.

Located inside the entrance to the courthouse is a “walk-through” metal detector and an x-ray machine, which is used to scan articles carried by persons entering the courthouse. This station is manned between 7:00 a.m. and 4:30 p.m. each day the courthouse is open. It is also manned and utilized during special events such as public meetings held in the courthouse after normal business hours. The Courthouse is also equipped with 96 closed-circuit cameras, which monitor courtrooms, offices and common areas. These cameras are monitored in the Control Center by one of the civilian court security personnel during business hours. The metal detector is staffed by two civilian court security personnel and a uniformed deputy sheriff. During 2018, a total of 91,673 people were screened entering the courthouse.

PRISONER TRANSPORT

A portion of the judicial personnel's duties involves the daily transportation of adult prisoners being held in the Detention Center to the Circuit Court for trial. Judicial personnel are also responsible for these prisoners while being detained in temporary holding cells located within the courthouse. Upon conviction, judicial personnel return these prisoners to the Detention Center.

COURTROOM SECURITY

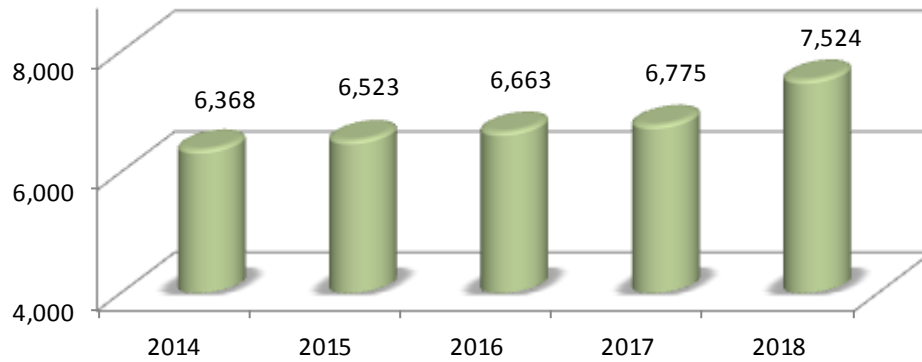
There are five Circuit Court Judges who preside over trials involving civil, criminal and juvenile matters and a Family Law Master who conducts hearings on matters dealing with family law. Two deputies are assigned per courtroom and one with the Master. It is felt the mere presence of the uniformed deputies provide a deterrent factor and has a tendency to maintain order during the trials.

COUNTY ADMINISTRATION BUILDING SECURITY

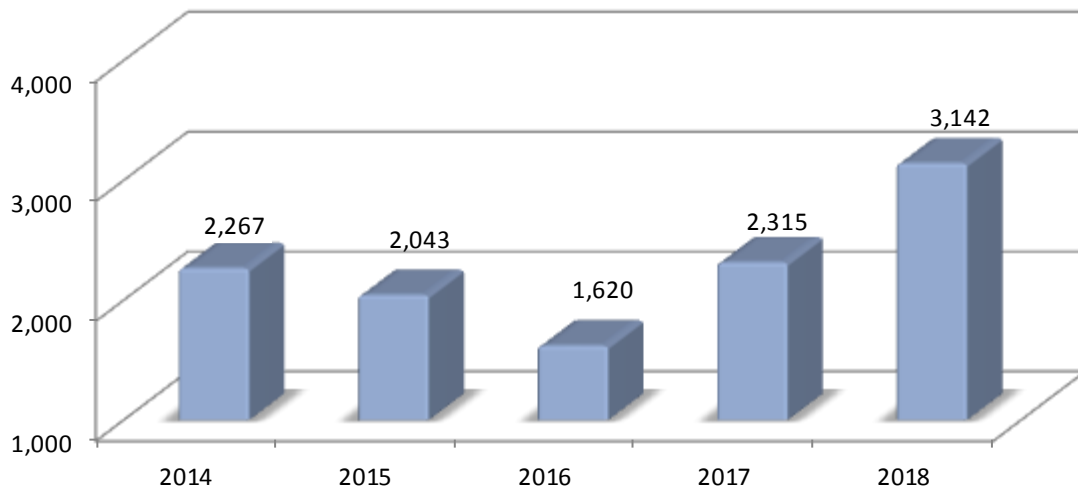
A deputy sheriff is assigned to provide security screening of visitors to the County Administration Building during business hours. Security is also provided for evening meetings when requested.

JUDICIAL DIVISION

Number of Courtroom Security Hours Provided



Number of Court Transports



CIVIL & CRIMINAL PROCESS

The Civil Process Unit is responsible for attempting and serving all civil summonses, subpoenas and writs received from the Circuit and District Courts. This unit is comprised of four (4) deputy sheriffs who serve Circuit Court paperwork and two (2) part-time civilian Process Servers (Constables) who serve District Court paperwork.

During the calendar year 2018, the Sheriff's Office received 20,122 summonses for service and served 17,995.

Circuit Court Summons Attempted vs. Summons Served					
	2014	2015	2016	2017	2018
Summons Attempted	23,851	20,899	20,735	20,621	22,056
Summons Served	18,194	16,110	15,359	17,215	17,405

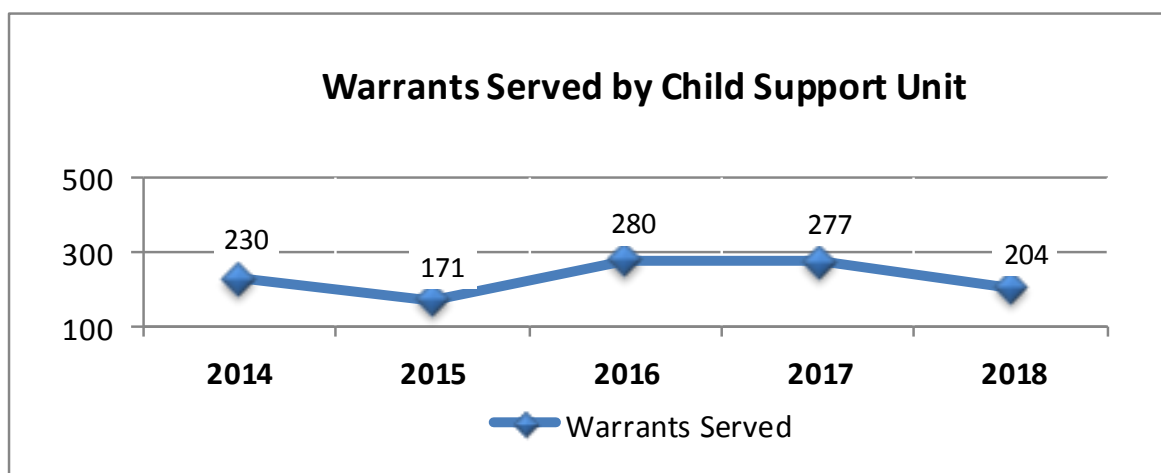
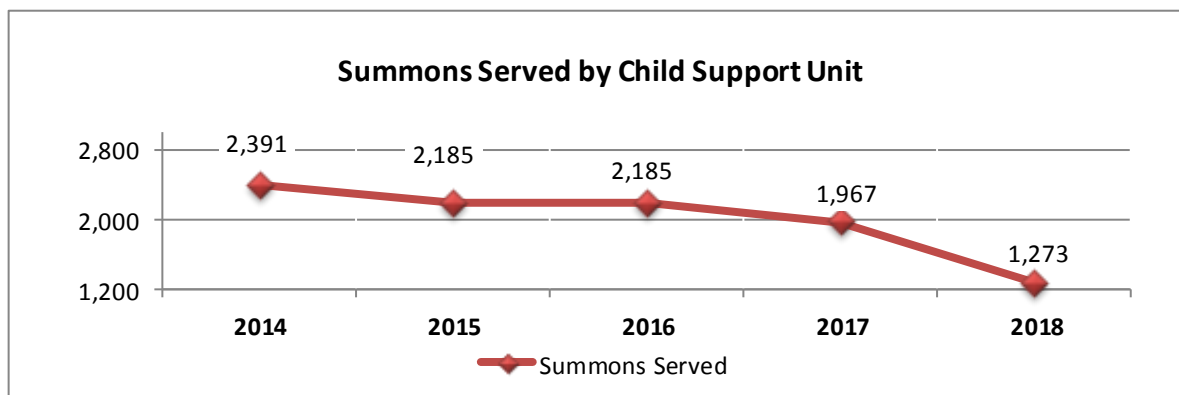
District Court Summons Attempted vs. Summons Served					
	2014	2015	2016	2017	2018
Summons Attempted	2,271	1,738	1,368	1,544	1,519
Summons Served	847	732	612	598	590

Evictions & Rent Notices Served					
	2014	2015	2016	2017	2018
Evictions	960	885	944	979	913
Rent Notices	10,744	9,860	10,230	10,306	10,174

CHILD SUPPORT ENFORCEMENT FEDERAL GRANT

Until July 1, 2001, the Sheriff's Office received \$30.00 per process (warrants & summons) served. On July 1, 2008, the County entered into a contract with the State of Maryland entitled "Actual Cost Reimbursement" which provides grant funding to the Child Support Unit, which is renewed each year. Two (2) full-time and one (1) half-time deputy sheriff positions are responsible for attempting and serving child support summonses and warrants and two (2) Office Associates are responsible for entering and maintaining those summonses and warrants.

The Child Support Unit is supervised by the Warrant Task Force supervisor and their warrant statistics are part of the overall W.T.F statistics.



WARRANT TASK FORCE

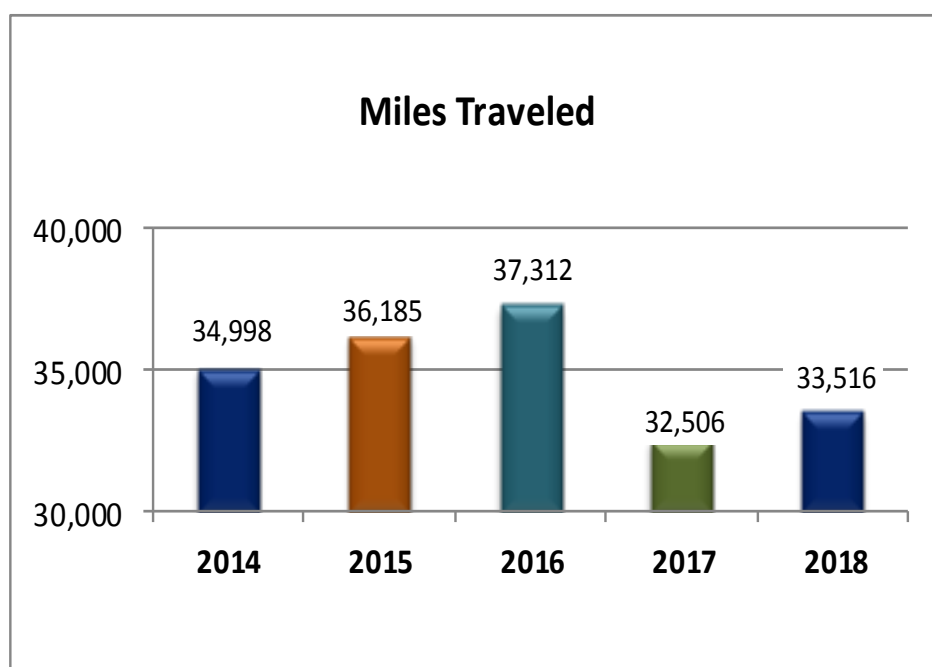
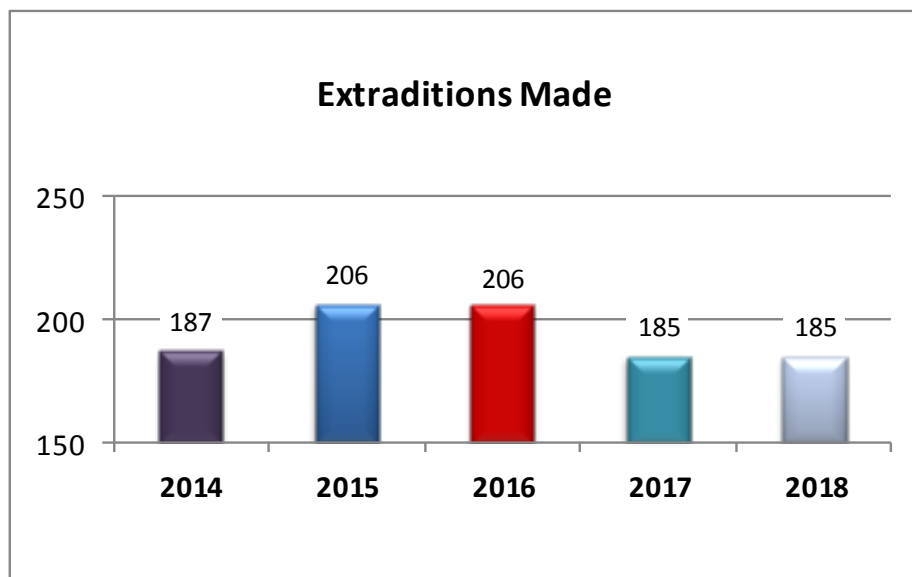
The *Washington County Warrant Task Force* was formed on January 1, 2009. The Task Force is supervised by a Sergeant from the Sheriff's Office and consists of three Washington County Sheriff's Office deputies, two Hagerstown Police Department officers and one trooper from the Maryland State Police.

The Child Support Unit of the Sheriff's Office is also part of the Task Force, which consists of two deputies. Three civilian support staff members are responsible for receiving and the timely entry of all warrants and civil orders, which are maintained at the Sheriff's Office.

The Task Force is responsible for attempting and serving all warrants, criminal summonses and Peace Orders issued in Washington County and also those received from allied police agencies for persons living or working in Washington County. The Task Force is also responsible for all extraditions/transport of wanted persons who are located outside of Washington County.

WARRANTS & SUMMONS	2012	2013	2014	2015	2016	2017	2018
Warrant Attempts	4,138	4,183	4,601	4,446	4,594	4,536	3,555
Warrants Served	2,482	2,519	2,500	2,617	2,426	2,279	2,104
Number of Persons Arrested on Warrants	2,109	2,145	2,072	2,136	2,062	1,855	1,707
Criminal Summons Attempts	2,577	2,085	1,855	2,422	2,462	2,589	2,712
Criminal Summons Served	1,300	1,010	911	1,124	1,124	1,161	1,244
Civil Order Attempts	1,592	1,217	1,272	1,253	1,093	1,264	918
Civil Orders Served	755	577	538	537	476	496	392

WARRANT TASK FORCE



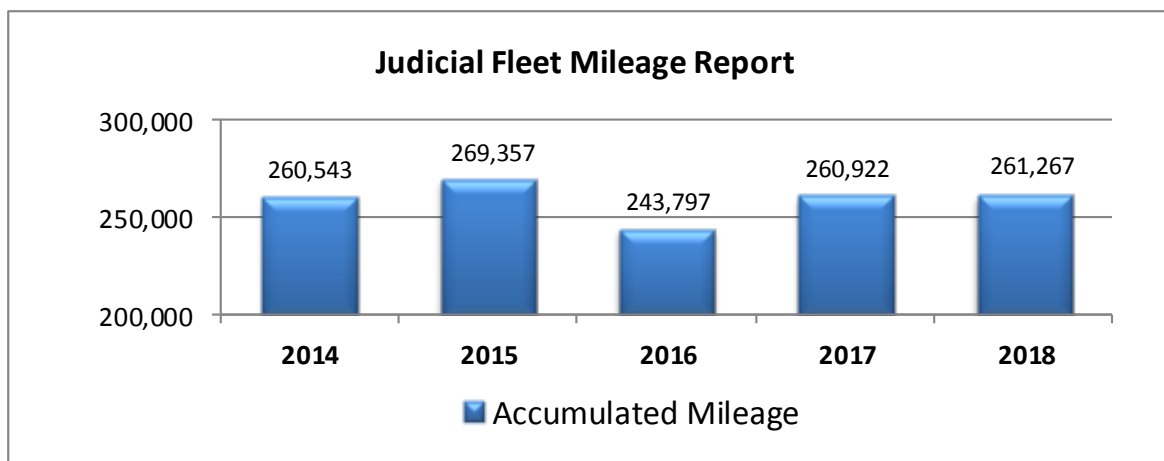
WARRANTS/CRIMINAL SUMMONS

CRIMINAL WARRANTS/ SUMMONS	2014	2015	2016	2017	2018
Active Warrants on file at End of Year	2,511	2,499	2,406	2,391	2,409
Warrants Received	4,559	4,445	4,588	4,328	4,421
Warrant Attempts	4,949	4,807	4,971	4,944	4,031
Warrants Served	3,760	3,858	3,765	3,705	3,731
Criminal Summons Received	754	792	759	871	794
Criminal Summons Attempts	2,103	2,585	2,636	2,753	2,901
Criminal Summons Served *	1,088	1,293	1,292	1,322	1,377

*Includes Hagerstown Police Department summonses served by Warrant Task Force

PROTECTIVE & PEACE ORDERS	2014	2015	2016	2017	2018
Interim Protective Orders Received	529	494	542	576	437
Interim Protective Orders Attempted	624	549	650	661	532
Interim Protective Orders Served	380	337	409	376	297
Temporary Protective Orders Received	468	471	462	533	530
Temporary Protective Orders Attempted	978	1,000	905	1,043	949
Temporary Protective Orders Served	536	502	517	601	537
Interim Peace Orders Received	251	250	239	207	143
Interim Peace Orders Attempts	282	219	265	251	155
Interim Peace Orders Served	150	154	151	124	88
Temporary Peace Orders Received	381	381	319	332	311
Temporary Peace Orders Attempts	802	855	671	802	604
Temporary Peace Orders Served	387	389	308	319	282

JUDICIAL FLEET



Judicial Fleet consists of:

- 7 marked vehicles
- 1 un-marked transport van
- 10 unmarked vehicles

REVENUE GENERATED	2014	2015	2016	2017	2018
Child Support	\$190,908.34	\$242,506.10	\$201,083.15	\$205,947.72	\$167,840.12
Circuit Court Summons	\$ 62,973.17	\$ 48,170.32	\$ 48,739.03	\$ 54,058.41	\$ 42,908.00
District Court Summons	\$265,272.00	\$219,564.50	\$211,631.60	\$211,652.00	\$220,168.00
Peace Orders	\$ 5,620.00	\$ 6,480.00	\$ 4,840.00	\$ 5,115.00	\$ 4,380.00
TOTAL	\$524,773.51	\$516,720.92	\$466,293.78	\$476,773.13	\$435,296.33



WASHINGTON COUNTY SHERIFF'S OFFICE DETENTION DIVISION



Points of Interest:

The Washington County Detention Center houses inmates awaiting trial and those committed to the Detention Center who are serving sentences of 18 months or less. The Detention Center is the initial entry point for every person accused of committing a crime in Washington County—from minimum to maximum security inmates. Those sentenced to more than one year may serve their sentences at a state or federal institution however those sentenced to greater than 18 months must serve their sentence at the appropriate state or federal correctional institution.

The rated capacity for the Detention Center is 339 male general population and 54 female population inmates. Special Housing and Programs Unit capacity is 102 beds.

In 2018, the Detention Center housed an average of 308 inmates daily with a high of 317 inmates. In order to house our average daily population, Special Housing Units and the Intake Cells had to be utilized.

During 2018, this facility housed:

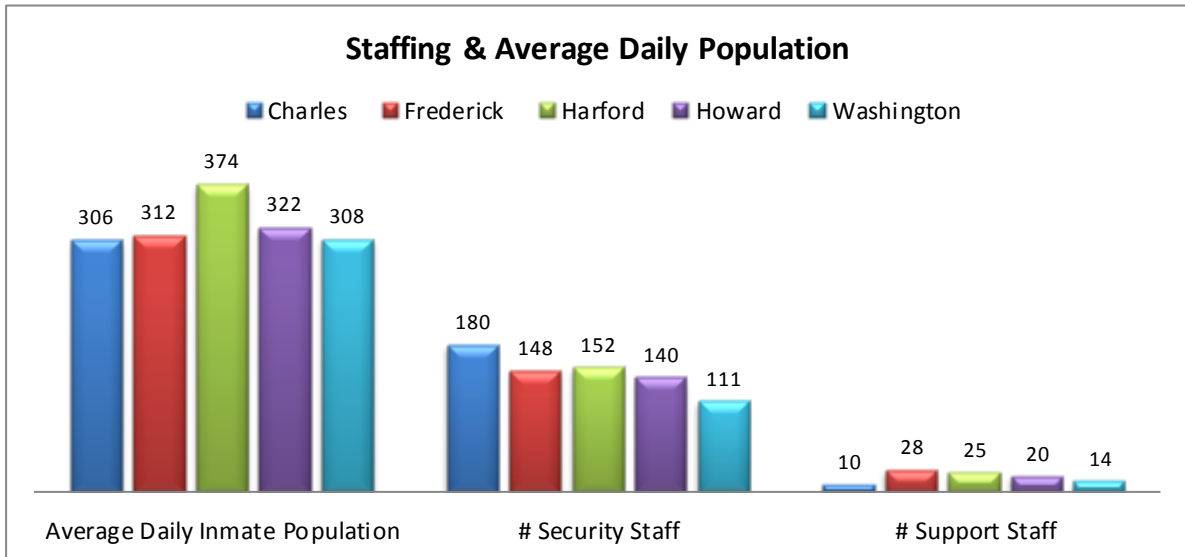
27	- Bloods gang members
24	- Crips gang members
13	- Dead Man Inc gang members
6	- Aryan Nation gang members
10	- other gang members
33	- inmates charged with Murder
71	- with Child Abuse
203	- with Sex Offenses/Rape
1,710	- with drug charges
93	- with weapons charges
2,432	- with bond denied
4	- inmates were held on bonds of \$100,000.00 or greater
87	- Veterans

REVENUES

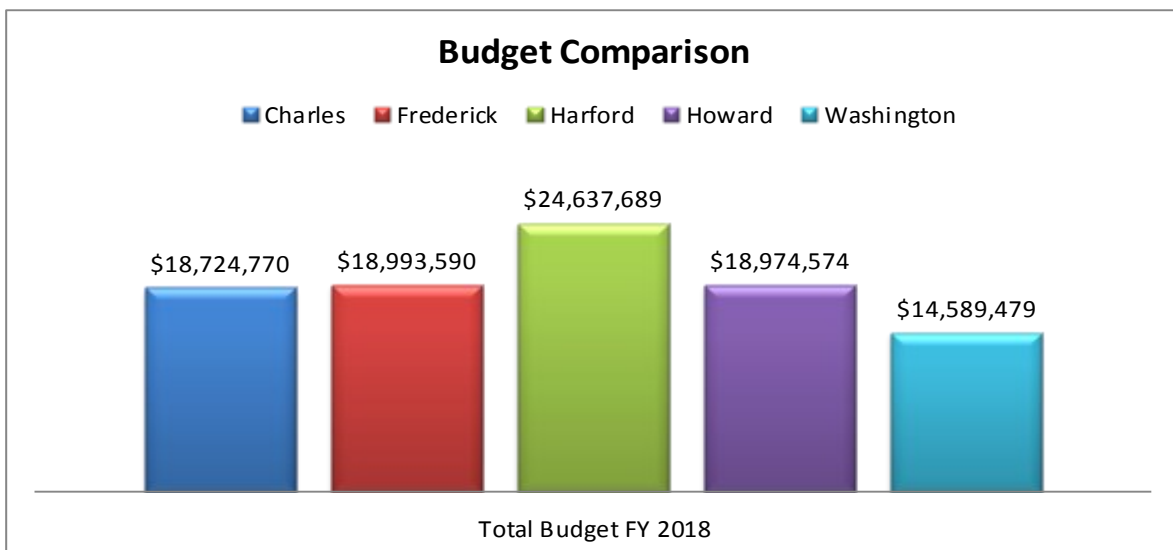
REVENUES			
	FY 2017		FY 2018
Home Detention	\$	31,402.00	\$ 13,230.00
Work Release	\$	24,710.00	\$ 9,002.00
Drug/Alcohol Tests	\$	176.00	\$ 110.00
Medical Fees	\$	1,380.29	\$ 1,485.56
Housing State Inmates	\$	135,225.00	\$ 123,030.00
Housing Federal Inmates	\$	346.32	\$ 461.76
Phone Commission	\$	99,930.56	\$ 94,526.88
TOTAL	\$	293,170.17	\$ 241,846.20

FACILITY INSPECTIONS		
INSPECTING AGENCY	INSPECTION SCHEDULE	LAST INSPECTION DATE
Grand Jury	Semi-annually	October 2018
Fire Marshal's Office	Annually	November 2018
Maryland Commission on Correctional Standards	Three year cycle	March 2017
National Commission on Correctional Health Care	Three year cycle	April 2018
Washington County Health Dept. — Food Services	Annually	December 2018
Maryland Occupational, Safety, and Health Admin.	Biannually	April 2018

BUDGET & STAFFING COMPARISONS



These graphs indicate that Washington County operates a Detention Center with less staff on a lower budget than other comparable county facilities in Maryland.



INMATE HOUSING REPORT

MAXIMUM SECURITY

A Pod	36 Cells	Double Bunked	72 Beds
B Pod	36 Cells	Double Bunked	72 Beds
E Pod	37 Cells	Double Bunked/1 Cell Triple Bunked	75 Beds
F Pod	36 Cells	Double Bunked	72 Beds
Female Housing	9 Rooms	Dormitory	54 Beds
TOTAL			345 Beds

PROGRAMS—MINIMUM SECURITY

H Pod Unit #1 (Inside Trusty/Pre-Release)	Dormitory—Male	24 Beds
H Pod Unit #2 (Weekenders)	Dormitory—Male	24 Beds
H Pod Unit #3 (Outside Trusty)	Dormitory—Male	24 Beds
H Pod Unit #4 (Work Release)	Dormitory—Male	24 Beds
FHU Unit #11 (Weekenders)	Dormitory—Female	6 Beds
FHU Unit #12 (Work Release)	Dormitory—Female	6 Beds
TOTAL		108 Beds

DISCIPLINE/MENTAL HEALTH/SPECIAL CHECKS

C Pod-Males	10 Cells	Double Bunked	20 Beds
D Pod-Males	10 Cells	2 Single / 8 Double Bunks	18 Beds
Female Housing	3 Cells	1 Single / 2 Double Bunks	4 Beds
TOTAL			42 Beds

TEMPORARY (INTAKE & MEDICAL)

Intake Cell (Temporary Only)	3 Cells	7 Beds
Group Holding (Temporary Only)	1 Cell	5 Beds
Female Intake Holding (Temporary Only)	1 Cell	5 Beds
Medical	3 Cells (2 Cells are isolation)	4 Beds
TOTAL		21 Beds

SQUARE FOOTAGE AVAILABLE

Cells Square Footage (Pods)	10'6" x 7'0"	74.2 Sq. Ft.
Holding Cell #1	10'6" x 9'0"	90.6 Sq. Ft.
Holding Cell #2	10'0" x 6'8"	68.8 Sq. Ft.
Holding Cell #3	9'0" x 6'0"	54.0 Sq. Ft.
Medical Cells	10'6" x 9'0"	90.6 Sq. Ft.
Overflow Housing		1,370.0 Sq. Ft.
H-Pod Housing		7,132.0 Sq. Ft.
Female Housing		23,000.0 Sq. Ft.

TRAINING & RECRUITMENT

2018 AT A GLANCE

- ◆ 103 invitations for physical agility test with 42 responding and 30 passing; 12 failed afterwards for various reasons
- ◆ Hired 9 correctional deputies who were each provided 40 hours of Pre-Service Training
- ◆ 4 Retirements
- ◆ 1 Transferred to another Department
- ◆ 5 Resignations
- ◆ Provided 40 hours In-Service Training for each employee having inmate supervision responsibilities

SPECIALIZED TRAINING

Many correctional employees attended specialized training in topics such as:

- Honor Guard Camp
- Disciplinary Techniques for Women in Management
- Gang Investigation
- Beretta Armor School
- Computer Voice Stress Analyzer
- 1st Line Supervisor's Training
- Compliance Auditing for Correctional Facilities
- Emergency Evacuation, Planning & Implementation
- Interviewing and Interrogation Techniques
- MCAA Local Population Reporting
- Organizational Development
- Tactical Emergency Training
- Collection of DNA Samples
- Field Training Officer
- Prison Rape Elimination Act (PREA) Training
- Deputy Director's Program
- Correctional Accreditation Manager's Association (CAMA)

IN-SERVICE TRAINING

Employees are mandated by the Maryland Commission on Correctional Standards to attend 18 hours of in-service training annually. This training ensures staff skills and knowledge are current. Such topics included are:

- CPR and First Aid
- Mental Health/Suicide
- Firearms
- ASP Baton
- Mechanical Restraints
- Fire Extinguisher and Evacuation Procedures
- AIDS Education
- Tuberculosis/Bloodborne Pathogens
- Emergency Procedures
- Trauma/Addictions

All employees who have regular contact with inmates received at least 40 hours of in-service training.

ENTRANCE LEVEL CORRECTIONAL OFFICER

All newly hired Correctional Officers must attend 7 weeks of training through the Maryland Police and Correctional Training Commission — Entrance Level Correctional Academy. Training includes: CPR, Infectious Diseases, Defensive Tactics, Chemical Agents, First Aid, Dealing with Special Management Inmate, Self Defense, etc... After an officer completes the correctional academy they will spend an additional 240 hours with a Field Training Officer.

INMATE DISCIPLINARY STATISTICS

2018 AT A GLANCE

- ◆ 275 inmate disciplinary reports were filed — 33 more than in 2017
- ◆ Inmates were charged with 783 in-house disciplinary infractions with 616 receiving convictions (79%)

RULES VIOLATION					
CHARGE	2014	2015	2016	2017	2018
Any act that poses a risk to the security and safety of facility	105	103	147	144	138
Assault & Battery	53	42	48	62	63
Being in an Unauthorized Area	22	12	10	14	3
Consuming/Manufacture Intoxicants or Being Intoxicated	19	10	16	18	4
Destroying/Defacing County Property	37	28	21	20	12
Disorderly Conduct	74	83	84	75	79
Disrespect to Staff	40	44	61	41	79
Failing to Comply with Handbook	44	39	50	38	44
Fighting	60	41	56	52	76
Giving False/Misleading Testimony	5	8	1	8	7
Maim/Self-Harm	0	5	8	2	0
Misusing/Abusing/Passing Medications	10	6	13	1	6
Other	63	48	40	29	40
Phone Misuse	13	6	18	7	13
Possession/Manufacture Contraband	77	46	50	34	38
Rape/Sexual Assault	2	0	1	3	0
Refusing Orders from Staff	91	108	100	98	53
Resisting/Interfering with Staff	34	63	48	45	43
Tattooing	10	9	13	4	2
Theft	7	4	3	10	12
Violating a condition of an Industrial/Special Program Assignment	8	21	15	7	4
Walk Off from Work Release/Home Detention	0	0	0	1	2
Wearing Gang Related Clothing/Articles	2	1	2	0	0

SECURITY

2018 AT A GLANCE

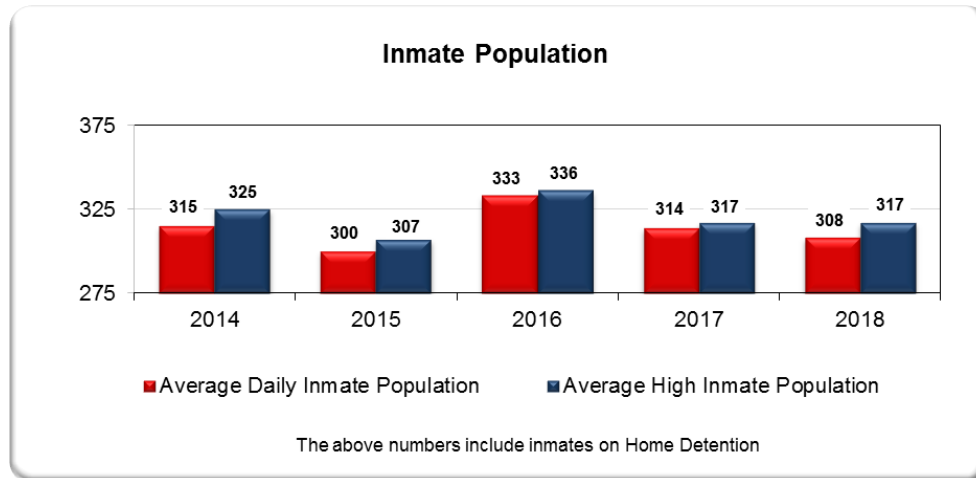
- ◆ No escapes from the facility
- ◆ 1,880 inmates were received — 1,437 males and 443 females
- ◆ 1,835 inmates were released — 1,413 males and 422 females
- ◆ Average daily intake of inmates was 5.15; average daily release was 5.03
- ◆ Highest day of intakes was on June 21, 2018, when 15 inmates were received
- ◆ The inmate population comprised of 84% males and 16% females
- ◆ 70 % - Reflects the number of inmates that were previously incarcerated at the Detention Center
- ◆ 21 % - Recidivism measured by those re-offending within 3 years of last incarceration
- ◆ 36 % of inmates were incarcerated less than 90 days
- ◆ 36% of inmates were held with bond denied
- ◆ 58 % of inmates had bonds less than \$5,000

The **Security Staff** consists of 111 sworn uniformed correctional deputies. They provide security staffing over 3 shifts, 24 hours per day, 365 days per year. Each shift is comprised of a Lieutenant, who serves as the Shift Commander, two Sergeants/Corporals, and a number of DFC's and Deputies. A Sergeant or Corporal serves as the Shift Commander in the absence of the Lieutenant.

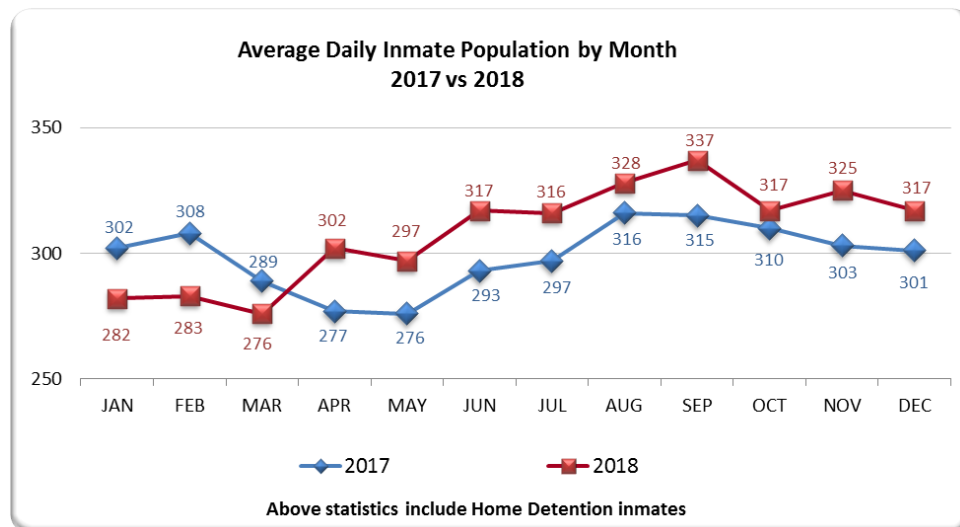
OFFICER DEMOGRAPHICS

SENIORITY			# OFFICERS	RANK		# OFFICERS	AGE		# OFFICERS
0-5	yrs		31		Major	2	21-29		16
6-10	yrs		22		Captain	2	30-39		24
11-15	yrs		18		Lieutenant	4	40-49		23
16-20	yrs		15		Sergeant	11	50-59		37
21-25	yrs		4		Corporal	3	60-69		5
26+	yrs		15		DFC	52			
					Deputy	31			
									6 staff vacancies

INMATE POPULATION STATISTICS

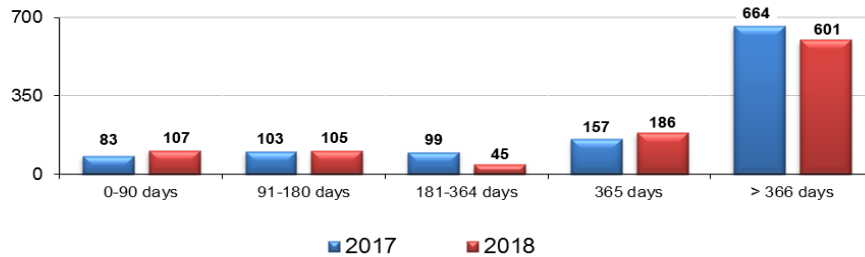


“Average Daily Inmate Population” is an average number of inmates incarcerated during 2018. “Average High Inmate Population” is an average of the highest number of inmates incarcerated during 2018.

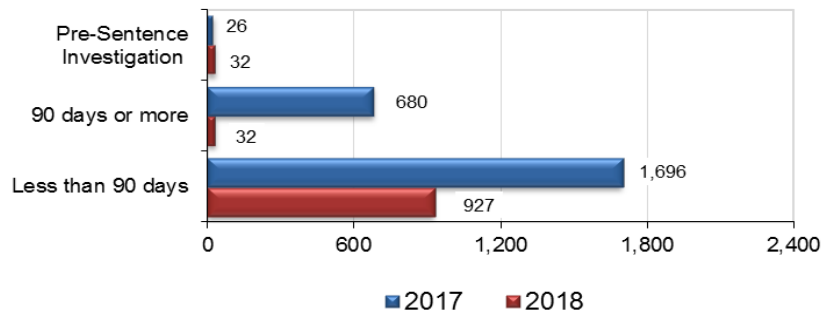


INMATE POPULATION STATISTICS

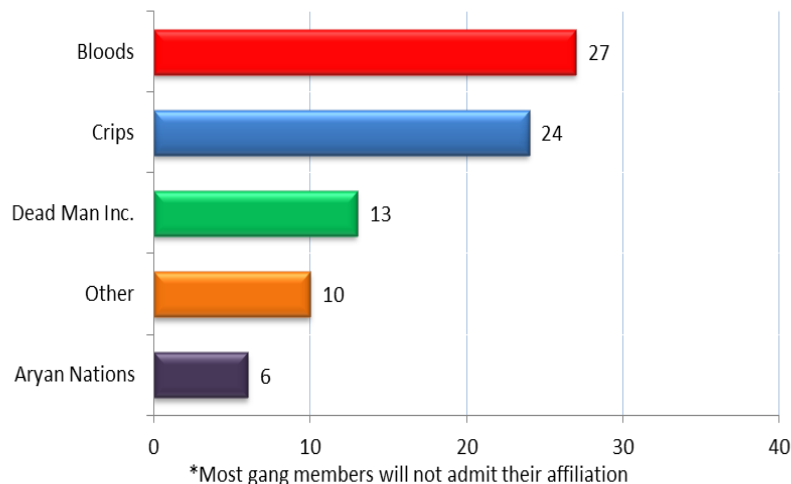
**Length of Sentence
2017 vs 2018**



**Length of Incarceration
2017 vs 2018**



Incarcerated Gang Members



INMATE POPULATION STATISTICS

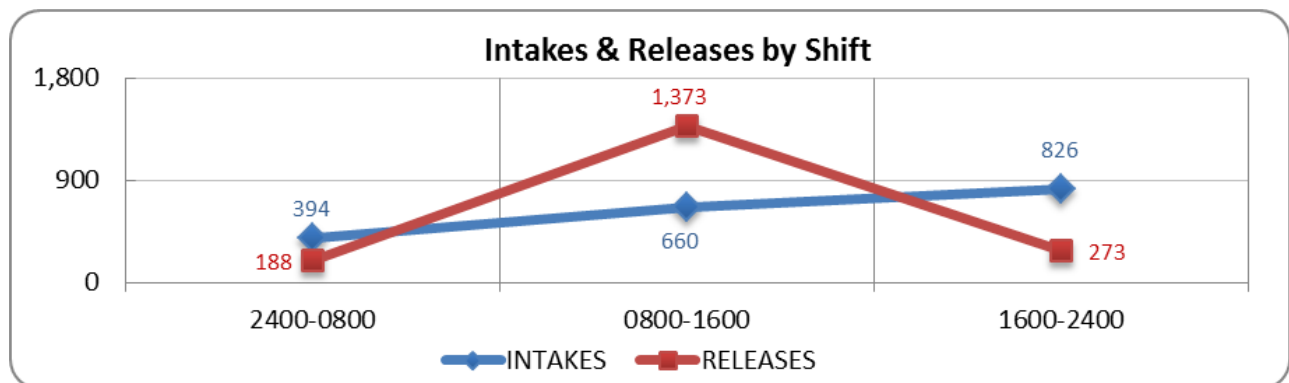
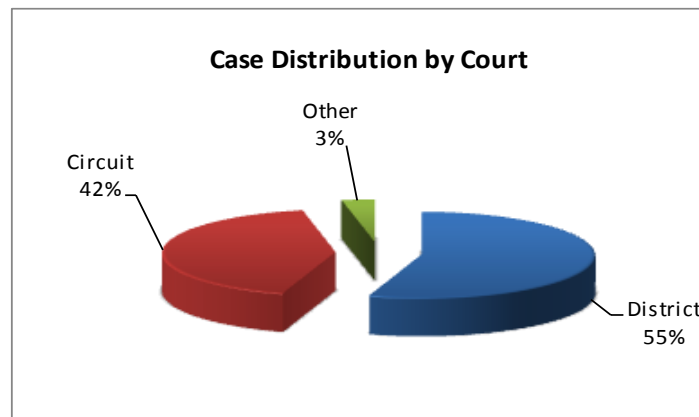
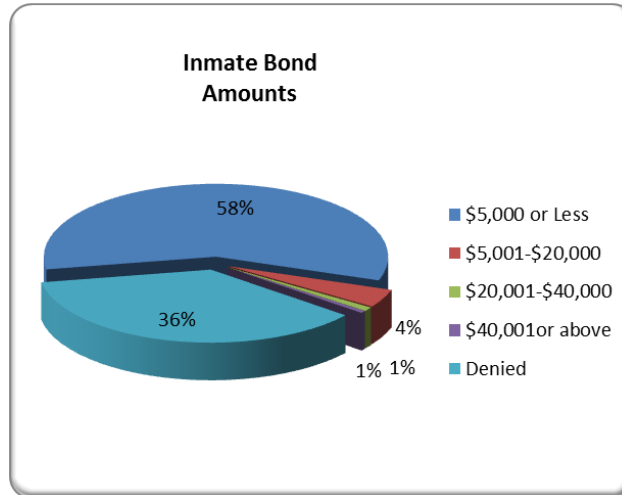
INMATE ARREST CHARGES

684 - Alcohol Offenses	1,460 - Fail To Appear
22 - Arson	514 - Motor Vehicle Violations
1,474 - Assault/Violate Exparte/Kidnap	33 - Murder
160 - Bad Checks/Credit Card Fraud	22 - Parole Retake
1,613 - Burglary/Robbery	103 - Sex Offense/Rape
71 - Child Abuse/Child Sex Offense	203 - Trespass
102 - Contempt/Non-Support/Fail to Pay	989 - Violation of Probation
464 - Disorderly Conduct/Fail To Obey	93 - Weapon Charges
1,710 - Drug Charges	

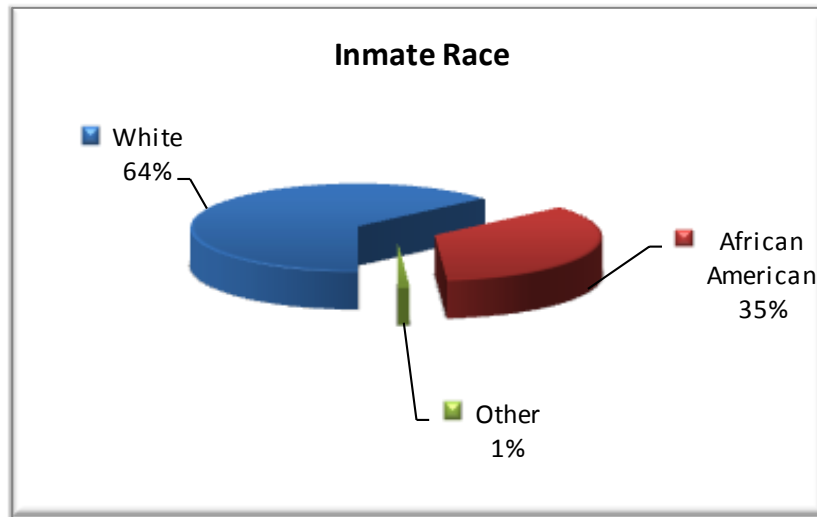
BOOKING BY ARRESTING AGENCY

Arresting Agency	2014	2015	2016	2017	2018
Boonsboro	2	6	4	2	4
Circuit Court	60	10	9	13	24
District Court	43	10	4	8	13
Hagerstown Police Department	398	355	346	354	331
Hancock	6	3	8	9	4
Maryland State Police	59	49	76	59	63
Narcotics Task Force	59	49	74	66	51
Other	16	14	10	8	9
Smithsburg	6	2	4	2	4
Washington County Sheriffs Office	1,638	1,693	1,632	1,390	1,344

INMATE POPULATION STATISTICS



INMATE POPULATION STATISTICS



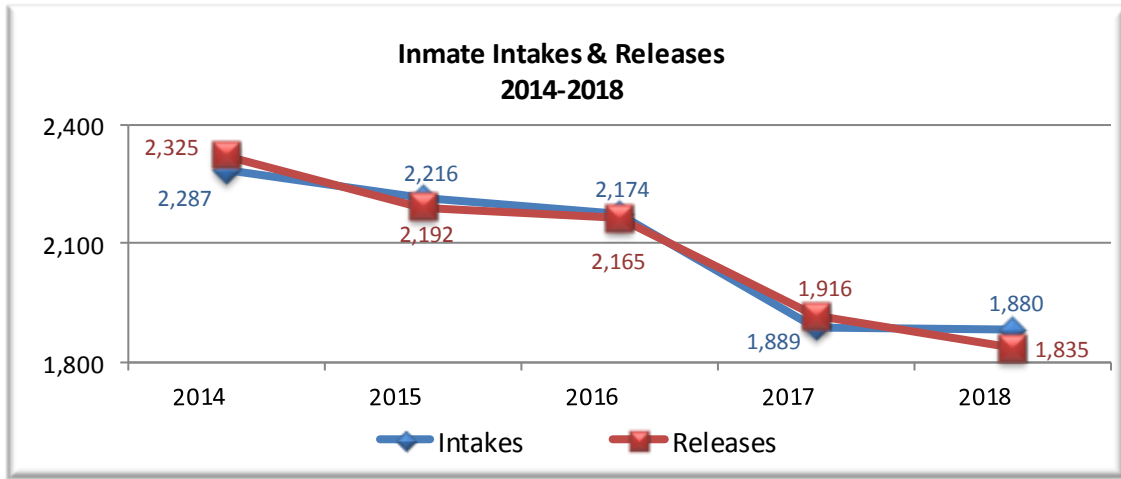
INMATE RESIDENCE

	2014	2015	2016	2017	2018
Washington County	1,726	1,743	1,705	1,522	1,508
Out of County/In State	351	260	236	195	174
Out of State	210	210	228	166	194
Out of Country	0	3	5	6	13

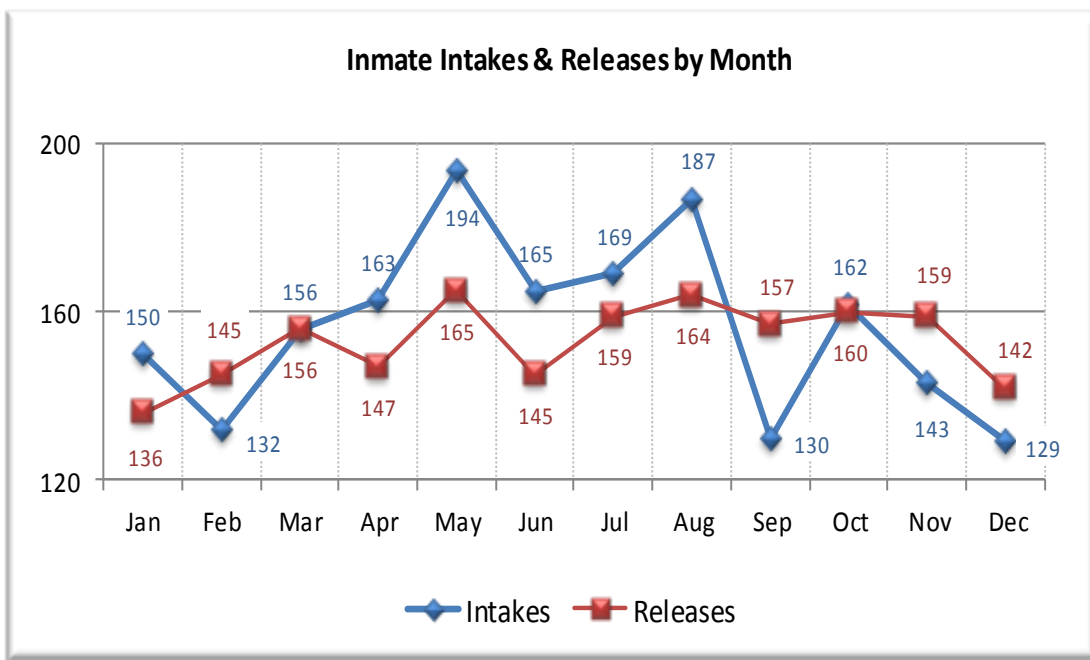
INMATE AGES

Age Group	<18	18-21	22-29	30-39	40-49	50-59	60+
Number of Inmates	12	132	590	670	281	159	45

INTAKE OFFICE



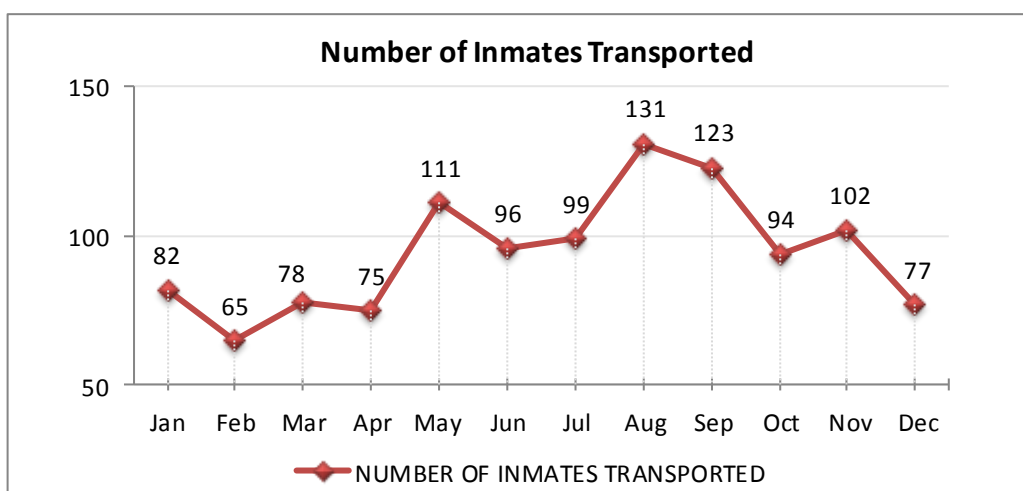
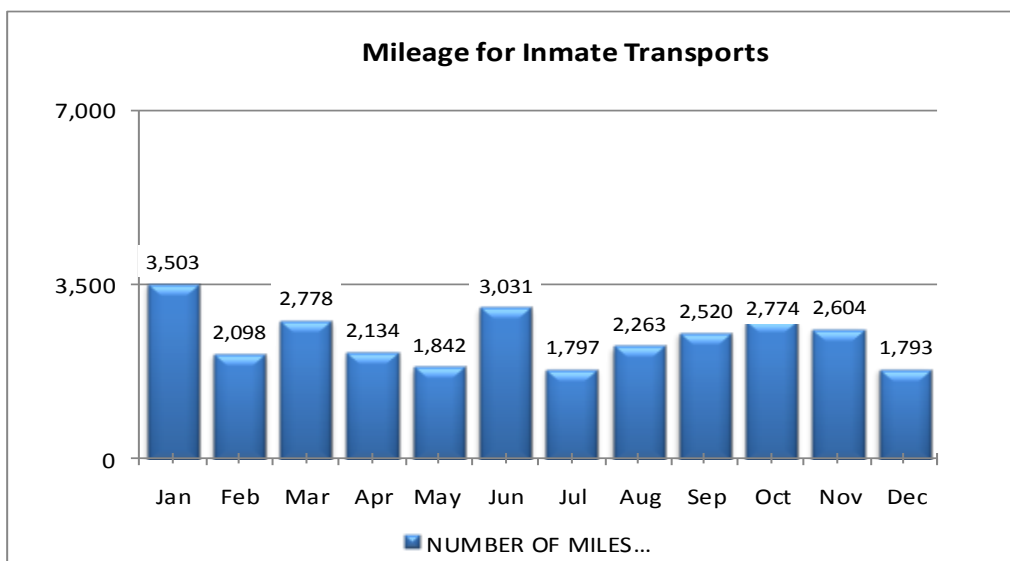
The Intake Office processed 3,715 inmates into and out the facility in 2018!



TRANSPORTATION UNIT

2018 AT A GLANCE

- ◆ A total of 1,133 inmates were transported in 2018
- ◆ A total of 720 trips were made:
 - 334 trips were made to court
 - 297 for medical appointments
 - 89 miscellaneous
- ◆ 29,137 miles were logged by the Transportation Unit- an average of 80 miles per day
- ◆ 154 inmates were transported to the Department of Public Safety and Correctional Services
- ◆ 1,101 Bail Reviews were held by video from the Detention Center to District Court,
- ◆ 101 transports were made out of county



INMATE PROGRAMS

2018 AT A GLANCE

- ◆ 19 inmates were processed to Home Detention
- ◆ 5 inmates were processed to Work Release
- ◆ Average daily inmate population on programs was:
Work Release— 5
Home Detention— 10
- ◆ Collected \$23,868 in program fees (Home Detention, Work Release, and Drug Testing)
- ◆ Since implementation of Home Detention in 1989, the Detention Center has collected \$2,044,593 in program fees and saved over 4 million dollars in housing costs
- ◆ 80% of the inmates placed on Work Release successfully participated and were released from custody of the Detention Center
- ◆ 95% of the inmates placed on Home Detention Programs successfully participated and were released from custody of the Detention Center
- ◆ Conducted 170 random drug tests on inmates

Inmates on the Home Detention and Work Release Programs are charged a participation fee of \$14 per day.

The Weekend Confinement Program was terminated on November 30, 2016.

HOME DETENTION

	2015	2016	2017	2018
Participants	27	30	19	19
Revenue	\$21,025	\$46,547	\$16,352	\$15,442

WORK RELEASE

	2015	2016	2017	2018
Participants	30	18	12	5
Revenue	\$35,484	\$29,422	\$15,176	\$8,316

WEEKENDER

	2015	2016	2017	2018
Participants	125	107	0	0
Revenue	\$9,340	\$8,276	0	0

PRE-TRIAL

	2015	2016	2017	2018
Participants	3	3	0	0

INMATE PROGRAMS

Home Detention—allows inmates to serve their sentence in their homes via electronic monitoring and continue employment, educational classes and attend treatment.

Weekend Confinement—allows inmates to serve their sentence on specified days and times as set-forth by the sentencing judge.

Work Release—allows inmates to obtain or continue employment within the community while serving their sentence. Inmates on this program are allowed to leave the facility to go to work but must return when their work day is concluded. Work site supervision is supplied by employers along with site checks conducted by Detention Center staff.

To be considered for the above programs, inmates must be recommended by their sentencing judges to participate.

The charts below indicate how many inmates were recommended for Home Detention, Work Release, and Weekend Confinement from each court.

HOME DETENTION AUTHORIZED BY COURT

	2014	2015	2016	2017	2018
Circuit Court	22	23	26	14	16
District Court	5	4	4	5	3
Total	27	27	30	19	19

WORK RELEASE AUTHORIZED BY COURT

	2014	2015	2016	2017	2018
Circuit Court	14	16	14	6	3
District Court	11	14	4	6	2
Total	25	30	18	12	5

WEEKEND CONFINEMENT AUTHORIZED BY COURT

	2014	2015	2016	2017	2018
Circuit Court	58	58	55	0	0
District Court	64	76	52	0	0
Total	122	134	107	0	0

DAY REPORTING CENTER PROGRAM

2018 AT A GLANCE

- ◆ 83 inmates were referred to the Day Reporting Center
- ◆ 48 inmates were admitted
- ◆ 32 inmates were ineligible for the following reasons:
 - 5 Detainers in other states and/or other counties
 - 7 Unable to obtain residence
 - 1 Resided outside of county and/or state
 - 7 Crimes of Violence
 - 11 Declined
 - 0 Parole Retake
 - 1 Miscellaneous Reasons
- ◆ 15 participants were returned to the Detention Center for failing to adhere to program rules; 3 participants were readmitted
- ◆ 19% Participants have independent housing, 30 participants live in sober housing
- ◆ 100% Participants were employed full-time within 45 days of admission
- ◆ 98% Attendance Rate for Programs
- ◆ 100% Received Mental Health Services

The Washington County Sheriff's Office, **Day Reporting Center** opened on October 1, 2017. The program is located on the grounds directly behind the County Detention Center and the Sheriff's Office. The day reporting center is alternative to incarceration for individuals committed to the Washington County Detention Center with a substance related criminal conviction. The Washington County Sheriff's Office Day Reporting Center is a six month, on-site, non-residential cognitive restructuring program designed to change an offender's adverse thinking patterns and attitudes, improve job skills and job retention. The individuals remains in the custody of the Washington County Detention Center, with a modified home detention privileges. The primary goals of the program is to reduce offender recidivism, improve offender's ability to conform to community norms, enhance coping skills, decrease substance relapse, increase employability, and increase job retention.

The program hours of operation are Monday through Friday 8:00 a.m. to 8:00 p.m. and Saturday 8:00 a.m. to 4:00 p.m. The program is closed on Sunday and major holidays. The program will blend a high level of supervision to include GPS (global positioning system), community surveillance and unannounced home visits, with intensive case management, and treatment for substance related disorders. The program uses cognitive behavioral therapy in group and individual settings, medication assisted treatment using Vivitrol, and random and rigorous alcohol and drug testing. In addition, the program provides health visits, reentry, peer recovery, soft and life skills, vocational assessments, employability, financial and emotional literacy, pro-social support, mediation, mentoring / coaching, and health and wellness services. The program provides job training for those with inadequate work skills and lack of stable employment. The program refers to community providers for mental health services.

JAIL SUBSTANCE ABUSE PROGRAM (J.S.A.P.)

2018 AT A GLANCE

- ◆ 138 inmates attended JSAP (Program #800)
- ◆ 16 were sentenced to the Division of Correction
- ◆ 8 inmates were removed due to disciplinary infractions
- ◆ 44 inmates attended the TAMAR (Trauma Addictions Mental Health Recovery) Program

The **Jail Substance Abuse Program (JSAP)** was established in 1989 as an intensive six-week substance abuse treatment program operating within the Washington County Detention Center in partnership with the Washington County Health Department. The primary goal of this program is to return inmates to the community with the ability to abstain from substance abuse. Currently, inmates in the JSAP program participate in treatment 3 hours per day, 3 days per week for 6 weeks. In addition to Substance Abuse Services, they receive Adult Basic Education classes, Life Skills, Parenting Classes and Trauma Treatment. Upon release, inmates are referred to the Washington County Health Department-Division of Addictions and Mental Health Services for continuing care and support.

INMATE VISITING

In July 2011, the Washington County Detention Center implemented a Video Visitation System for inmate visitation with family and friends. The Video Visitation System uses computer screens and telephones so that the inmate can remain on their housing unit but still be able to visit with their family and friends. Visitors must logon to the system to schedule their visit which allows them to visit at more convenient times for them.

In addition, the Video Visitation System has allowed the Maryland Parole Commission to conduct parole hearings remotely so that the Commission can hold hearings in a timely manner with all inmates who are entitled to parole hearings. Prior to the implementation of Video Visitation, the Parole Commission had to travel from Baltimore to Hagerstown to hold parole hearings. This prevented them from holding parole hearings with the inmate in a timely manner as required by law.

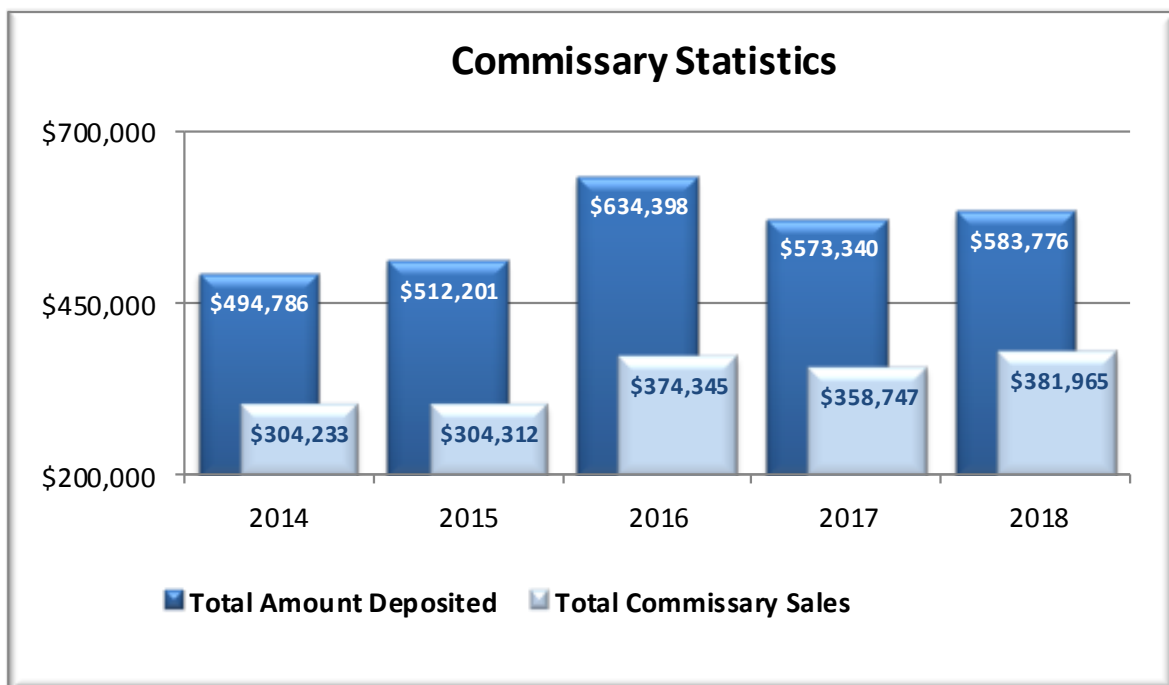
10,634 visits were conducted at the Detention Center in 2018!

INMATE COMMISSARY/ACCOUNTS MANAGEMENT

2018 AT A GLANCE

- ◆ Total amount deposited into inmate accounts was \$583,776
- ◆ 14,307 commissary orders were filled— a increase of 498 over 2017
- ◆ Average inmate commissary order was \$26.70
- ◆ \$876.00 in medical fees
- ◆ \$1,687.00 in Classification fees
- ◆ \$307.00 for property damage
- ◆ Annual accounting audit completed by outside agency with 0 deficiencies

Commissary sales totaled \$38,965 — a \$23,218.00 increase over 2017



CLASSIFICATION UNIT

2018 AT A GLANCE

◆	505 inmates were assigned Trusty positions:
	141 Kitchen Trusties
	163 Sanitation
	122 Laundry Trusties
	28 Wall-scrubber Trusties
	51 Other Trusty positions
◆	1,904 Initial Classification Interviews
◆	119 Reclassification Hearings were conducted
◆	534 Classification Reviews were held
◆	321 Detainers were processed
◆	3,752 Inmate Request Slips were handled
◆	151 Parole Hearings

The Detention Center is required to house inmates having a variety of criminal charges, cultural, social and educational backgrounds, and personal needs. An Initial Classification Interview, an information gathering process is conducted for each inmate. During this process, **Classification Counselors** assess an inmate's current charges, sentence/bond status, criminal history, medical/mental health history, and housing requirements. Orientation to facility rules and regulations and institutional functions also occurs at this time. Classification Reviews are periodically conducted to determine if modification of an inmate's current status is appropriate. Once compiled, the information is used to assign housing, program access, and in making institutional work assignments. Classification Counselors provide a vital information link between the inmate population, courts, and other judicial system agencies.

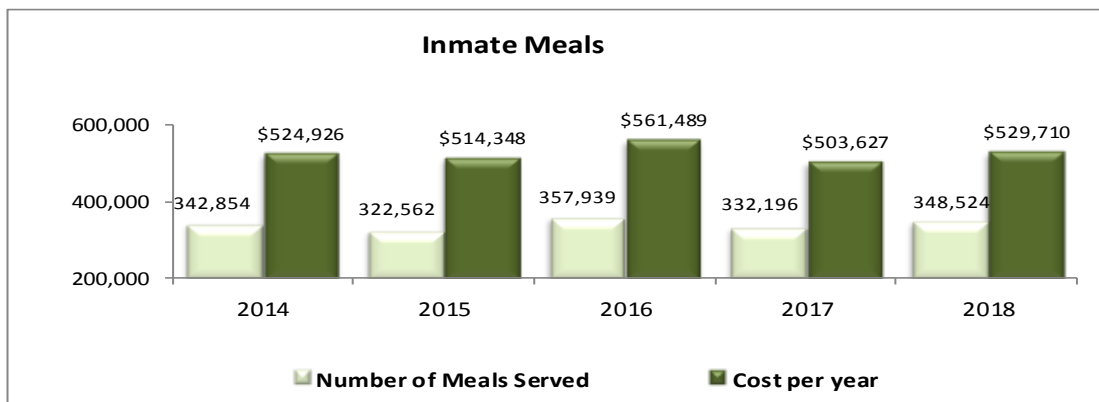
CLASSIFICATION UNIT					
	2014	2015	2016	2017	2018
Classifications	2,593	2,355	2,779	1,780	1,904
Reclassifications	169	245	113	96	119
Request Slips	4,242	3,523	3,289	3,060	3,752
Detainers Processed	277	203	79	355	321

FOOD SERVICES

2018 AT A GLANCE

- ◆ Prepared and served a total of 348,524 inmate meals (cost per meal was \$1.50 January-April and \$1.50 May–December)
- ◆ Total cost of feeding inmates was \$529,710
- ◆ Served an average of 955 inmate meals per day

In 2013, the Washington County Detention Center awarded a contract to ARAMARK to provide food services to inmates and staff. Food Service operations must comply with all regulatory standards mandated by such agencies as the Maryland State Department of Health and Mental Hygiene and the Maryland Commission on Correction Standards. In addition, all dietary requirements of inmates must be met – medical diets, religious diets, special diets, etc.



INMATE EDUCATION PROGRAMS

2018 AT A GLANCE

- ◆ 52 inmates participated in GED Classes
- ◆ 49 in Adult Education, (23 males and 26 females)

MEDICAL & MENTAL HEALTH SERVICES

2018 AT A GLANCE

Over 1,500 Inmate Health Histories were conducted as part of the intake process. The following numbers indicate those inmates admitting to the listed medical conditions:

◆ 2	—Contagious/Communicable Disease	◆ 24	—Pregnant
◆ 29	—Crab/Lice	◆ 169	—Presently Suicidal
◆ 363	—Drug/Alcohol withdrawal Symptoms	◆ 1,340	—Prior Drug use
◆ 0	—Head Injury with Hospitalization	◆ 174	—Prior Suicide Attempts
◆ 87	—Heart Condition	◆ 508	—Psychiatric/Mental Treatment
◆ 102	—History of Tuberculosis/Hepatitis	◆ 87	—Sexually Transmitted Disease
◆ 296	—IV Drug use/shared needles		

	PROCEDURE	2017	2018
01	Ambulance Transport	20	15
02	Cardiac/HTN Clinic	34	87
03	Cardiologist Consults	2	2
04	Chest Disease	0	0
05	Deaths	0	0
06	Dental	135	108
07	Detox Prescriptions Started	318	363
08	Dialysis	0	0
09	Dietary Consults	107	30
10	EKGs	55	71
11	Employee TB Testing	147	
12	Endocrine Clinic	20	22
13	Emergency Room-(Medical)	39	47
14	Emergency Room-(Accident)	18	2
15	Eye Glass Repair/Exam	2	2
16	Flu Vaccines	36	37
17	Infectious Disease Clinic	41	42
18	INH Clinic	0	0
19	INH Prescription Clinic	0	0
20	Inmate Health Histories	1,659	1,760
21	Inmate TB Tests	1,729	1,684
22	IV Starts	32	0
23	Job Screening	617	1,598

	PROCEDURE	2017	2018
24	Laboratory	909	612
25	Neurological Consults	2	0
26	Neurology Clinic	5	17
27	Nurse Sick Call	430	2,496
28	OBGYN Consults	13	12
29	On-Site X-ray	164	146
30	Oral Surgery	0	0
31	Orthopedic Consults	22	15
32	Outside X-ray	14	10
33	Physical Therapy	0	0
34	Physicals	1,459	1,598
35	Physician's Sick Call	2,272	760
36	Prescription Medication	2,124	1,975
37	Psychotropic Medications	1,579	1,231
38	Psychiatric Social Worker Individual Counseling	1,824	0
39	Psychiatrist	905	902
40	Pulmonary Clinic	10	21
41	RPR	32	46
42	Suicide Attempts	1	0
43	Surgical Consults	3	2
44	Urological Consults	0	3
45	Meritus Medical Ctr., Inpatient	21	11

2018 Operations Outcome Measures

01	Average Daily Population in the past 12 months	308
02	Number of Admissions in the past 12 months	1,880
03	Number of physical injuries or emotional traumas requiring treatment as a result of the injuries in the past 12 months	0
04	Number of inmates diagnosed with hygiene-related conditions (scabies, lice, or fungal infections) in last 12 months	29
05	Number of inmate injuries (other than fire) requiring medical treatment in the past 12 months	47
06	Number of staff injuries (other than fire) requiring medical treatment in the past 12 months	1
07	Number of problems identified by internal health care review that were corrected in the past 12 months	0
08	Number of rule violations in the past 12 months	616
09	Number of assaults—inmate against inmate, inmate against staff—in the last 12 months	57/6
10	Number of incidents involving contraband in the past 12 months	24
11	Number of weapons found in the facility in the past 12 months	11
12	Number of controlled substances found in the facility in the last 12 months	10
13	Number of incidents involving keys in the past 12 months	0
14	Number of incidents involving tools in the past 12 months	0
15	Number of incidents involving culinary equipment in the past 12 months	0
16	Number of incidents involving medical equipment and sharps in the past 12 months	0
17	Number of Sanitation or Health Code violations identified by external agencies in the past 12 months	0
18	Number of Sanitation or Health Code violations corrected in the past 12 months	0
19	Number of instances in which force was used in the past 12 months	25
20	Number of times staff uses force were found to have been inappropriate in the past 12 months	0

2018 Operations Outcome Measures

21	Number of inmate grievances filed alleging inappropriate use of force in the past 12 months	0
22	Number of disciplinary incidents resolved informally in the past 12 months	277
23	Number of formal inmate disciplinary decisions that were appealed in the past 12 months	49
24	Number of appealed disciplinary decisions decided in favor of the inmate in the past 12 months	14
25	Total number of credit hours in courses relevant to their facility responsibilities earned by staff participating in higher education in the past 12 months	0
26	Number of professional development events (in hours) attended by staff in the last 12 months	0
27	Total number of hours of community service donated by inmates in the past 12 months	300
28	Total number of inmates who participated in community service work in the past 12 months	1
29	Number of inmates who were sentenced to the jail for 6 months or more in the past 12 months	832
30	Number of inmates who passed GED exams while confined in the past 12 months	0
31	Total number of disciplinary decisions made in the past 12 months	246
32	Total number of grade levels advanced by inmates in the past 12 months	0
33	Number of staff at the end of the last calendar year (support staff included; Central Booking staff not included)	106
34	Number of staff who left employment for any reason in the past 12 months	8
35	Budget for the past 12 months	\$14,587,280
36	Total number of hours of volunteer service delivered by members of the community in the past 12 months	643
37	Total number of individual community members who provided voluntary service in the past 12 months	82
38	Un-authorized walk-offs in the last 12 months	0
39	Number of Program Changes in the last 12 months (requested from an outside auditing agency)	0
40	Number of Program Changes recommended in the last 12 months (requested from an outside auditing agency)	0

NOTES



Washington County Sheriff's Office
500 Western Maryland Parkway
Hagerstown, MD 21740

Detention Division (240) 313-2133
Judicial Division (240) 313-2530
Patrol Division (240) 313-2100

www.washcosheriff.com