

WASHINGTON COUNTY SHERIFF'S OFFICE



2019

ANNUAL REPORT

TABLE OF CONTENTS

INTRODUCTION **PAGE**

LETTER FROM THE SHERIFF.....	2
MISSION & VISION STATEMENTS.....	3
BUDGET SUMMARY.....	4
PERSONNEL CHART.....	6

PATROL DIVISION

PATROL QUICK FACTS.....	8
TRAINING & RECRUITMENT.....	9
NARCOTICS TASK FORCE.....	10
GANG INVESTIGATION UNIT.....	10
K-9 UNIT.....	10
TRAFFIC/CRIMINAL INTERDICTION UNIT.....	11
COMMUNITY & SCHOOL RESOURCE DEPUTY PROGRAMS...	11
SPECIAL RESPONSE TEAM (SRT).....	12
SEX OFFENDER REGISTRATION UNIT.....	13
CRIMINAL INVESTIGATION UNIT.....	14
POLICE COMMUNICATIONS & CALL STATISTICS.....	16
DOMESTIC VIOLENCE UNIT.....	22
CRIME ANALYST.....	22
BURGLAR ALARM RESPONSE.....	23
UNIFORM CRIME REPORT (UCR).....	24
DUI/DWI ENFORCEMENT.....	27
ACCIDENT INFORMATION.....	28
TRAFFIC.....	30

CENTRAL BOOKING

ARRESTING AGENCY MONTHLY STATISTICS.....	31
--	----

JUDICIAL DIVISION **PAGE**

COURTROOM SECURITY, PRISONER TRANSPORT.....	32
CIVIL & CRIMINAL PROCESS.....	34
CHILD SUPPORT ENFORCEMENT.....	35
WARRANT TASK FORCE.....	36
WARRANTS/CRIMINAL SUMMONS.....	38
JUDICIAL FLEET.....	39

DETENTION DIVISION

POINTS OF INTEREST.....	40
REVENUES.....	41
FACILITY INSPECTIONS.....	41
BUDGETARY/STAFFING COMPARISONS.....	42
INMATE HOUSING REPORT.....	43
TRAINING & RECRUITMENT.....	44
INMATE DISCIPLINARY STATISTICS.....	45
SECURITY DIVISION.....	46
INMATE POPULATION STATISTICS.....	47
INTAKE OFFICE.....	52
TRANSPORTATION UNIT.....	53
INMATE PROGRAMS.....	54
DAY REPORTING CENTER.....	56
JAIL SUBSTANCE ABUSE PROGRAM (J.S.A.P.).....	57
INMATE COMMISSARY/ACCOUNTS MANAGEMENT.....	58
INMATE VISITING.....	58
CLASSIFICATION.....	59
FOOD SERVICES & INMATE EDUCATION.....	60
MEDICAL & MENTAL HEALTH.....	61
OPERATIONS OUTCOME MEASURES.....	62

FROM THE SHERIFF



Office of the Sheriff:
Washington County
500 Western Maryland Parkway
Hagerstown, MD 21740-5199
Sheriff Douglas W. Mullendore

OFFICE: 240-313-2101
FAX: 240-313-2105
Email: dmullendore@washco-md.net



Dear Citizens,

The opioid addiction continues to be the largest problem and the root of much of the crime in Washington County. We have been working with our Criminal Justice System partners to address this problem. We have made baby steps in improving the number of overdoses, but we have a long way to go to resolve the opioid crisis.

The Day Reporting Center (DRC) was established at the end of 2016 and continued to expand and grow throughout 2019. The Day Reporting Center also started providing services for clients from the Adult Drug Court in April 2019. The DRC also takes in clients who are on pretrial release to provide monitoring and services. In addition, we are working with the Department of Public Safety and Correctional Services to bring back inmates from the Division of Corrections as they are within a year of release back into our community. This will allow us to provide reentry services to these inmates to help them cope and reduce the potential for committing future crimes.

The Sheriff's Office has been working with our partners in Fire and Rescue to plan and construct a Public Safety Training Center where we train new recruits, do in-service training, and train with our other public safety partners to insure our response to any incident will be coordinated in an efficient and effective manner. The construction of the Public Safety Training Center began in October 2019 and will take approximately 18 months to complete.

The Sheriff's Office began a Law Enforcement Assisted Diversion (LEAD) Program with several our community partners to divert low-level offenders away from the criminal justice system and into community services where we feel there will be a better outcome. The victims and offenders both must agree to the LEAD Program before an offender is placed into the program.

The Sheriff's Office is also participating in a Juvenile Diversion program that allows our deputies to use discretion in diverting juveniles who have committed minor offenses, and have not been extensively involved in the Juvenile Justice System, into community programs that keeps them from having a juvenile criminal record but takes corrective actions to alter their criminal thinking.

Rest assured that the Washington County Sheriff's Office is doing everything within our power to provide a safe environment in which to live and work in Washington County.

Sincerely,

A handwritten signature in blue ink that reads "Doug Mullendore".

Sheriff Doug Mullendore

MISSION & VISION STATEMENTS

MISSION STATEMENT

It is the mission of the Washington County Sheriff's Office to provide professional, high quality and effective police, correctional and court security services in partnership with the community and other criminal justice agencies, while continuing to build and maintain these relationships.



VISION STATEMENT

The Washington County Sheriff's Office is committed to providing services that are fair, impartial and effective while holding employees to the highest standards of efficiency, morality and professionalism.

The Sheriff's Office is comprised of skilled dedicated professionals, striving to be proactive, rather than reactive where possible. We are responsible and accountable to each other as well as the public we serve. We believe in the concept of continuous improvement in all our endeavors, always striving to be the best we can be.

BUDGETARY SUMMARY

CENTRAL BOOKING

		FY 2019		FY 2020
Salary Wages & Benefits	\$	898,760.00	\$	980,020.00
Operations	\$	14,990.00	\$	25,620.00
Capital Outlay	\$	0.00	\$	0.00
TOTAL	\$	913,750.00	\$	1,005,640.00

DETENTION DIVISION

Salary Wages & Benefits	\$	11,437,520.00	\$	12,058,130.00
Operations	\$	3,149,760.00	\$	3,604,780.00
Capital Outlay	\$	0.00	\$	76,020.00
TOTAL	\$	14,587,280.00	\$	15,738,930.00

DAY REPORTING CENTER (BUDGET)

Salary Wages & Benefits	\$	108,995.00	\$	234,530.00
Operations	\$	150,815.00	\$	257,590.00
Capital Outlay	\$	20,950.00	\$	0.00
TOTAL	\$	280,760.00	\$	492,120.00

DAY REPORTING CENTER (GRANT)

Salary Wages & Benefits	\$	105,455.00	\$	45,500.00
Operations	\$	164,454.00	\$	182,508.00
Capital Outlay	\$	0.00	\$	0.00
TOTAL	\$	269,909.00	\$	228,008.00

BUDGETARY SUMMARY

JUDICIAL SERVICES DIVISION

	FY 2019	FY 2020
Salary Wages & Benefits	\$ 2,627,040.00	\$ 2,806,610.00
Operations	\$ 138,820.00	\$ 130,410.00
Capital Outlay	\$ 0.00	\$ 0.00
TOTAL	\$ 2,765,860.00	\$ 2,937,020.00

PATROL DIVISION

Salary Wages & Benefits	\$ 9,934,170.00	\$ 10,247,510.00
Operations	\$ 2,013,980.00	\$ 2,098,370.00
Capital Outlay	\$ 22,000.00	\$ 0.00
TOTAL	\$ 11,970,150.00	\$ 12,345,880.00

PROCESS SERVERS (JUDICIAL)

Salary Wages & Benefits	\$ 149,830.00	\$ 158,530.00
Operations	\$ 5,980.00	\$ 6,540.00
Capital Outlay	\$ 0.00	\$ 0.00
TOTAL	\$ 155,810.00	\$ 165,070.00

TOTAL SHERIFF'S OFFICE BUDGET

Salary Wages & Benefits	\$ 25,261,770.00	\$ 26,530,830.00
Operations	\$ 5,638,799.00	\$ 6,305,818.00
Capital Outlay	\$ 42,950.00	\$ 76,020.00
GRAND TOTAL	\$ 30,943,519.00	\$ 32,912,668.00

PERSONNEL CHART

ADMINISTRATION

Sheriff	1
Colonel	1
Civilian	1
TOTAL	3

CENTRAL BOOKING

Lieutenant	1
Sergeant	0
Corporal	1
Deputy First Class	7
Deputy	1
TOTAL	10

DETENTION DIVISION

Major	1
Captain	2
Lieutenant	4
Sergeant	13
Corporal	1
Deputy First Class	54
Deputy	29
Civilian	13
Vacancies	6
TOTAL	123

DAY REPORTING CENTER

Day Reporting Director	1
Deputy First Class	1
TOTAL	2

PERSONNEL CHART

JUDICIAL PROCESS SERVERS

Process Servers	2
Civilians	1
TOTAL	3

JUDICIAL DIVISION

Major	1
Lieutenant	1
Sergeant	2
Corporal	1
Deputy First Class (Sworn)	10
Deputy First Class (Non-Sworn)	4
Deputy	3
Civilian	8
TOTAL	30

PATROL DIVISION

Major	1
Captain	2
Lieutenant	6
Sergeant	12
Corporal	6
Deputy First Class	26
Deputy	31
Civilian	15
Vacancies	1
TOTAL	100

PERSONNEL SUMMARY

Administration	3
Central Booking	10
Detention Division	123
Day Reporting Center	2
Process Servers	3
Judicial Division	30
Patrol Division	100
TOTAL SHERIFF'S OFFICE PERSONNEL	271



WASHINGTON COUNTY SHERIFF'S OFFICE PATROL DIVISION



2019 PATROL DIVISION QUICK FACTS

	2018	2019
Calls for Service	70,798	69,235
Traffic Citations Issued	7,666	6,523
Traffic Warnings Issued	10,284	10,361
Safety Equipment Repair Orders Issued	523	405
Driving While Under the Influence Arrests	203	148
Adult Arrests	3,455	3,337
Adult Alcohol Citations	6	10
Accident Reports	787	765
Domestic Violence Homicide	1	0
Property Reported Stolen	\$2,866,814	\$1,801,945
Patrol Fleet Miles Driven	1,412,716	1,437,612
Juvenile Alcohol Citations	52	12
Juvenile Arrests	250	274
Domestic Violence Calls	898	912

TRAINING & RECRUITMENT

2019 AT A GLANCE

- ◆ Numerous Patrol, Judicial and Detention personnel attended 2 job fairs to recruit applicants.
- ◆ Out of 83 applicants for Patrol or Judicial, 23 passed all testing phases and were placed on an eligibility list.
- ◆ During the year 2019, twenty Deputies and one Civilian were hired to fill positions at the Sheriff's Office.

SPECIALIZED TRAINING

Many employees attended specialized training in topics such as:

- General Instructors & Field Training Officer Certification School
- Cell Phone Technology and Forensic Data Recovery
- Active Shooter Instructor Certification
- Anti-Terrorism Training
- Crash Reconstruction
- Crime Prevention
- Criminal Suspect Vehicle Surveillance Techniques
- Drug Interdiction
- Street Gang and Motorcycle Gang Awareness
- Interviews and Interrogations and Identifying Deceptive Behavior
- Hostage Negotiation
- Computer Crimes Certification & Cell Phone Data Recovery
- Law Enforcement Officers Bill of Rights
- School Violence and School Safety

IN-SERVICE TRAINING

Every police officer is mandated by the State of Maryland to successfully complete 18 hours of annual in-service training. Training topics included are:

- Tactical Medicine and Emergency First Aid
- Firearms Safety and Use of Force
- Defensive Tactics, Police Baton, O.C. Spray and Taser Certification
- Autism & Police Interaction
- Dealing with the Mentally ILL
- Handling Identity Theft
- Rape and Sexual Assault
- Child Exploitation
- Airport Security
- Agency All Hazard Plan
- Dealing with Sovereign Citizens

ENTRANCE LEVEL POLICE OFFICER

All newly hired Patrol Deputies must attend an entry-level police academy. Newly hired officers attend a Maryland Police and Correctional Training Certified Academy within Maryland.

FIELD TRAINING OFFICER

The Field Training Program requires a minimum of four months training. The recruit is assigned to work each day with a deputy that has received specialized training as a Field Training Officer (FTO). The FTO monitors, and mentors the recruit. A detailed progress and activity report is maintained and reviewed weekly by the patrol supervisor. Upon the recruit's successful completion of the FTO program, the Maryland Police Training Commission is notified in writing, and the recruit is then certified as a law enforcement officer.

FIREARMS QUALIFICATION

All Sheriff's Office Deputies are required to qualify annually with department issued handguns. A minimum of two hours of classroom instruction is mandated. The Deputy is then required to pass a live fire training course. The officer must qualify by scoring at least a 70% during both day light and reduced light firing. In addition to live fire each deputy is mandated to satisfactorily complete a firearms judgmental course. This training is provided by the use of a Firearms Training Simulator (F.A.T.S machine). This video-based simulation system gives the deputy different real-life scenarios. Using the F.A.T.S. machine, deputies must decide based on the circumstances if they should shoot a suspect or not. Each officer is also required to qualify with a department issued shotgun.

NARCOTICS TASK FORCE (NTF)

2019 AT A GLANCE

- ◆ Heroin and opiates continue to be the drugs most investigated by the Narcotics Task Force.
- ◆ Narcotics Task Force opened 398 investigations in 2019 which led to the arrests of 115 persons. The majority of the arrests involved distribution of Heroin (35), Fentanyl (31), Crack Cocaine (14), Powder Cocaine (12), and Marijuana (8).
- ◆ Narcotics Task Force responded to 329 heroin overdoses; of which 60 were fatal.
- ◆ Narcotics Task Force executed a total of 78 search and seizure warrants.
- ◆ Narcotics Task Force seized 28 firearms of various makes and models.
- ◆ Narcotics Task Force seized 3 vehicles and were awarded forfeiture by the Circuit Court of Washington County.
- ◆ Narcotics Task Force seized over \$167,000.00 in cash and assets.

GANG INVESTIGATION UNIT

2019 AT A GLANCE

- ◆ The Gang Unit identified and validated approximately 68 total gang members and associates.
- ◆ Gang Unit provided 53 documented assists to State, Federal and local entities regarding gang information.
- ◆ 444 known gang members or associates were arrested for various crimes throughout Washington County in 2019.
- ◆ Gang Unit assisted Narcotics Task Force with numerous drug arrests where the targets were gang members or associates. The Gang Unit also assisted in and/ or investigated numerous Heroin related overdoses.

K-9 Unit

The Washington County Sheriff's Office K-9 unit consists of (4) four WCSO deputies and their assigned K-9 partners, consisting of (2) two cross-trained German Sheppard patrol/detection K-9's, (1) one Labrador Retriever trained in narcotics detection, and (1) one Bloodhound trained in tracking/trailing of persons. In 2019 WCSO deployed their K-9's one hundred and seventy (170) times for various calls for service supporting WCSO and surrounding agencies. All WCSO K-9's and their partners certify annually with the North American Police Work Dog Association.

TRAFFIC / CRIMINAL INTERDICTION UNIT

TRAFFIC/CRIMINAL INTERDICTION UNIT

The Washington County Sheriffs Office Traffic / Criminal Interdiction Unit (TCIU) is comprised of four Sheriffs' Office deputies. Their duties and responsibilities include: to address on-going traffic safety problems identified through crash data analysis and complaints received from the citizens of Washington County through the use of selective enforcement activities, saturation patrols, and high visibility traffic enforcement.

Another duty is to utilize a problem oriented policing approach and address criminal activity through the use of proactive enforcement, criminal interdiction, and covert surveillance techniques in known locations in Washington County, Maryland. Lastly, to enforce Federal Motor Carrier Safety Administration (FMCSA) regulations by conducting commercial motor vehicle safety inspections in Washington County, Maryland.

COMMUNITY DEPUTY PROGRAM

The town of Williamsport has contracted the services of one Community Deputy, who acts as the town's police force and is supported by the Patrol Division during hours when the Community Deputy is not working. Deputy First Class Matthew Sullivan has been serving the town's people since December 2018. Dfc. Sullivan has developed a great working relationship with the Town of Williamsport Officials; which results in positive community relations with the town's people, businesses, and visitors of the many historic sites. Dfc. Sullivan actively participates in community events; such as National Night Out, The Williamsport Secret Santa, Christmas Parade Planning Committee, Canal Days, Trick or Treat Patrol, July 4th in Byron Park, and The Polar Bear Plunge, to name a few.

Since October 2018 three municipalities contracted with the Washington County Sheriff's Office for Police Protection Services for their citizens. The communities of Sharpsburg, Keedysville and Clear Spring joined together and share the services of Deputy First Class Tracey Peyton. Dfc. Peyton routinely patrols these areas; while responding to any calls for service. Dfc. Peyton serves as the towns police force and is supported by the Patrol Division during hours when he is not working.

SCHOOL RESOURCE DEPUTY PROGRAM

The Washington County Sheriff's Office and the Washington County Board of Education have partnered together to provide School Resource Deputies to schools in Washington County. School Resource Deputies are assigned to Clear Spring, Williamsport, Boonsboro and Smithsburg High Schools and provide coverage for the local Middle Schools and feeder elementary schools as well.

The School Resource Deputies provide security at their assigned schools, provide services to school staff dealing with disciplinary issues, criminal matters and counseling troubled students.

SPECIAL RESPONSE TEAM (SRT)

2019 AT A GLANCE

- ♦ The Special Response Team was utilized 32 times during 2019:
- ♦ 15 - Narcotics Task Force / U.S. Drug Enforcement Administration
- ♦ 1 - Washington County Sheriff's Office
- ♦ 5 - Hagerstown Police Department
- ♦ 11 - Assist other Police Departments
- ♦ Assisted with the execution of 15 Search and Seizure warrants

The **Washington County Special Response Team** is comprised of members of the Hagerstown Police Department and the Washington County Sheriff's Office. Each member of the team is selected by undergoing rigorous physical fitness; marksmanship and tactical training as well as mandatory attendance of a grueling three week long SWAT school sponsored by the Howard County Police Department/Tactical Section.

Special Response Team Specialized Training:

- 1st Aid Classroom/ Practical training
- Active shooter
- Barricade subject training with Negotiators
- Clearance Concepts/Threat Hierarchy
- Explosive Breaching
- Hazmat Training/ SCBA's
- Hostage Rescue
- K9 Training/ building entries
- Range/ Shooting scenario
- SWAT Olympics at range
- SWAT, Special Weapons and Tactics
- Team movements at airport on airplane
- Team movements/ building searches
- Vehicle take downs/ bus assaults
- FTX Training Exercise

HIGH RISK/BARRICADES

- | | | | |
|------------|--|------------|--|
| • 01/11/19 | CDS and Weapon Violations | • 08/09/19 | Narcotic Search and Seizure Warrant |
| • 01/24/19 | Homeland Security Warrant | • 08/12/19 | Two Narcotic Search and Seizure Warrants |
| • 01/29/19 | Frederick County NTF Warrant | • 08/25/19 | Frederick County Murder Suspect |
| • 02/27/19 | Narcotic Search and Seizure Warrant | • 09/09/19 | Narcotic Search and Seizure Warrant |
| • 03/05/19 | Narcotic Search and Seizure Warrant | • 09/12/19 | Narcotic Search and Seizure Warrant |
| • 04/04/19 | Narcotic Search and Seizure Warrant | • 09/17/19 | Two Narcotic Search and Seizure Warrants |
| • 04/05/19 | Frederick County NTF Warrant | • 09/24/19 | Two Frederick County NTF Warrants |
| • 05/16/19 | Robbery Investigation | • 10/04/19 | Two CDS Investigation Warrants |
| • 05/23/19 | Narcotic Search and Seizure Warrant | • 10/06/19 | Home Invasion Suspect |
| • 06/06/19 | Narcotic Search and Seizure Warrant | • 10/29/19 | ATF Warrant |
| • 06/06/19 | Cumberland Police Department Warrant | • 10/30/19 | Frederick County NTF Warrant |
| • 06/25/19 | Barricade with Shooting Suspect | • 12/03/19 | Narcotic Search and Seizure Warrant |
| • 07/16/19 | Frederick County NTF Warrant | • 12/09/19 | Cumberland Police Department Warrant |
| • 07/31/19 | Two Narcotic Search and Seizure Warrants | • 12/31/19 | Cumberland Police Department Warrant |

SEX OFFENDER REGISTRATION UNIT

2019 AT A GLANCE

- ◆ On December 31, 2019, there were 173 Tier III offenders, 40 Tier II offenders and 44 Tier I offenders registered in Washington County
- ◆ All are male with the exception of 4 females.
- ◆ All reside in Washington County with the exception of 19 who reside out of state, but are employed in Washington County.
- ◆ In 2019, initial registrations were completed for 26 Tier III offenders, 5 Tier II offenders, 10 Tier I offenders, and no sexually violent predators.
- ◆ 5 persons were charged with various violations of the registry laws. Violations involved offenders failing to notify registry within 3 days of an address change and failure to register weekly as a homeless offender as required.
- ◆ The residence of each sex offender is verified once every 8 weeks. Approximately 1,113 address verifications were conducted in 2019.
- ◆ The Sheriff's Office processed 1,227 registration appointments in 2019.

SEX OFFENDER REGISTRATION

Tier I Sex Offender must register every six months for fifteen years. Some offenses are 4th Degree Sex Offense and Possession of Child Pornography.

Tier II Sex Offender must register every six months for twenty-five years. Some offenses are Distribution of Child Pornography, Sexual Solicitation of a Minor, 3rd Degree Sex Offense - Sexual Act (offender is at least four years older than victim) or Vaginal Intercourse (offender is at least twenty-one years old) which is a Statutory Offense where victim was a fourteen or fifteen year old.

Tier III Sex Offender is the most serious classification and must register every three months for life. Some offenses are Child Kidnapping, Rape 1st, 2nd, and 3rd Degree, 1st, 2nd, and 3rd Degree Sex Offenses, Sexual Abuse of a Minor, all Attempted Rapes and Sex Offenses.

Sexually Violent Predator registers every three months for life. This offender is convicted of a sexually violent offense and has been determined to be at risk of committing another sexually violent offense.

Homeless Offenders with no fixed address must report and register weekly.

CRIMINAL INVESTIGATION UNIT

2019 AT A GLANCE

- ◆ 331 cases investigated by the Criminal Investigation Unit in 2019.
- ◆ 187 firearms seized during 2019 from the service of Protective Violence Orders.
- ◆ 57 firearms seized during 2019 from Emergency Risk Protective Orders.
- ◆ 136 firearms were returned after the protective violence orders expired in 2019.

Computer Voice Stress Analyzer

Select members of the Criminal Investigation Unit (3) have been specially trained in the use of a truth verification device; better known as a Computer Voice Stress Analyzer or C.V.S.A. The C.V.S.A. is an instrument or computer which records a person's voice and analyzes changes in voice pattern that have been scientifically proven to indicate deception.

During the calendar year 2019, a total of forty-two (42) C.V.S.A. tests were administered by our highly trained operators. Forty-one (41) persons were tested for pre-employment purposes and one (1) test was administered to a suspect in a criminal case.

Digital Investigative Forensic Unit

Two Detectives in 2018 received specialized training in the forensic examination of cellular telephones seized during criminal investigations. Specialized equipment was purchased through various grants to assist in retrieving this information. Detectives were able to gather invaluable information through these examinations that assisted in countless arrests and convictions of a multitude of different investigations. Their expertise and specialized equipment were also utilized by various outside police agencies as well. A total of eighty-eight (88) forensic cellular telephone examinations, thirty-seven (37) computer drive examinations, and forty-four (44) search warrants were performed during 2019; resulting in fifteen (15) arrests.

CONTROLLED DANGEROUS SUBSTANCE (CDS)

CDS Destroyed	86
CDS Received	131
Training Use	0
Total CDS in WCSO Inventory	259

STATISTICAL ARREST INFORMATION

	ARRESTS	SEARCH & SEIZURE WARRANTS
CIU	76	53

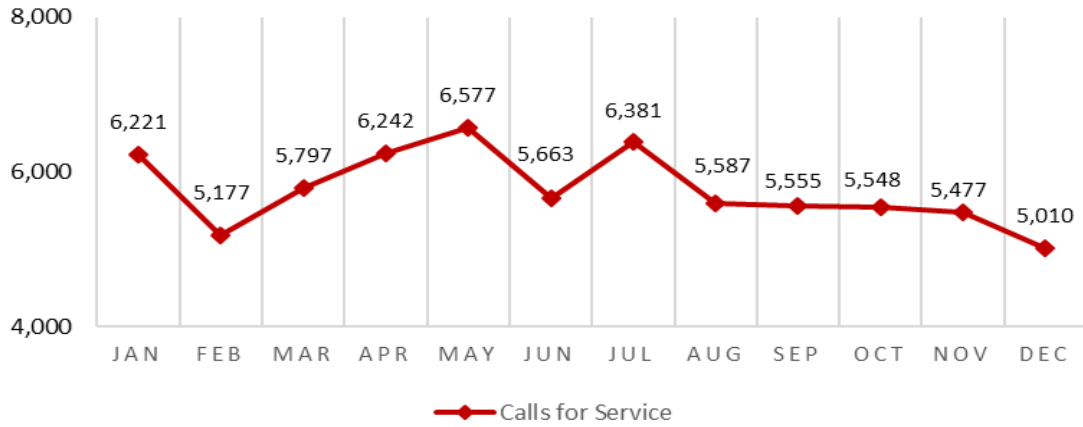
CRIMINAL INVESTIGATION UNIT

FIREARMS		
Firearms Received (excluding Protective Orders)	Hand Guns	65
	Long Guns	55
	Other	5
	Total	125
Firearms Released	Hand Guns	11
	Long Guns	15
	Other	2
	Total	28
Firearms Destroyed		14
Firearms to be Sold	Long Guns	22
	Other	0
	Total	22
Firearms in WCSO Inventory	Hand Guns	245
	Long Guns	77
	Other	0
	Total	322

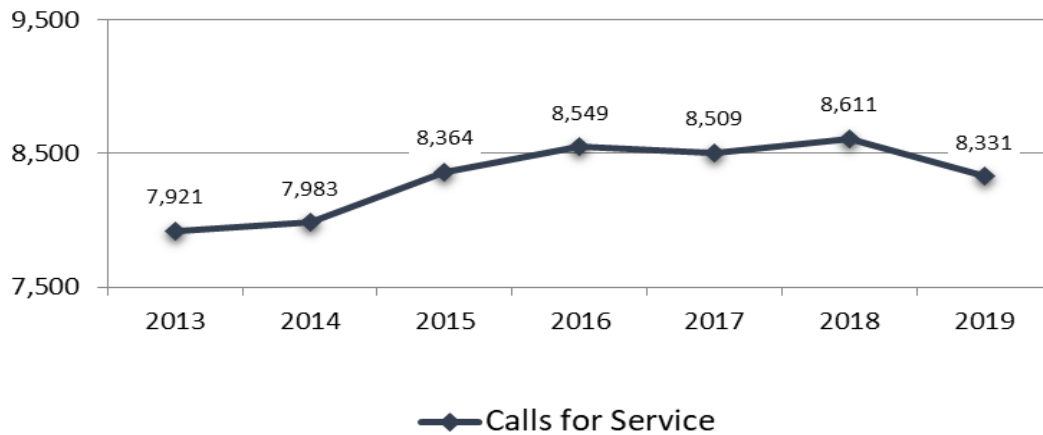
PROPERTY ROOM AND FIREARMS DISPOSAL	
New Property/Evidence added in 2019	2,107
Property/Evidence destroyed	954
Property/Evidence released	411
Total Property/Evidence in WCSO Inventory	6,367

POLICE COMMUNICATIONS AND CALLS STATISTICS

**CALLS FOR SERVICE BY MONTH
2019**



**Report Calls
2013-2019**

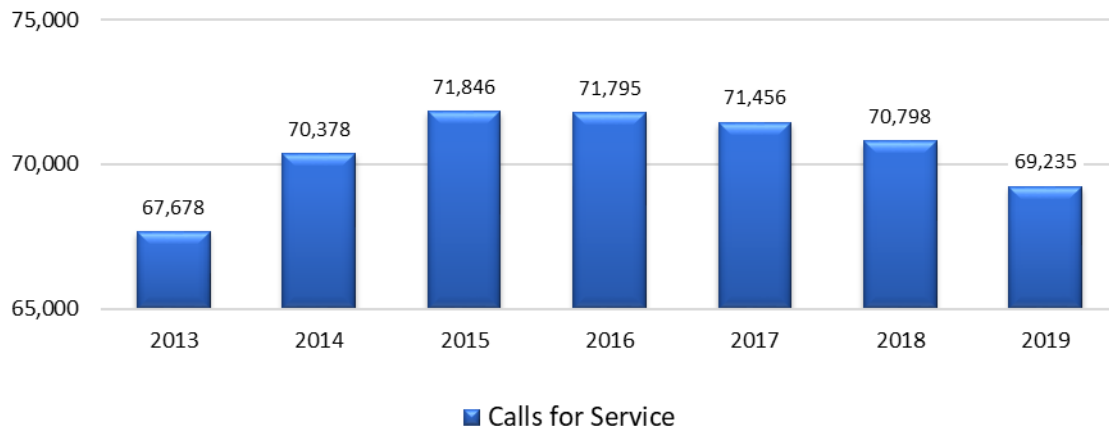


POLICE COMMUNICATIONS

CALLS FOR SERVICE BY COMMUNITY

	2015	2016	2017	2018	2019
Boonsboro	596	645	553	752	697
Clear Spring	806	616	825	678	586
Funkstown	832	929	1,018	1,676	1,085
Hagerstown	10,212	10,115	10,506	9,870	9,674
Hancock	834	826	633	789	955
Keedysville	239	157	364	193	386
Maugansville	2,576	2,612	2,513	1,488	1,746
Sharpsburg	425	423	778	762	549
Smithsburg	537	538	570	821	618
Williamsport	4,977	4,629	4,266	3,438	3,716
Hagerstown Airport	835	832	972	1,058	946
Valley Mall	3,647	3,738	3,071	3,511	3,555
Prime Outlets	426	430	427	348	353
Remainder of County	44,907	45,305	44,960	45,324	44,369
TOTAL CALLS	71,846	71,795	71,456	70,798	69,235

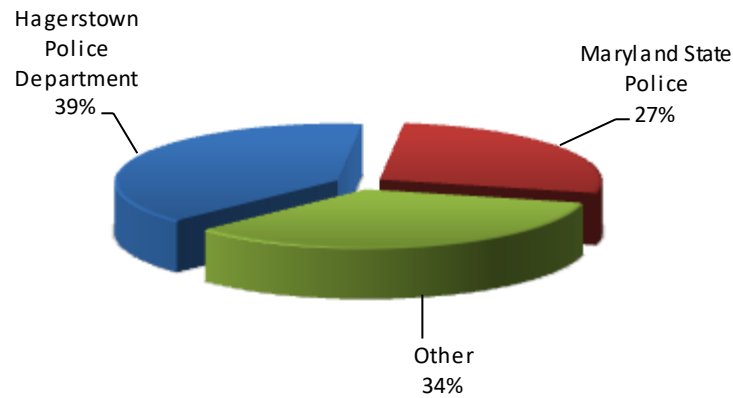
Calls for Service 2013-2019



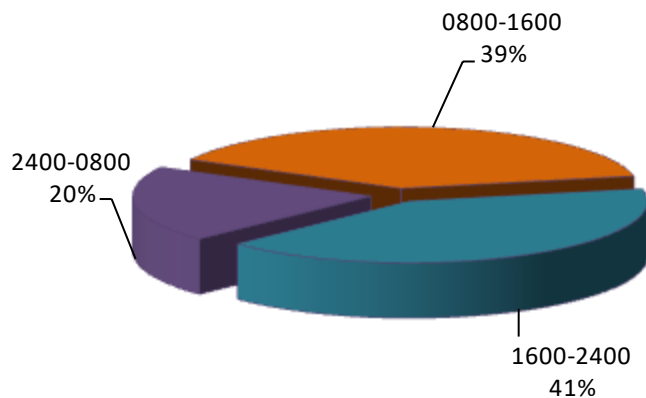
POLICE COMMUNICATIONS

The Sheriff's Office rendered assistance to other Police Agencies 1,706 times in 2019.

Assist Other Police Department



Assistance by Shift



POLICE COMMUNICATIONS

Call Situation	2018	2019
911 Hang-Up	264	262
ATL-Attempt to Locate	87	62
Abandoned Motor Vehicle	68	67
Abuse to Elderly/Mentally Challenged	24	23
Accident-Fatal	2	3
Accident-Personal Injury	239	240
Accident-Property Damage	539	52
Administrative Assignment	854	1,434
Aircraft Crash	2	1
Air Landing Problem, etc.	0	0
Alarm	2,538	2,509
Alcohol Violations	7	4
Animal Bite	103	136
Animal Complaint (Other than Bite)	373	376
Arson Reported	1	2
Arson in Progress	0	0
Assault Reported	238	225
Assault in Progress	123	120
Assist EMS	501	647
Assist Fire Department	88	82
Assist Non-Police Agency	76	53
Assist Other Police Department	1,922	1,706
Attempted Suicide Reported	22	22
Attempted Suicide in Progress	137	137
Background Investigation (Applicant)	30	51
Bank Check	4	5
Bomb Threat	3	5
Bombing/Explosive Incident	0	1
Bribery	0	1
Burglary Reported	285	250
Burglary in Progress	142	97
CDS/Drug Violations	400	421

Call Situation	2018	2019
Call Referred or Handled by Other PD	434	420
Carjacking Reported	0	0
Carjacking in Progress	0	0
Check Well Being	1,310	1,322
Child Abuse	26	36
Child Neglect	33	46
Child Sex Offender Address Check	2	2
Civil Matter	16	22
Civil Order Address Check	0	0
Code Violation	0	0
Community Policing	13	305
Composite/Facial Recognition	0	0
Computer Forensic Processing	0	1
Contractual Overtime	1,346	1,260
Counterfeiting	21	18
Court	1,272	1,228
Credit Card Offenses	1	3
Crime Prevention/Public Relations	6	14
Crime Scene Processing	3	0
Death-Attended/Unattended	125	52
Death Notification	15	16
Directed Enforcement	9,639	8,783
Disorderly Conduct/ Disturbance	1,643	1,517
Domestic Reported	160	166
Domestic in Progress	738	746
Driving While Intoxicated	206	157
Drowning	1	0
Embezzlement Reported	0	0
Emergency Commitment	441	385
Escape	2	7
Escort	3	6
Eviction	19	18

POLICE COMMUNICATIONS

Call Situation	2018	2019	Call Situation	2018	2019
Executive Protection Detail	0	0	Juvenile Offenses-Truant/Out of Control	205	228
False Report of Crime	1	0	Kidnapping/Abduction Reported	3	1
Fingerprinting	35	19	Kidnapping/Abduction in Progress	1	2
Firearms Record Check	2	3	Littering	48	36
Firearms/Weapons-Surrender	48	53	Locked out of or in Vehicle or Building	3	5
Fireworks Complaint	90	98	Loitering	11	0
Flee/Elude Police Pursuit	20	14	Lost/Found Property (Not Stolen)	99	116
Follow-up Part 1	817	741	Lost/Found Property Reported	152	128
Follow-up Part 11	2,155	2,059	Lost or Found Person not Reported Missing	38	38
Follow-up Part 111	467	518	Malicious Destruction to Property Reported	312	319
Forgery	2	2	Malicious Destruction to Property in Progress	38	36
Fraud/Bad Check Reported	296	307	Mental Disturbance	145	120
Fraud/Bad Check in Progress	9	13	Miscellaneous	23	16
Gambling Violations	0	0	Miscellaneous Court Paper Attempted	59	31
Gang Awareness Presentation	0	0	Miscellaneous Court Paper Service	42	50
Gang Graffiti	0	0	Missing Person	259	258
Grant-School Bus	77	1	Natural Disaster	0	0
Harassment	303	300	Noise Complaint	249	290
Homicide	0	0	Notifications	0	3
Homicide-Reported	1	0	Obstructing/Hindering Police Officer	1	5
Impersonating a Police Officer	0	0	Parking Complaint/Offense	319	374
Indecent Exposure/Indecency	26	27	Patrol/Sector Check Made	3,607	3,615
Industrial/Agricultural Accident	0	1	Patrol/Sector Check Requested	119	97
Injured/Sick Person	21	33	Perjury	0	0
Interim ERPPO Attempt	0	9	Police Information	678	659
Interim ERPPO Service	4	14	Polygraph/CVSA Examination	0	0
Interim Peace Order Attempted	74	100	Pornography	2	4
Interim Peace Order Service	84	82	Prisoner Transport	39	25
Interim Protective Order Attempted	241	224	Prostitution	1	3
Interim Protective Order Service	283	288	Prowler	8	8
Intoxicated Person	46	41	Public Nuisance	8	8
Intoximeter Test	106	110	Rape/Sex Offense Reported	52	60

POLICE COMMUNICATIONS

Call Situation	2018	2019
Rape/Sex Offense in Progress	1	1
Recovery of Stolen Vehicle	30	29
Removed Abandoned Motor Vehicle	0	2
Repossession of Vehicle	334	396
Riot/Crowd Control	0	0
Robbery Reported	7	10
Robbery in Progress	18	16
SRT/Hostage Negotiator Callout	24	34
School Checks	115	49
Search Warrant or Consent Search of Vehicle or Building	26	45
Service to Advise	886	1,115
Service to Standby	220	198
Sex Offender Registration	0	0
Sobriety Check Point	0	1
Special Assignment	382	199
Stolen Property-Possess/Buy/Receive/Recover	11	15
Suicide Reported	11	6
Summons Attempted	1,527	1,530
Summons Service	1,376	1,316
Suspicious Person/Subject Stop	922	864
Suspicious Vehicle	837	733
Tampering with Motor Vehicle	54	26
Tavern Checks	0	0
Telephone Misuse	1	2
Temporary ERPPO Attempt	1	4
Temporary ERPPO Service	2	8
Temporary Peace Order Attempted	367	368
Temporary Peace Order Service	261	303
Temporary Protective Order Attempted	473	526
Temporary Protective Order Service	471	563

Call Situation	2018	2019
Theft from Motor Vehicle in Progress	15	11
Theft Reported	845	721
Theft from Motor Vehicle Reported	354	261
Theft in Progress	330	355
Tobacco Violations	43	24
Towed Motor Vehicle	321	313
Towed Vehicle Release	2	0
Traffic Complaint/Arrest	651	650
Traffic Direction	15	12
Traffic Enforcement Performed	204	506
Traffic Enforcement Requested	21	10
Traffic Hazard	408	388
Traffic Signs/Signals-Damaged/Malfunctioning	63	50
Traffic Stop	10,639	9,876
Training	482	610
Trespassing	251	228
Unauthorized Use of Motor Vehicle	43	41
Undesirable	347	330
Unsecured Door or Window	58	43
Urination in Public	2	2
Vandalism (No Damaged)	48	57
Vehicle-Disabled/Assistance	504	455
Vehicle Theft Reported	108	74
Vehicle Theft in Progress	6	9
Violation-Sex Offender Registration	1	2
Violation of Protective Order or Peace Order-In Progress	31	55
Violation of Protective Order or Peace Order-Reported	15	19
Warrant Attempted	2,097	2,087
Warrant Service	2,207	2,123
Weapons-Discharged/ Shots Fired	106	106
Weapons Violations	24	31

DOMESTIC VIOLENCE UNIT

The Washington County Sheriff's Office, Hagerstown Police Department, State's Attorney's Victim/Witness Coordinator Unit and Court Appointed Special Advocates, (CASA) have been conducting multi-disciplinary meetings every month. These agencies meet in order to coordinate efforts to enhance services for domestic violence victims, families, witnesses and suspects. During 2019, six hundred and fifty-two Domestic Violence Reports were submitted by deputies and one hundred nine visits were made to victim's homes.

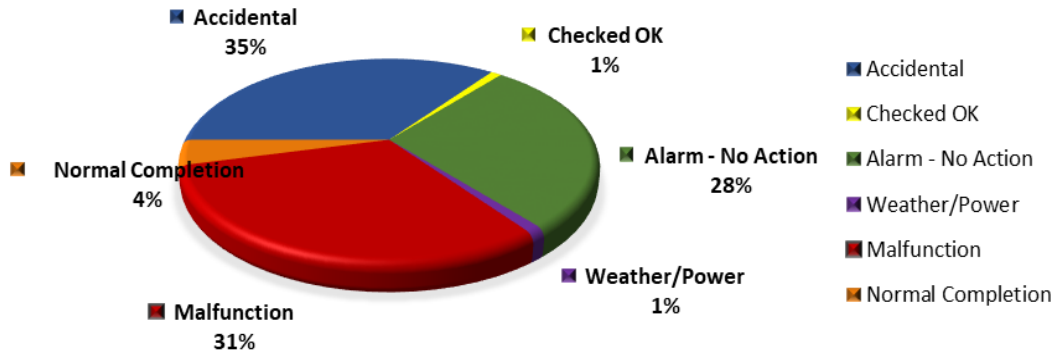
	JAN	FEB	MAR	APR	MAY	JUN	JULY	AUG	SEP	OCT	NOV	DEC	TOTALS
Lethality screens administered	22	21	18	28	16	19	37	38	21	24	27	35	306
Number of positive screens	7	14	6	16	12	9	20	19	15	11	16	25	170
Number of negative screens	8	7	5	10	2	7	14	10	4	9	6	4	86
Number of screens where victims refused	7	0	7	2	2	3	3	9	2	4	5	6	50
Number of victims who spoke to a counselor	1	1	1	3	3	4	4	2	4	2	4	4	33
Not Administered	29	24	41	37	34	27	27	30	40	26	24	25	364

CRIME ANALYST

- The main purpose of the crime analyst position is to identify and forecast future crime patterns, series and trends.
- The Crime Analyst uses information from crime reports to prepare maps, crime bulletins, and tactical analysis on Part I Crime, (homicide, rape, robbery, aggravated assault, burglary, larceny, motor vehicle theft and arson).
- Analysis reports and recommendations are used by Command Staff and Patrol Division Supervisors to address crime trends.
- Acts as liaison with allied agency Crime Analysts and Criminal Investigators to share crime data and resources.

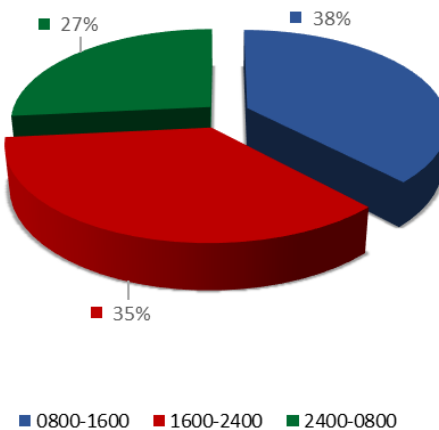
BURGLAR ALARM RESPONSE

TYPES OF ALARMS



Out of 2,509 burglar and robbery alarms received in 2019, **0.3%** of all alarm activations were caused by actual criminal activity. The alarms were caused by severe weather conditions, negligence on the part of the alarm owner, or by accidental activation.

Alarm Response by Shift



UNIFORM CRIME REPORT (UCR)

UCR STOLEN PROPERTY

		2015	2016	2017	2018	2019
Currency	\$	911,591	\$ 902,626	\$ 1,086,256	\$ 756,034	\$ 1,146,781
Jewelry	\$	244,763	\$ 75,363	\$ 66,283	\$ 174,353	\$ 58,009
Clothing	\$	69,914	\$ 50,478	\$ 45,428	\$ 76,188	\$ 42,067
Stolen M/V	\$	875,232	\$ 1,175,303	\$ 1,136,929	\$ 1,226,122	\$ 397,945
Office Equip	\$	18,772	\$ 28,199	\$ 131,499	\$ 401,705	\$ 2,350
TV / Radio	\$	73,356	\$ 96,282	\$ 61,494	\$ 53,450	\$ 57,152
Firearms	\$	44,258	\$ 81,526	\$ 34,883	\$ 36,514	\$ 9,491
Household	\$	68,022	\$ 13,697	\$ 12,647	\$ 17,997	\$ 13,757
Consumables	\$	23,040	\$ 9,984	\$ 6,426	\$ 6,606	\$ 3,358
Livestock	\$	600	\$ 150	\$ 250	\$ 0	\$ 0
Misc.	\$	435,565	\$ 154,197	\$ 70,098	\$ 117,845	\$ 71,035
TOTALS	\$	2,765,113	\$ 2,587,805	\$ 2,652,193	\$ 2,866,814	\$ 1,801,945

UCR STOLEN PROPERTY RECOVERED

		2015	2016	2017	2018	2019
Currency	\$	22,365	\$ 3,977	\$ 4,248	\$ 28,672	\$ 21,658
Jewelry	\$	8,965	\$ 7,273	\$ 150	\$ 1,200	\$ 2,400
Clothing	\$	3,475	\$ 7,685	\$ 1,215	\$ 3,333	\$ 985
Stolen M/V	\$	168,800	\$ 273,500	\$ 174,800	\$ 126,351	\$ 61,300
Office Equip	\$	900	\$ 2,500	\$ 800	\$ 0	\$ 0
TV / Radio	\$	4,959	\$ 3,633	\$ 34,500	\$ 329	\$ 0
Firearms	\$	525	\$ 5,900	\$ 1,645	\$ 6,600	\$ 650
Household	\$	52	\$ 2,102	\$ 0	\$ 692	\$ 0
Consumables	\$	1,127	\$ 843	\$ 59	\$ 634	\$ 112
Livestock	\$	0	\$ 0	\$ 0	\$ 0	\$ 0
Misc.	\$	4,567	\$ 2,892	\$ 2,302	\$ 430	\$ 1,595
TOTALS	\$	215,735	\$ 310,305	\$ 219,719	\$ 168,241	\$ 88,700

UCR ARREST BY OFFENSE

OFFENSE	2015	2016	2017	2018	2019
All Other Offenses	1,862	1,707	1,724	1,757	1,609
Arson	3	8	13	9	9
Breaking & Entering	114	158	138	141	122
Disorderly Conduct	6	8	10	7	4
Driving Under Influence	217	143	151	120	92
Embezzlement	5	0	3	0	0
Felonious Assault	253	225	320	313	331
Forcible Rape	14	2	11	7	16
Forgery & Counterfeiting	17	14	5	5	4
Fraud	15	23	7	12	9
Liquor Laws	11	2	3	5	2
Manslaughter by Negligence	2	2	1	0	2
Motor Vehicle Theft	34	30	35	28	28
Murder & Non Negligence Manslaughter	10	4	8	7	4
Offenses Against Family & Children	69	80	91	62	93
Other Assaults	288	336	327	258	309
Possession of Opium or Cocaine	57	53	80	63	52
Possession of Other Dangerous Drugs	33	29	49	30	52
Possession of Marijuana	24	25	34	32	20
Possession of Synthetic Drugs	24	4	7	6	7
Prostitution / Commercialized Vice	11	2	5	1	4
Robbery	34	84	63	52	84
Run Away	1	1	0	0	0
Sale / Manufacture of Drugs	129	150	178	132	106
Sale/ Manufacture of Marijuana	14	19	29	26	21
Sale / Manufacture of Synthetic Drugs	25	19	36	29	26
Sex Offenses	12	30	15	20	25
Stolen Property	7	0	1	0	0
Theft	451	424	413	442	427
Vandalism	64	59	89	63	70
Weapons— Carrying / Possession	24	30	39	40	80
TOTAL ARRESTS	3,830	3,671	3,885	3,667	3,608

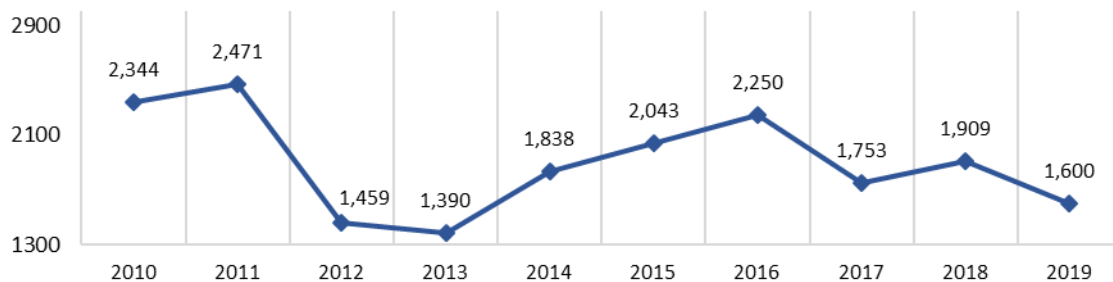
UNIFORM CRIME REPORT (UCR)

The Uniform Crime Index Report shows the Crime Rate for Part I Offenses versus the resident population for Washington County. Part I Offenses are classified as the following: Murder, Rape, Robbery, Aggravated Assault, Breaking or Entering, Larceny Theft, Motor Vehicle Theft and Arson. In 2019 the Crime Rate for Washington County was 1,600 victims for every 100,000 population.

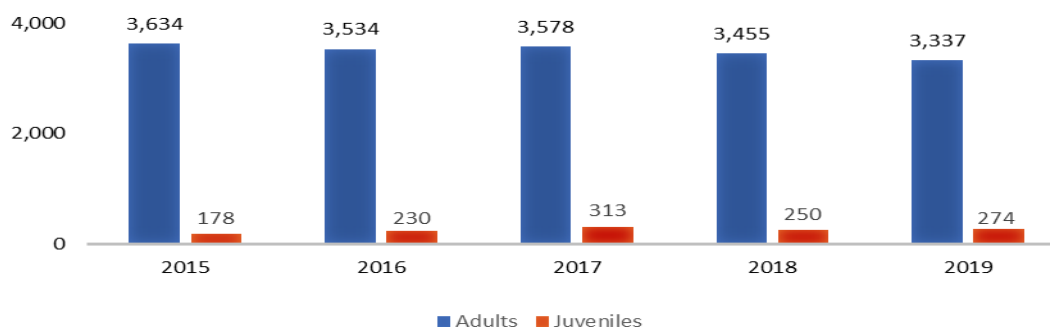
STATISTICAL UCR INFORMATION FOR WASHINGTON COUNTY

	Murder	Rape	Robbery	Assault	Burglary	Theft	Vehicle Theft	Arson	Total Offenses
2019	0	19	29	494	247	777	33	1	1,600
2018	3	16	30	457	295	1,049	50	9	1,909
2017	2	16	25	462	281	875	92	13	1,766
2016	1	7	35	485	416	1,201	105	8	2,250
2015	4	15	20	386	462	1,078	75	3	2,043

WASHINGTON COUNTY UNIFORM CRIME INDEX REPORT



ARRESTS BY YEAR

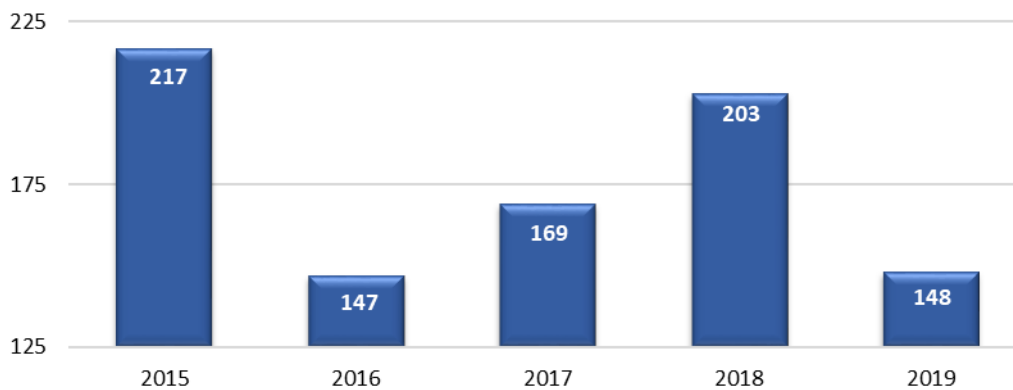


DUI/DWI ENFORCEMENT & ARRESTS

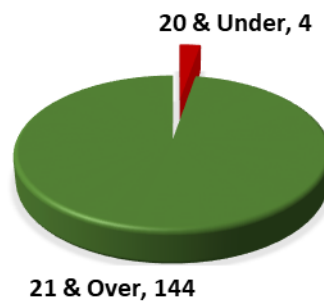
2019 AT A GLANCE

- ◆ A total of 148 Driving Under the Influence (DUI) arrests were made.
- ◆ 97 Breath Tests were administered
- ◆ 26 Refusals of the Breath Test
- ◆ 7 Blood Tests Administered as a result of Motor Vehicle Collisions or Drug Arrests
- ◆ 77 Maryland Driver's Licenses were confiscated
- ◆ 144 Arrests of people 21 years old or older
- ◆ 4 Arrests of people under the age of 21
- ◆ 15 Arrests for Driving Under the Influence, Controlled Dangerous Substance Related

DUI & DWI ARRESTS BY YEAR

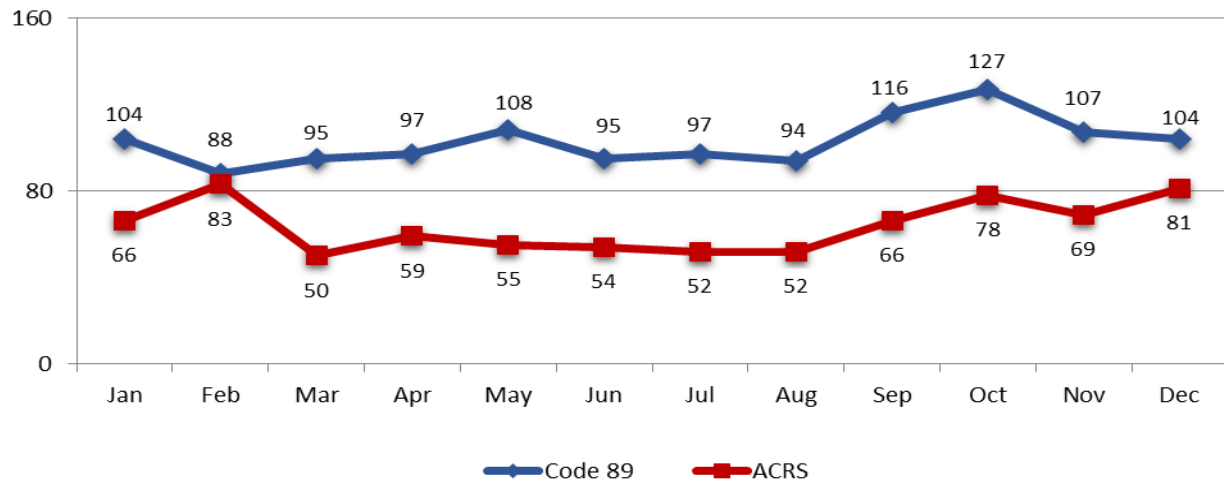


DUI ARRESTS BY AGE GROUP



ACCIDENT INFORMATION

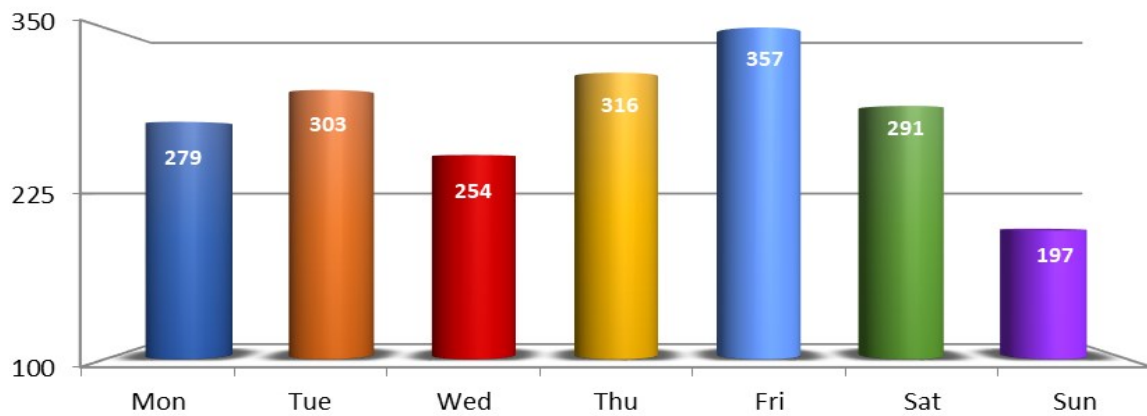
**Washington County Sheriff's Office
ACRS vs. Code 89 Accidents by Month 2019**



* ACRS: Maryland Automated Accident Reporting System (Accident is assigned a case number with the Deputy completing a Detailed Accident Report)

* Code 89 Collision Reports (No personal injury and vehicle can be driven - Accident is assigned a case number; however no detailed report is completed)

Traffic Accidents by Day of Week



ACCIDENT INFORMATION

TRAFFIC ACCIDENT DATA						
	2015	2016	2017	2018	2019	5 Yr Avg.
Fatal Crashes	7	3	0	2	3	3
Injury Crashes	200	273	275	237	239	244.8
Property Damage Only	1,683	1,733	1,729	1,775	1,758	1735.6
Total Crashes	1,890	2,019	2,016	2,012	1,997	1,986.8
Total Deaths of all Fatalities	7	3	0	2	3	3

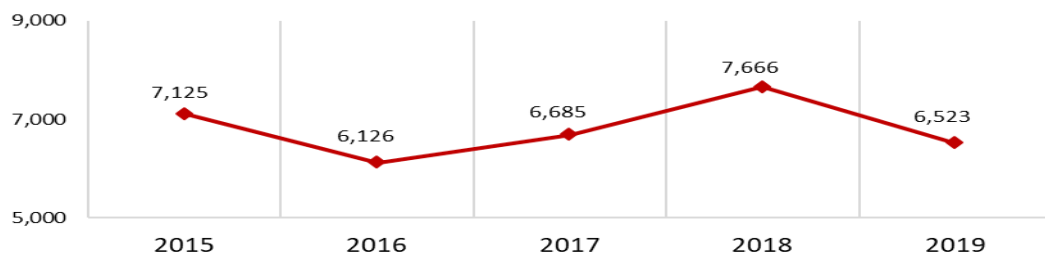
TOP ACCIDENT LOCATIONS IN WASHINGTON COUNTY 2019	
Halfway Blvd	147
Valley Mall Rd	96
Virginia Ave	80
Dual Hwy	74
Massey Blvd	68
Hopewell Rd	65
Pennsylvania Ave	55
Oak Ridge Dr	50
Maugans Ave	47
Potomac St. (Wmspt)	44

TRAFFIC

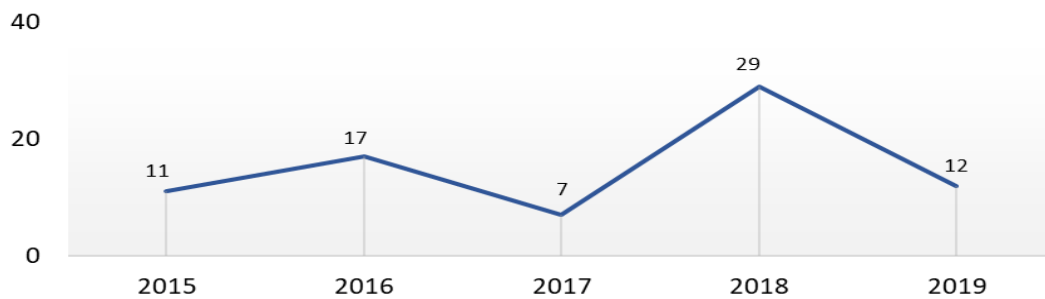
2019 AT A GLANCE

- ◆ 6,523 Traffic Citations were issued
- ◆ 10,361 Traffic Warnings were issued
- ◆ 405 Safety Equipment Repair Orders (SERO) were issued
- ◆ 765 Property Damage Accidents and Personal Injury Accidents were investigated and an ACRS report was filed
- ◆ Washington County Sheriff's Office investigated 3 fatal accidents in 2019

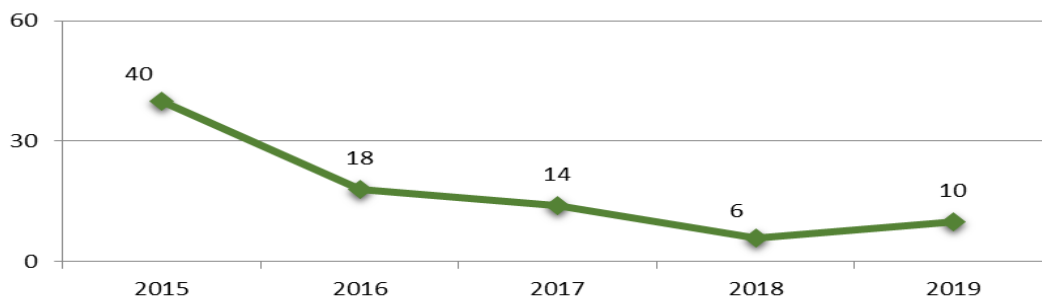
MARYLAND UNIFORM COMPLAINT CITATIONS



Juvenile Alcohol Citations



Adult Alcohol Citations



CENTRAL BOOKING

On May 10, 2010 Central Booking became fully operational. All police officers making an arrest in Washington County now bring their arrestee to the Central Booking facility. The officer completes the information for their charging document and turns the arrestee over to the Central Booking personnel and they then return to patrol our streets. This takes about 30 to 45 minutes as opposed to the 3 to 4 hours it previously took to process arrestees.

The Central Booking personnel complete the rest of the processing and walk the arrestee over to the District Court Commissioner's area for their hearing on commitment. The District Court Commissioners are located in the same facility as Central Booking. This means that the arrestee is transported to Central Booking from the site of arrest and then do not have to be transported any further. This provides a more efficient means of processing and limits the escape risk of individuals who are arrested.

The Central Booking Office processed 3,887 arrestees in 2019. Of the arrestees, 1,856 were committed to the Washington County Detention and 2,031 were released.

ARRESTING AGENCY										
	WTF	WCSO	HPD	NTF	MSP	SPD	HKPD	BPD	OTHER	TOTAL
JAN	103	57	116	1	22	1	0	0	3	303
FEB	99	74	87	2	18	0	0	1	3	284
MAR	136	66	100	7	19	0	0	5	1	334
APR	129	78	120	10	29	1	2	3	3	375
MAY	156	70	115	7	27	1	1	5	3	385
JUN	122	86	94	7	20	1	1	4	5	340
JUL	92	94	93	0	25	0	0	2	6	312
AUG	119	74	107	3	13	0	1	3	5	325
SEP	129	74	77	6	35	1	0	3	4	329
OCT	144	68	97	5	16	1	0	5	2	338
NOV	121	64	85	7	16	0	0	1	2	296
DEC	94	79	69	4	15	2	1	0	2	266
TOTAL	1,444	884	1,160	59	255	8	6	32	39	3,887
%	37%	23%	30%	2%	7%	0%	0%	1%	1%	100%

ARRESTING AGENCY KEY

WTF	=	Washington County Warrant Task Force	MSP	=	Maryland State Police
WCSO	=	Washington County Sheriff's Office	SPD	=	Smithsburg Police Department
HPD	=	Hagerstown Police Department	HKPD	=	Hancock Police Department
NTF	=	Narcotics Task Force	BPD	=	Boonsboro Police Department



WASHINGTON COUNTY SHERIFF'S OFFICE JUDICIAL SERVICES DIVISION



JUDICIAL SERVICES DIVISION

By law, the Sheriff of Washington County is charged with the responsibility of providing a safe environment for everyone (visitors, employees, witnesses, jurors, judges, prisoners, etc.) who enter the Circuit Courthouse located at the corner of Summit Ave. and W. Washington St. in Hagerstown, MD. In order to achieve these duties, the Sheriff has appointed a competent staff of sworn law-enforcement and court deputies, a security staff and civilian clerical personnel who are assigned to the Judicial Services Division.

COURTHOUSE PROTECTION & SECURITY

The Court Security Unit is responsible for maintaining a uniformed presence in and around the courthouse and screening all persons, packages and parcels entering the courthouse. This unit consists of two (2) Sergeants, four (4) uniformed law enforcement deputies, four (4) uniformed court security deputies and six (6) part-time civilian court security personnel.

Located inside the entrance to the courthouse is a “walk-through” metal detector and an x-ray machine, which is used to scan articles carried by persons entering the courthouse. This station is manned between 7:00 a.m. and 4:30 p.m. each day the courthouse is open. It is also manned and utilized during special events such as public meetings held in the courthouse after normal business hours. The Courthouse is also equipped with 96 closed-circuit cameras, which monitor courtrooms, offices and common areas. These cameras are monitored in the Control Center by one of the civilian court security personnel during business hours. The metal detector is staffed by two civilian court security personnel and a uniformed deputy sheriff. During 2019, a total of 97,922 people were screened entering the courthouse.

PRISONER TRANSPORT

A portion of the judicial personnel's duties involves the daily transportation of adult prisoners being held in the Detention Center to the Circuit Court for trial. Judicial personnel are also responsible for these prisoners while being detained in temporary holding cells located within the courthouse. Upon conviction, judicial personnel return these prisoners to the Detention Center.

COURTROOM SECURITY

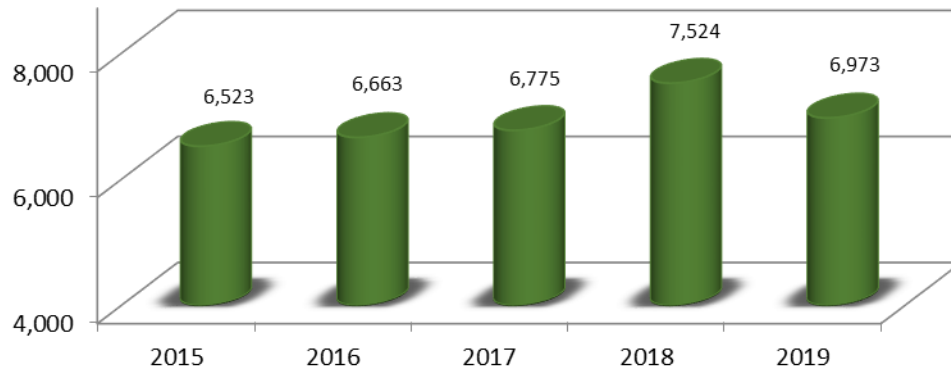
There are six Circuit Court Judges who preside over trials involving civil, criminal and juvenile matters and a Family Law Master who conducts hearings on matters dealing with family law. Two deputies are assigned per courtroom and one with the Master. It is felt the mere presence of the uniformed deputies provide a deterrent factor and has a tendency to maintain order during the trials.

COUNTY ADMINISTRATION BUILDING SECURITY

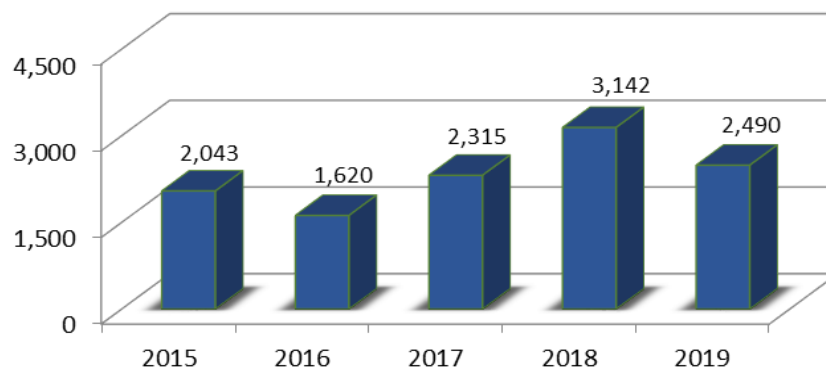
A deputy sheriff is assigned to provide security screening of visitors to the County Administration Building during business hours. Security is also provided for evening meetings when requested.

JUDICIAL DIVISION

Number of Courtroom Security Hours Provided



Number of Court Transports



CIVIL & CRIMINAL PROCESS

The Civil Process Unit is responsible for attempting and serving all civil summonses, subpoenas and writs received from the Circuit and District Courts. This unit is comprised of four (4) deputy sheriffs who serve Circuit Court paperwork and two (2) part-time civilian Process Servers (Constables) who serve District Court paperwork.

During the calendar year 2019, the Sheriff's Office received 18,611 summonses for service and served 16,722.

Circuit Court Summons Attempted vs. Summons Served					
	2015	2016	2017	2018	2019
Summons Attempted	20,899	20,735	20,621	22,056	19,651
Summons Served	16,110	15,359	17,215	17,405	14,858

District Court Summons Attempted vs. Summons Served					
	2015	2016	2017	2018	2019
Summons Attempted	1,738	1,368	1,544	1,519	1,266
Summons Served	732	612	598	590	515

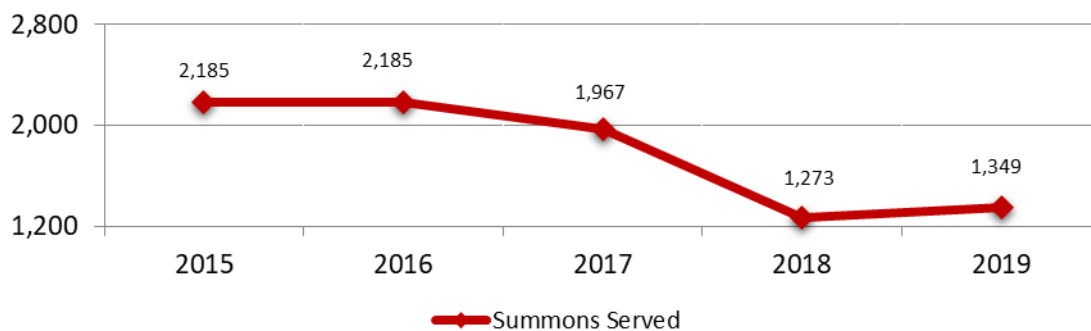
Evictions & Rent Notices Served					
	2015	2016	2017	2018	2019
Evictions	885	944	979	913	844
Rent Notices	9,860	10,230	10,306	10,174	8,766

CHILD SUPPORT ENFORCEMENT FEDERAL GRANT

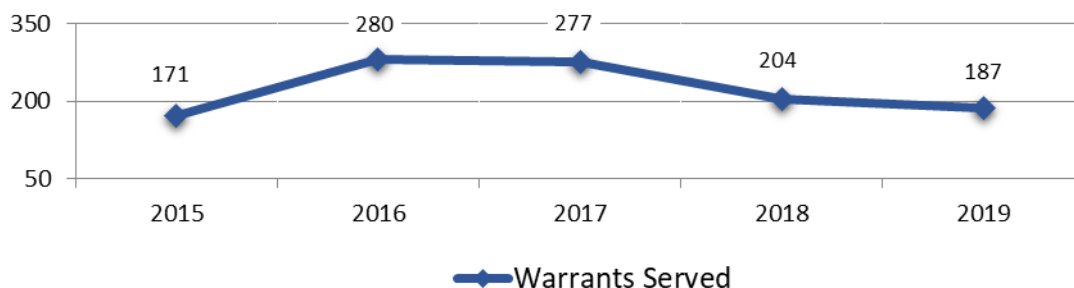
Until July 1, 2001, the Sheriff's Office received \$30.00 per process (warrants & summons) served. On July 1, 2008, the County entered into a contract with the State of Maryland entitled "Actual Cost Reimbursement" which provides grant funding to the Child Support Unit, which is renewed each year. Two (2) full-time and one (1) half-time deputy sheriff positions are responsible for attempting and serving child support summonses and warrants and two (2) Office Associates are responsible for entering and maintaining those summonses and warrants.

The Child Support Unit is supervised by the Warrant Task Force supervisor and their warrant statistics are part of the overall W.T.F statistics.

Summons Served by Child Support Unit



Warrants Served by Child Support Unit



WARRANT TASK FORCE

The *Washington County Warrant Task Force* was formed on January 1, 2009. The Task Force is supervised by a Sergeant from the Sheriff's Office and consists of three Washington County Sheriff's Office deputies, two Hagerstown Police Department officers and one trooper from the Maryland State Police.

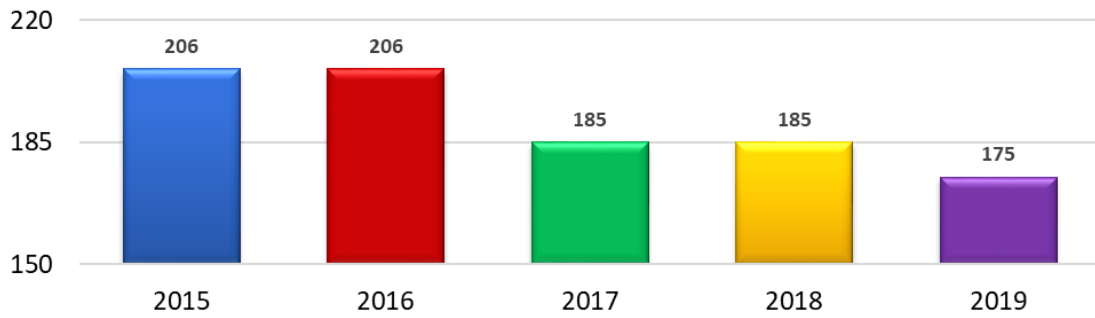
The Child Support Unit of the Sheriff's Office is also part of the Task Force, which consists of two deputies. Three civilian support staff members are responsible for receiving and the timely entry of all warrants and civil orders, which are maintained at the Sheriff's Office.

The Task Force is responsible for attempting and serving all warrants, criminal summonses and Peace Orders issued in Washington County and also those received from allied police agencies for persons living or working in Washington County. The Task Force is also responsible for all extraditions/transport of wanted persons who are located outside of Washington County.

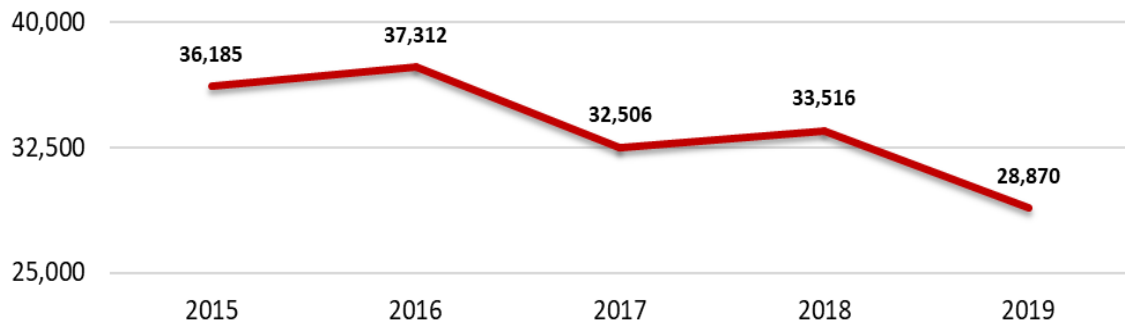
WARRANTS & SUMMONS	2013	2014	2015	2016	2017	2018	2019
Warrant Attempts	4,183	4,601	4,446	4,594	4,536	3,555	3,552
Warrants Served	2,519	2,500	2,617	2,426	2,279	2,104	2,057
Number of Persons Arrested on Warrants	2,145	2,072	2,136	2,062	1,855	1,707	1,675
Criminal Summons Attempts	2,085	1,855	2,422	2,462	2,589	2,712	2,684
Criminal Summons Served	1,010	911	1,124	1,124	1,161	1,244	1,170
Civil Order Attempts	1,217	1,272	1,253	1,093	1,264	918	1,002
Civil Orders Served	577	538	537	476	496	392	410

WARRANT TASK FORCE

Extraditions Made



Miles Traveled



WARRANTS/CRIMINAL SUMMONS

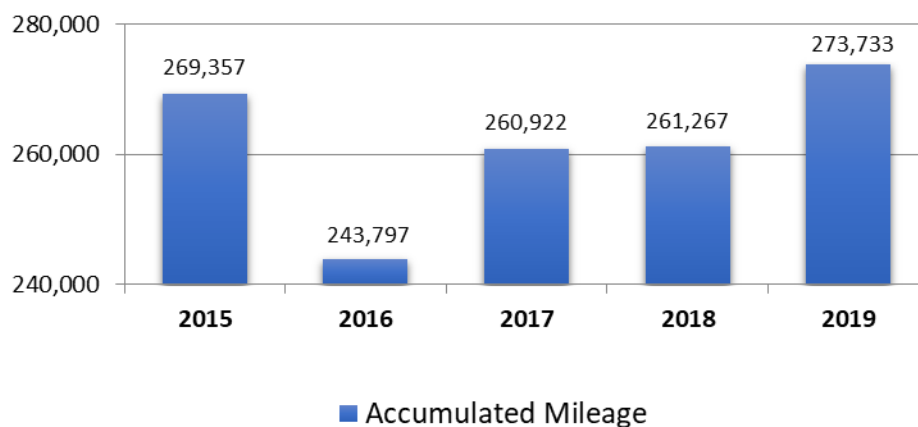
CRIMINAL WARRANTS/ SUMMONS	2015	2016	2017	2018	2019
Active Warrants on file at End of Year	2,499	2,406	2,391	2,409	2,535
Warrants Received	4,445	4,588	4,328	4,421	4,511
Warrant Attempts	4,807	4,971	4,944	4,031	4,026
Warrants Served	3,858	3,765	3,705	3,731	3,637
Criminal Summons Received	792	759	871	794	714
Criminal Summons Attempts	2,585	2,636	2,753	2,901	2,839
Criminal Summons Served *	1,293	1,292	1,322	1,377	1,321

*Includes Hagerstown Police Department summonses served by Warrant Task Force

PROTECTIVE & PEACE ORDERS	2015	2016	2017	2018	2019
Interim Protective Orders Received	494	542	576	437	465
Interim Protective Orders Attempted	549	650	661	532	521
Interim Protective Orders Served	337	409	376	297	306
Temporary Protective Orders Received	471	462	533	530	603
Temporary Protective Orders Attempted	1,000	905	1,043	949	1,084
Temporary Protective Orders Served	502	517	601	537	621
Interim Peace Orders Received	250	239	207	143	178
Interim Peace Orders Attempts	219	265	251	155	178
Interim Peace Orders Served	154	151	124	88	85
Temporary Peace Orders Received	381	319	332	311	324
Temporary Peace Orders Attempts	855	671	802	604	660
Temporary Peace Orders Served	389	308	319	282	323
Extreme Risk Protective Orders Rcvd	n/a	n/a	n/a	n/a	22
Extreme Risk Protective Order Att.	n/a	n/a	n/a	n/a	31
Extreme Risk Protective Orders Served	n/a	n/a	n/a	n/a	23

JUDICIAL FLEET

Judicial Fleet Mileage Report



Judicial Fleet consists of:

- 7 marked vehicles
- 1 un-marked transport van
- 10 unmarked vehicles

REVENUE GENERATED	2015	2016	2017	2018	2019
Child Support	\$242,506.10	\$201,083.15	\$205,947.72	\$167,840.12	\$231,184.60
Circuit Court Summons	\$ 48,170.32	\$ 48,739.03	\$ 54,058.41	\$ 42,908.00	\$ 44,574.32
District Court Summons	\$219,564.50	\$211,631.60	\$211,652.00	\$220,168.00	\$208,715.00
Peace Orders	\$ 6,480.00	\$ 4,840.00	\$ 5,115.00	\$ 4,380.00	\$ 3,880.00
TOTAL	\$516,720.92	\$466,293.78	\$476,773.13	\$435,296.33	\$488,353.92



WASHINGTON COUNTY SHERIFF'S OFFICE DETENTION DIVISION



Points of Interest:

The Washington County Detention Center houses inmates awaiting trial and those committed to the Detention Center who are serving sentences of 18 months or less. The Detention Center is the initial entry point for every person accused of committing a crime in Washington County—from minimum to maximum security inmates. Those sentenced to more than one year may serve their sentences at a state for federal institution however those sentenced to greater than 18 months must serve their sentence at the appropriate state or federal correctional institution.

The rated capacity for the Detention Center is 339 male general population and 48 female population inmates. Special Housing and Programs Unit capacity is 112 beds.

In 2019, the Detention Center housed an average of 311 inmates daily with a high of 324 inmates. In order to house our average daily population, Special Housing Units and the Intake Cells had to be utilized.

During 2019, this facility housed:

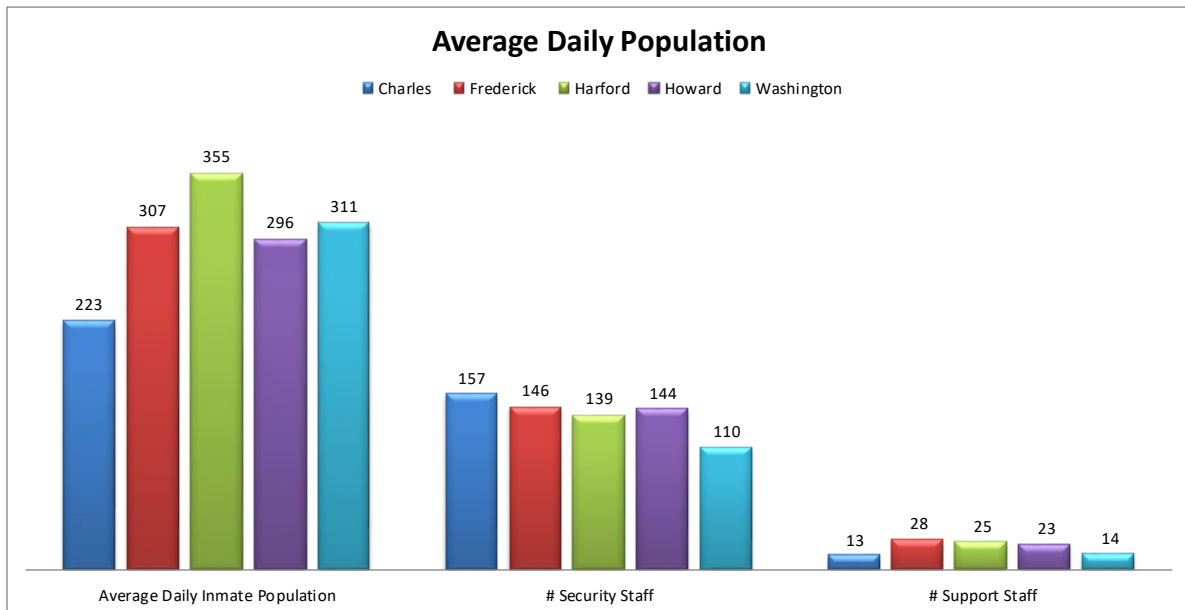
23	- Bloods gang members
17	- Crips gang members
12	- Dead Man Inc gang members
7	- Aryan Nation gang members
15	- other gang members
21	- inmates charged with Murder
69	- with Child Abuse
107	- with Sex Offenses/Rape
1,737	- with drug charges
87	- with weapons charges
3,040	- with bond denied
1	- inmates were held on bonds of \$100,000.00 or greater
77	- Veterans

REVENUES

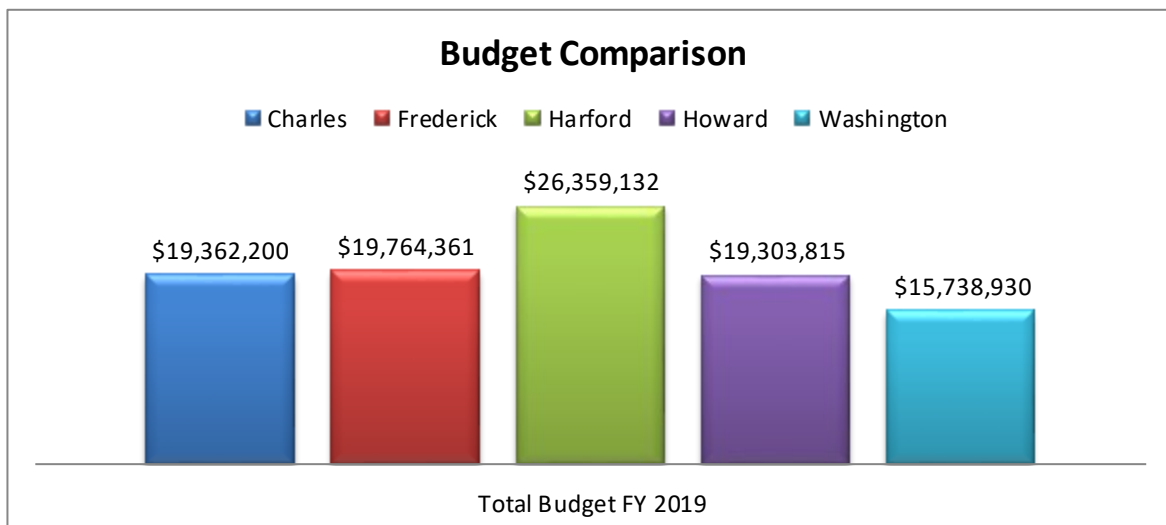
REVENUES			
	FY 2018		FY 2019
Home Detention	\$	13,230.00	\$ 11,788.00
Work Release	\$	9,002.00	\$ 8,680.00
Drug/Alcohol Tests	\$	110.00	\$ 88.00
Medical Fees	\$	1,485.56	\$ 1,073.09
Housing State Inmates	\$	123,030.00	\$ 171,135.00
Housing Federal Inmates	\$	461.76	\$ 538.72
Phone Commission	\$	94,526.88	\$ 120,259.89
TOTAL	\$	241,846.20	\$ 313,562.70

FACILITY INSPECTIONS		
INSPECTING AGENCY	INSPECTION SCHEDULE	LAST INSPECTION DATE
Grand Jury	Semi-annually	October 2019
Fire Marshal's Office	Annually	November 2019
Maryland Commission on Correctional Standards	Three year cycle	March 2017
National Commission on Correctional Health Care	Three year cycle	April 2018
Washington County Health Dept. — Food Services	Annually	December 2019
Maryland Occupational, Safety, and Health Admin.	Biannually	April 2018

BUDGET & STAFFING COMPARISONS



These graphs indicate that Washington County operates a Detention Center with less staff on a lower budget than other comparable county facilities in Maryland.



INMATE HOUSING REPORT

MAXIMUM SECURITY

A Pod	36 Cells	Double Bunked	72 Beds
B Pod	36 Cells	Double Bunked	72 Beds
E Pod	37 Cells	Double Bunked/1 Cell Triple Bunked	75 Beds
F Pod	36 Cells	Double Bunked	72 Beds
Female Housing	8 Rooms	Dormitory	48 Beds
TOTAL			339 Beds

PROGRAMS—MINIMUM SECURITY

H Pod Unit #1 (Inside Trusty/Pre-Release)	Dormitory—Male	24 Beds
H Pod Unit #2 (Pre-Release)	Dormitory—Male	24 Beds
H Pod Unit #3 (Outside Trusty)	Dormitory—Male	24 Beds
H Pod Unit #4 (Work Release)	Dormitory—Male	24 Beds
FHU Unit #11 (Pre-Release)	Dormitory—Female	6 Beds
FHU Unit #12 (Work Release)	Dormitory—Female	6 Beds
TOTAL		108 Beds

DISCIPLINE/MENTAL HEALTH/SPECIAL CHECKS

C Pod-Males	10 Cells	Double Bunked	20 Beds
D Pod-Males	10 Cells	2 Single / 8 Double Bunks	18 Beds
Female Housing	8 Cells	2 Single / 6 Double Bunks	14 Beds
TOTAL			52 Beds

TEMPORARY (INTAKE & MEDICAL)

Intake Cell (Temporary Only)	3 Cells	7 Beds
Group Holding (Temporary Only)	1 Cell	5 Beds
Female Intake Holding (Temporary Only)	1 Cell	5 Beds
Medical	3 Cells (2 Cells are isolation)	4 Beds
TOTAL		21 Beds

SQUARE FOOTAGE AVAILABLE

Cells Square Footage (Pods)	10'6" x 7'0"	74.2 Sq. Ft.
Holding Cell #1	10'6" x 9'0"	90.6 Sq. Ft.
Holding Cell #2	10'0" x 6'8"	68.8 Sq. Ft.
Holding Cell #3	9'0" x 6'0"	54.0 Sq. Ft.
Medical Cells	10'6" x 9'0"	90.6 Sq. Ft.
Overflow Housing		1,370.0 Sq. Ft.
H-Pod Housing		7,132.0 Sq. Ft.
Female Housing		23,000.0 Sq. Ft.

TRAINING & RECRUITMENT

2019 AT A GLANCE

- ◆ 48 invitations for physical agility test with 48 responding and 25 passing; 16 failed afterwards for various reasons
- ◆ Hired 9 correctional deputies who were each provided 40 hours of Pre-Service Training
- ◆ 6 Retirements
- ◆ 2 Transferred to another Department
- ◆ 6 Resignations
- ◆ Provided 40 hours In-Service Training for each employee having inmate supervision responsibilities

SPECIALIZED TRAINING

Many correctional employees attended specialized training in topics such as:

- Honor Guard Camp
- Disciplinary Techniques for Women in Management
- Gang Investigation
- Beretta Armor School
- Computer Voice Stress Analyzer
- 1st Line Supervisor's Training
- Compliance Auditing for Correctional Facilities
- Emergency Evacuation, Planning & Implementation
- Interviewing and Interrogation Techniques
- MCAA Local Population Reporting
- Organizational Development
- Tactical Emergency Training
- Collection of DNA Samples
- Field Training Officer
- Prison Rape Elimination Act (PREA) Training
- Deputy Director's Program
- Correctional Accreditation Manager's Association (CAMA)

IN-SERVICE TRAINING

Employees are mandated by the Maryland Commission on Correctional Standards to attend 18 hours of in-service training annually. This training ensures staff skills and knowledge are current. Such topics included are:

- CPR and First Aid
- Mental Health/Suicide
- Firearms
- ASP Baton
- Mechanical Restraints
- Fire Extinguisher and Evacuation Procedures
- AIDS Education
- Tuberculosis/Bloodborne Pathogens
- Emergency Procedures
- Trauma/Addictions

All employees who have regular contact with inmates received at least 40 hours of in-service training.

ENTRANCE LEVEL CORRECTIONAL OFFICER

All newly hired Correctional Officers must attend 7 weeks of training through the Maryland Police and Correctional Training Commission — Entrance Level Correctional Academy. Training includes: CPR, Infectious Diseases, Defensive Tactics, Chemical Agents, First Aid, Dealing with Special Management Inmate, Self Defense, etc... After an officer completes the correctional academy they will spend an additional 240 hours with a Field Training Officer.

INMATE DISCIPLINARY STATISTICS

2019 AT A GLANCE

- ◆ 313 inmate disciplinary reports were filed — 38 more than in 2018
- ◆ Inmates were charged with 1,316 in-house disciplinary infractions with 1,086 receiving convictions (83%)

RULES VIOLATION					
CHARGE	2015	2016	2017	2018	2019
Any act that poses a risk to the security and safety of facility	103	147	144	138	708
Assault & Battery	42	48	62	63	264
Being in an Unauthorized Area	12	10	14	3	47
Consuming/Manufacture Intoxicants or Being Intoxicated	10	16	18	4	72
Destroying/Defacing County Property	28	21	20	12	105
Disorderly Conduct	83	84	75	79	409
Disrespect to Staff	44	61	41	79	283
Failing to Comply with Handbook	39	50	38	44	224
Fighting	41	56	52	76	293
Giving False/Misleading Testimony	8	1	8	7	32
Maim/Self-Harm	5	8	2	0	17
Misusing/Abusing/Passing Medications	6	13	1	6	27
Other	48	40	29	40	215
Phone Misuse	6	18	7	13	50
Possession/Manufacture Contraband	46	50	34	38	220
Rape/Sexual Assault	0	1	3	0	8
Refusing Orders from Staff	108	100	98	53	487
Resisting/Interfering with Staff	63	48	45	43	247
Tattooing	9	13	4	2	29
Theft	4	3	10	12	37
Violating a condition of an Industrial/Special Program Assignment	21	15	7	4	51
Walk Off from Work Release/Home Detention	0	0	1	2	3
Wearing Gang Related Clothing/Articles	1	2	0	0	3

SECURITY

2019 AT A GLANCE

◆	No escapes from the facility
◆	1,822 inmates were received — 1,408 males and 414 females
◆	1,832 inmates were released — 1,406 males and 426 females
◆	Average daily intake of inmates was 4.99; average daily release was 5.02
◆	Highest day of intakes was on July 24th and September 9th, when 13 inmates were received
◆	The inmate population comprised of 85% males and 15% females
◆	60 % of inmates were incarcerated less than 90 days
◆	68 % - Reflects the number of inmates that were previously incarcerated at the Detention Center
◆	20 % - Recidivism measured by those re-offending within 3 years of last incarceration
◆	74 % of inmates were held with bond denied
◆	20 % of inmates had bonds less than \$5,000

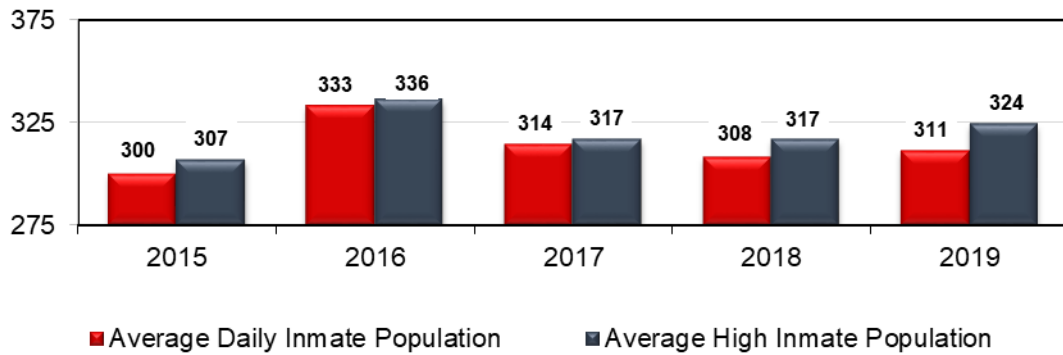
The **Security Staff** consists of 110 sworn uniformed correctional deputies. They provide security staffing over 3 shifts, 24 hours per day, 365 days per year. Each shift is comprised of a Lieutenant, who serves as the Shift Commander, two Sergeants/Corporals, and a number of DFC's and Deputies. A Sergeant or Corporal serves as the Shift Commander in the absence of the Lieutenant.

OFFICER DEMOGRAPHICS

SENIORITY			# OFFICERS	RANK		# OFFICERS	AGE		# OFFICERS
0-5	yrs		34	Major		1	21-29		20
6-10	yrs		18	Captain		2	30-39		24
11-15	yrs		15	Lieutenant		4	40-49		22
16-20	yrs		13	Sergeant		13	50-59		31
21-25	yrs		12	Corporal		1	60-69		7
26+	yrs		12	DFC		54			
				Deputy		29			
									6 staff vacancies

INMATE POPULATION STATISTICS

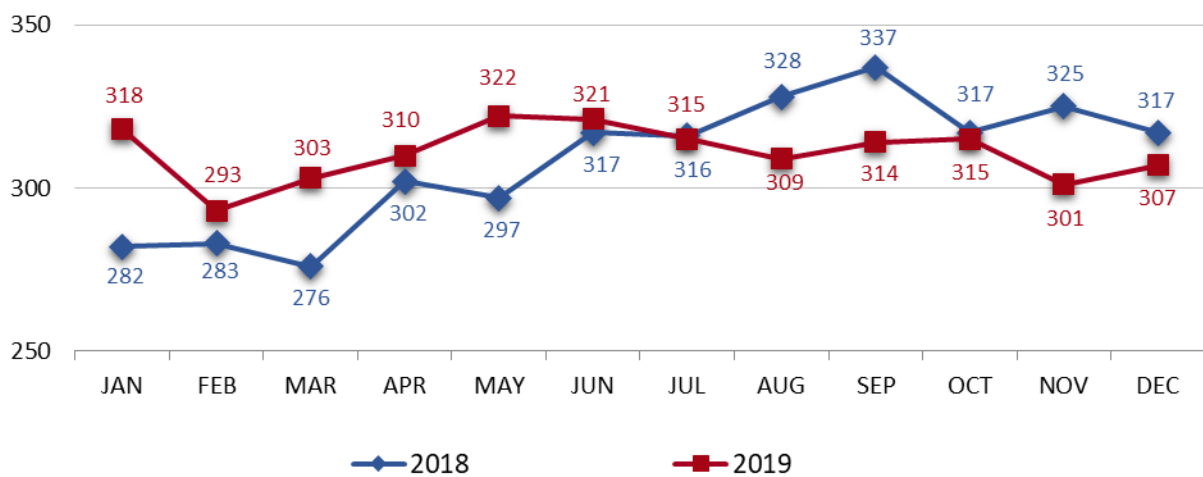
Inmate Population



The above numbers include inmates on Home Detention & Day Reporting Center

“Average Daily Inmate Population” is an average number of inmates incarcerated during a calendar year.

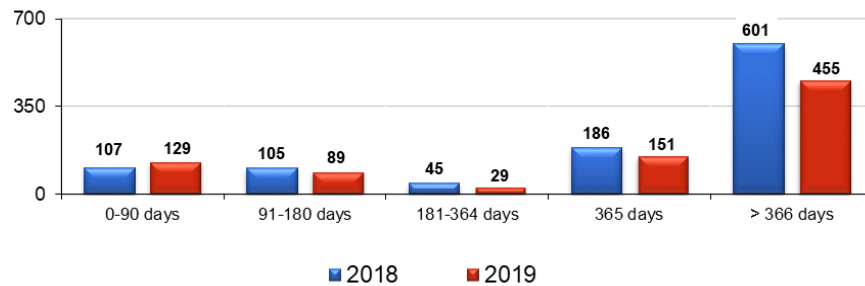
Average Daily Inmate Population by Month 2018 vs 2019



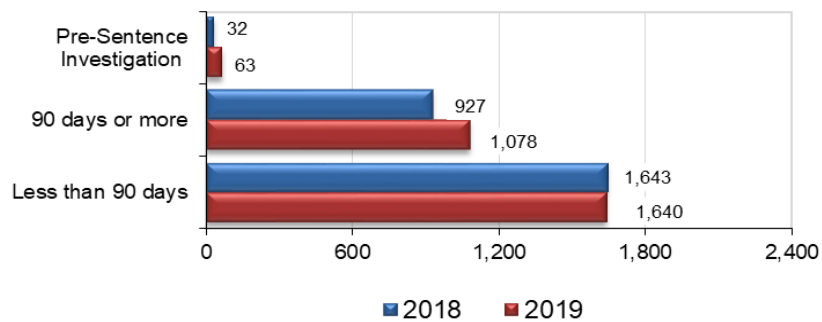
Above statistics include Home Detention/Day Reporting Center inmates

INMATE POPULATION STATISTICS

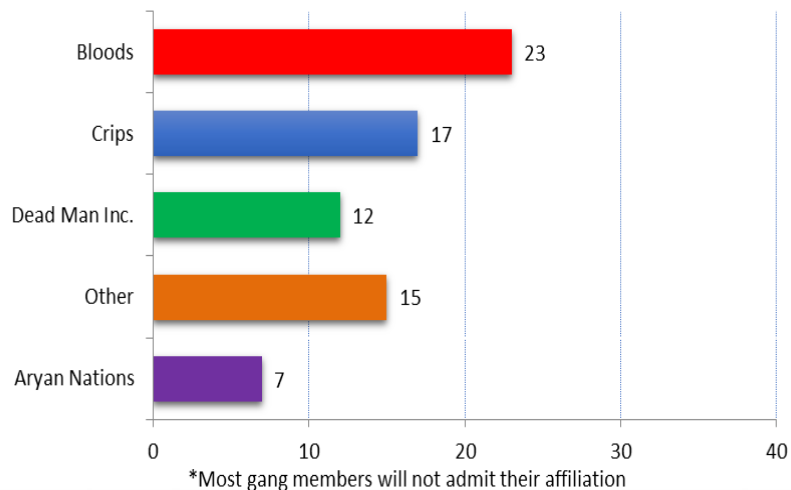
**Length of Sentence
2018 vs 2019**



**Length of Incarceration
2018 vs 2019**



Incarcerated Gang Members



INMATE POPULATION STATISTICS

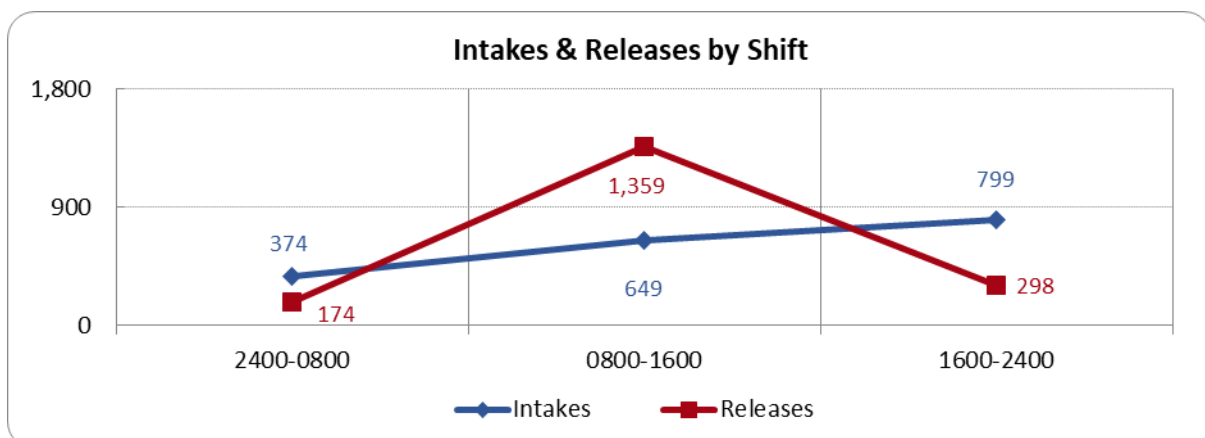
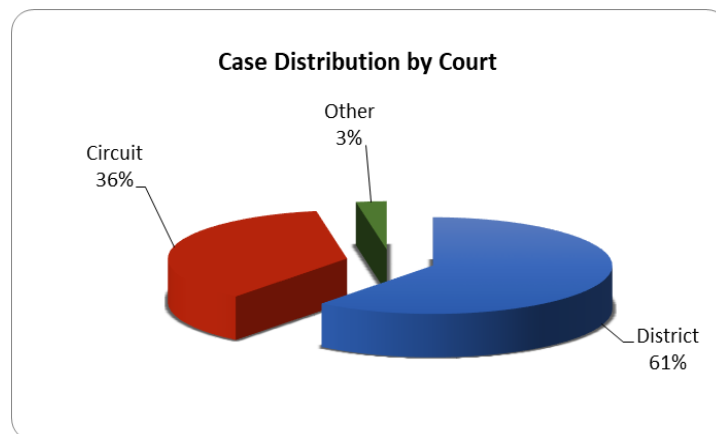
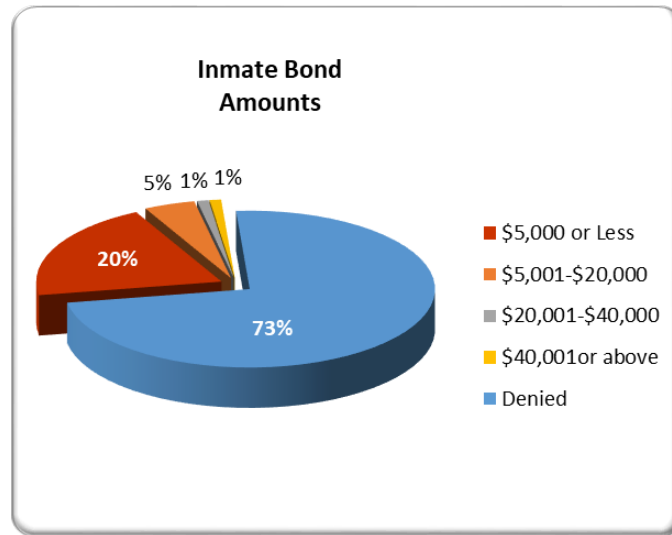
INMATE ARREST CHARGES

693 - Alcohol Offenses	1,453 - Fail To Appear
16 - Arson	523 - Motor Vehicle Violations
1,376 - Assault/Violate Exparte/Kidnap	21 - Murder
173 - Bad Checks/Credit Card Fraud	19 - Parole Retake
1,621 - Burglary/Robbery	107 - Sex Offense/Rape
69 - Child Abuse/Child Sex Offense	206 - Trespass
97 - Contempt/Non-Support/Fail to Pay	993 - Violation of Probation
476 - Disorderly Conduct/Fail To Obey	87 - Weapon Charges
1,737 - Drug Charges	

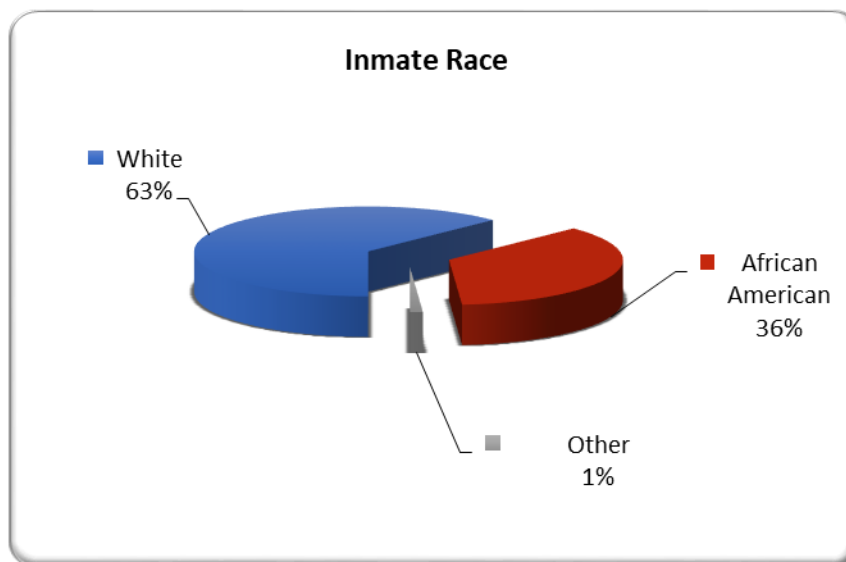
BOOKING BY ARRESTING AGENCY

Arresting Agency	2015	2016	2017	2018	2019
Boonsboro	6	4	2	4	6
Circuit Court	10	9	13	24	10
District Court	10	4	8	13	7
Hagerstown Police Department	355	346	354	331	329
Hancock	3	8	9	4	1
Maryland State Police	49	76	59	63	77
Narcotics Task Force	49	74	66	51	16
Other	14	10	8	9	12
Smithsburg	2	4	2	4	1
Washington County Sheriffs Office	1,693	1,632	1,390	1,344	1,306

INMATE POPULATION STATISTICS



INMATE POPULATION STATISTICS



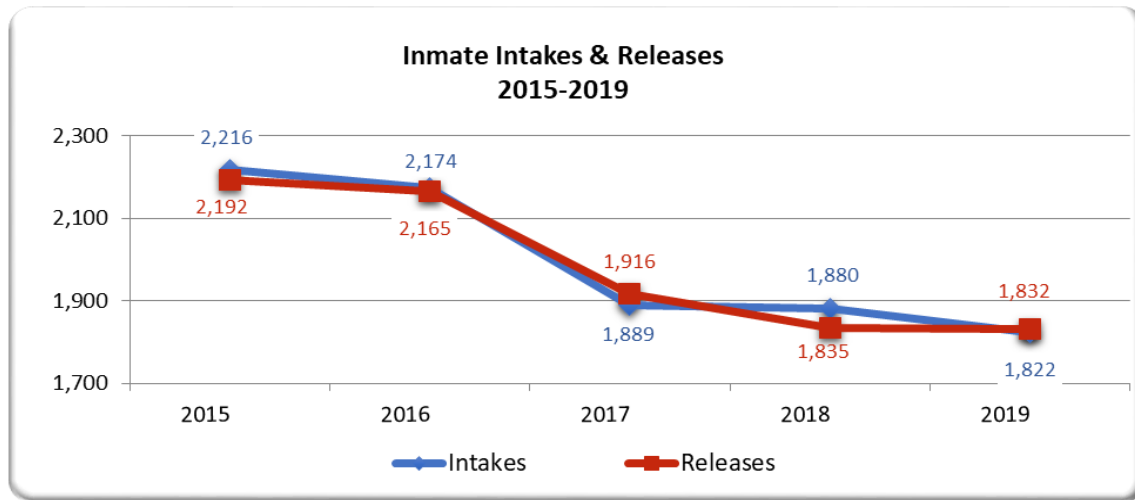
INMATE RESIDENCE

	2015	2016	2017	2018	2019
Washington County	1,743	1,705	1,522	1,508	1,418
Out of County/In State	260	236	195	174	198
Out of State	210	228	166	194	196
Out of Country	3	5	6	13	9

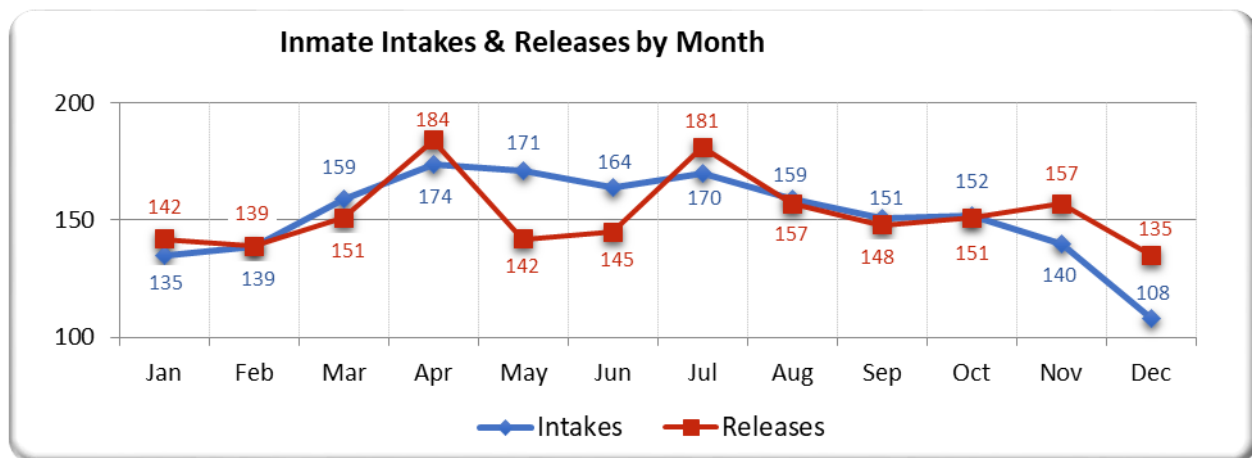
INMATE AGES

Age Group	<18	18-21	22-29	30-39	40-49	50-59	60+
Number of Inmates	17	136	481	648	324	160	56

INTAKE OFFICE



The Intake Office processed 3,654 inmates into and out the facility in 2019!

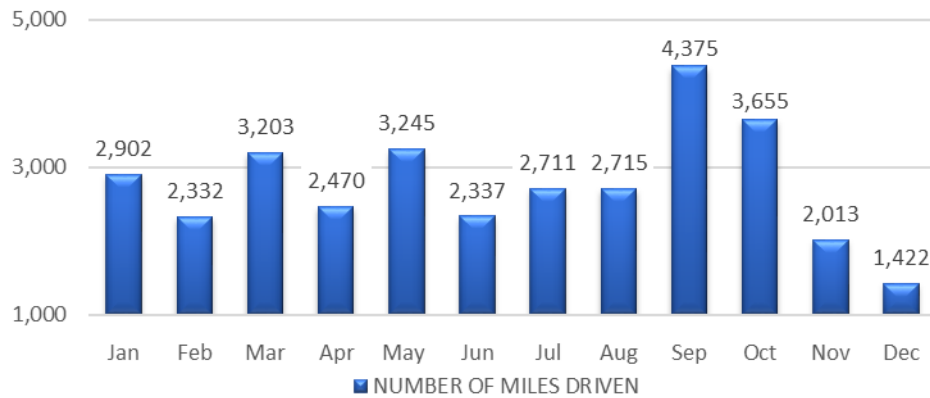


TRANSPORTATION UNIT

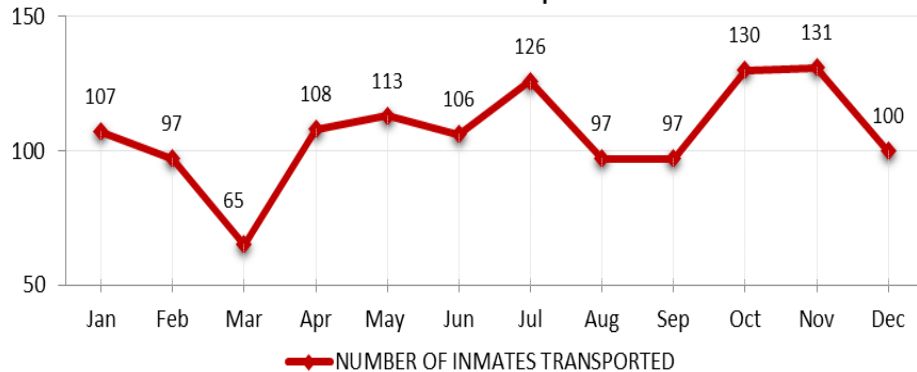
2019 AT A GLANCE

- ◆ A total of 1,277 inmates were transported
- ◆ A total of 768 trips were made:
 - 346 trips were made to court
 - 318 for medical appointments
 - 104 miscellaneous
- ◆ 33,380 miles were logged by the Transportation Unit- an average of 91 miles per day
- ◆ 146 inmates were transported to the Department of Public Safety and Correctional Services
- ◆ 1,089 Bail Reviews were held by video from the Detention Center to District Court
- ◆ 122 transports were made out of county

Mileage for Inmate Transports



Number of Inmates Transported



INMATE PROGRAMS

2019 AT A GLANCE

- ◆ 10 inmates were processed to Home Detention
- ◆ 4 inmates were processed to Work Release
- ◆ Average daily inmate population on programs was:
Work Release— 1
Home Detention— 1
- ◆ Collected \$10,278 in program fees (Home Detention, Work Release, and Drug Testing)
- ◆ Since implementation of Home Detention in 1989, the Detention Center has collected \$2,054,871 in program fees and saved over 4 million dollars in housing costs
- ◆ 75% of the inmates placed on Work Release successfully participated and were released from custody of the Detention Center
- ◆ 100% of the inmates placed on Home Detention Programs successfully participated and were released from custody of the Detention Center
- ◆ Conducted 84 random drug tests on inmates

Inmates on the Home Detention and Work Release Programs are charged a participation fee of \$14 per day.

The Weekend Confinement Program was terminated on November 30, 2016.

HOME DETENTION

	2016	2017	2018	2019
Participants	30	19	19	10
Revenue	\$46,547	\$16,352	\$15,442	\$6,888

WORK RELEASE

	2016	2017	2018	2019
Participants	18	12	5	4
Revenue	\$29,422	\$15,176	\$8,316	\$3,234

INMATE PROGRAMS

Home Detention—allows inmates to serve their sentence in their homes via electronic monitoring and continue employment, educational classes and attend treatment.

Work Release—allows inmates to obtain or continue employment within the community while serving their sentence. Inmates on this program are allowed to leave the facility to go to work but must return when their work day is concluded. Work site supervision is supplied by employers along with site checks conducted by Detention Center staff.

To be considered for the above programs, inmates must be recommended by their sentencing judges to participate.

The charts below indicate how many inmates were recommended for Home Detention, Work Release, and Weekend Confinement from each court.

HOME DETENTION AUTHORIZED BY COURT

	2015	2016	2017	2018	2019
Circuit Court	23	26	14	16	8
District Court	4	4	5	3	2
Total	27	30	19	19	10

WORK RELEASE AUTHORIZED BY COURT

	2015	2016	2017	2018	2019
Circuit Court	16	14	6	3	2
District Court	14	4	6	2	2
Total	30	18	12	5	4

DAY REPORTING CENTER PROGRAM

2019 AT A GLANCE

- ◆ 47 inmates were referred to the Day Reporting Center
- ◆ 31 inmates were admitted
- ◆ 16 inmates were ineligible for the following reasons:
 - 2 Detainers in other states and/or other counties
 - 2 Unable to obtain residence
 - 2 Resided outside of county and/or state
 - 2 Crimes of Violence
 - 4 Declined
 - 0 Parole Retake
 - 4 Miscellaneous Reasons
- ◆ 8 participants were returned to the Detention Center for failing to adhere to program rules; 1 participants was readmitted
- ◆ 90% Participants have independent housing, 4 participants live in sober housing
- ◆ 98% Participants were employed full-time within 45 days of admission
- ◆ 98% Attendance Rate for Programs
- ◆ 100% Received Mental Health Services

The Washington County Sheriff's Office, **Day Reporting Center** opened on October 1, 2017. The program is located on the grounds directly behind the County Detention Center and the Sheriff's Office. The day reporting center is alternative to incarceration for individuals committed to the Washington County Detention Center with a substance related criminal conviction. The Washington County Sheriff's Office Day Reporting Center is a six month, on-site, non-residential cognitive restructuring program designed to change an offender's adverse thinking patterns and attitudes, improve job skills and job retention. The individuals remains in the custody of the Washington County Detention Center, with a modified home detention privileges. The primary goals of the program is to reduce offender recidivism, improve offender's ability to conform to community norms, enhance coping skills, decrease substance relapse, increase employability, and increase job retention.

The program hours of operation are Monday through Friday 8:00 a.m. to 8:00 p.m. and Saturday 8:00 a.m. to 4:00 p.m. The program is closed on Sunday and major holidays. The program will blend a high level of supervision to include GPS (global positioning system), community surveillance and unannounced home visits, with intensive case management, and treatment for substance related disorders. The program uses cognitive behavioral therapy in group and individual settings, medication assisted treatment using Vivitrol, and random and rigorous alcohol and drug testing. In addition, the program provides health visits, reentry, peer recovery, soft and life skills, vocational assessments, employability, financial and emotional literacy, pro-social support, mediation, mentoring / coaching, and health and wellness services. The program provides job training for those with inadequate work skills and lack of stable employment. The program refers to community providers for mental health services.

JAIL SUBSTANCE ABUSE PROGRAM (J.S.A.P.)

2019 AT A GLANCE

PROGRAM DESCRIPTION	2015	2016	2017	2018	2019
JSAP Evaluations	188	204	161	164	157
JSAP Completions	168	151	146	147	136
JSAP Group Services	3,090	2,545	2,020	1,883	1,721
JSAP Individual Services	264	181	222	161	189
JSAP Participants receiving Naltrexone/Vivitrol	24	27	29	9	8
TAMAR Participants (Male & Female)	134	113	88	100	162
TAMAR Activities	1,236	1,150	791	814	892
Anger Management Participants (Male & Female)	X	67	87	73	72
Anger Management Activities	X	312	341	264	256
Court Ordered 8-505 Evaluation provided	13	9	5	9	12
HIV Testing	135	102	83	76	33
Overdose Response Training (Narcan)	152	139	68	98	63

The Washington County Health Department, Division of Behavioral Health Services, Jail **Substance Abuse Program (JSAP)** was established in 1989 as substance use disorder treatment program operating within the Washington County Detention Center. JSAP is accredited by the Commission on Accreditation for Rehabilitation Facilities (CARF). JSAP is also certified by the State of Maryland Department of Health, Office of Health Care Quality. The Program provides 2 hour daytime substance use treatment groups 2 times per week and individual counseling services for adults at WCDC.

Starting in 2020, a health and wellness group component will be added through Justice and Recovery Advocates, Inc. Naltrexone pharmacotherapy is offered to individuals with alcohol and/or opiate addiction if meeting criteria upon release. Counselors refer persons served to a community provider of their choice to continue with substance use treatment following release from incarceration. Additional services include evaluations to determine treatment amenability for individuals court ordered under HG Article 8505 and optional programs for parenting skills, Sexual Health in Recovery (SHIR), Overdose Response Training, and HIV testing.

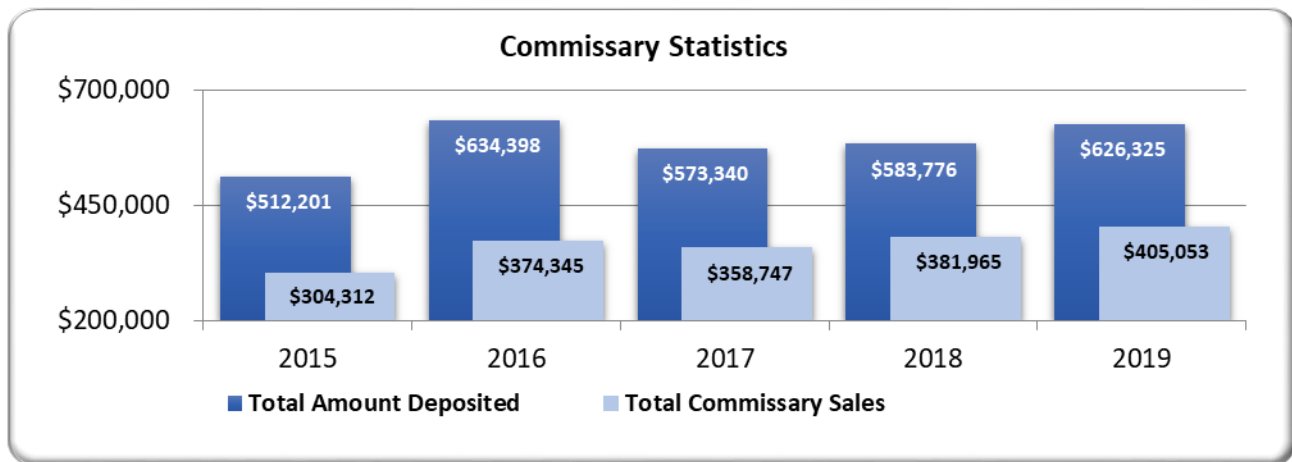
Trauma, Addiction, Mental Health, and Recovery (TAMAR) is a ten (10) week program and Anger Management is a six (6) week program.

INMATE COMMISSARY/ACCOUNTS MANAGEMENT

2019 AT A GLANCE

- ◆ Total amount deposited into inmate accounts was \$626,325
- ◆ 14,473 commissary orders were filled—a increase of 166 over 2018
- ◆ Average inmate commissary order was \$27.98
- ◆ \$1,149.00 in Medical fees
- ◆ \$311.00 in Classification fees
- ◆ \$112.00 for Property damage
- ◆ Annual accounting audit completed by outside agency with 0 deficiencies

Commissary sales totaled \$405,053 — a \$23,088.00 increase over 2018



INMATE VISITING

In July 2011, the Washington County Detention Center implemented a Video Visitation System for inmate visitation with family and friends. The Video Visitation System uses computer screens and telephones so that the inmate can remain on their housing unit but still be able to visit with their family and friends. Visitors must logon to the system to schedule their visit which allows them to visit at more convenient times for them.

In addition, the Video Visitation System has allowed the Maryland Parole Commission to conduct parole hearings remotely so that the Commission can hold hearings in a timely manner with all inmates who are entitled to parole hearings. Prior to the implementation of Video Visitation, the Parole Commission had to travel from Baltimore to Hagerstown to hold parole hearings. This prevented them from holding parole hearings with the inmate in a timely manner as required by law.

11,765 visits were conducted at the Detention Center in 2019!

CLASSIFICATION UNIT

2019 AT A GLANCE

◆	437 inmates were assigned Trusty positions:
	129 Kitchen Trusties
	135 Sanitation
	107 Laundry Trusties
	21 Wall-scrubber Trusties
	45 Other Trusty positions
◆	2,315 Initial Classification Interviews
◆	174 Reclassification Hearings were conducted
◆	208 Classification Reviews were held
◆	269 Detainers were processed
◆	3,877 Inmate Request Slips were handled
◆	168 Parole Hearings

The Detention Center is required to house inmates having a variety of criminal charges, cultural, social and educational backgrounds, and personal needs. An Initial Classification Interview, an information gathering process is conducted for each inmate. During this process, **Classification Counselors** assess an inmate's current charges, sentence/bond status, criminal history, medical/mental health history, and housing requirements. Orientation to facility rules and regulations and institutional functions also occurs at this time. Classification Reviews are periodically conducted to determine if modification of an inmate's current status is appropriate. Once compiled, the information is used to assign housing, program access, and in making institutional work assignments. Classification Counselors provide a vital information link between the inmate population, courts, and other judicial system agencies.

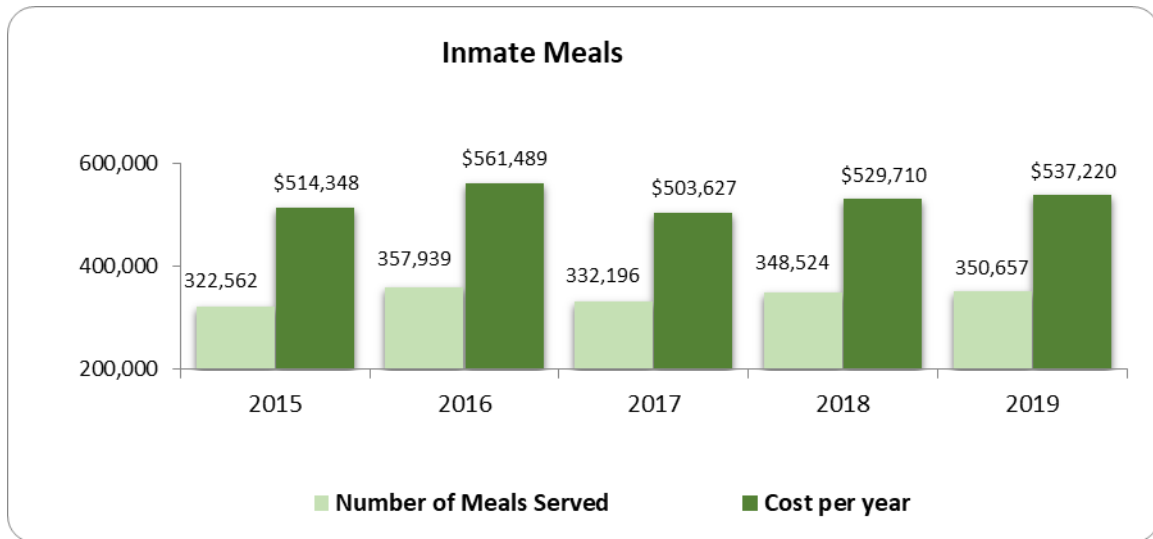
CLASSIFICATION UNIT					
	2015	2016	2017	2018	2019
Classifications	2,355	2,779	1,780	1,904	2,315
Reclassifications	245	113	96	119	174
Request Slips	3,523	3,289	3,060	3,752	3,877
Detainers Processed	203	79	355	321	269

FOOD SERVICES

2019 AT A GLANCE

- ◆ Prepared and served a total of 350,657 inmate meals
(cost per meal was \$1.538 January-April and \$1.526 May–December)
- ◆ Total cost of feeding inmates was \$537,220
- ◆ Served an average of 961 inmate meals per day

In 2018, the Washington County Detention Center awarded a contract to ARAMARK to provide food services to inmates and staff. Food Service operations must comply with all regulatory standards mandated by such agencies as the Maryland State Department of Health and Mental Hygiene and the Maryland Commission on Correction Standards. In addition, all dietary requirements of inmates must be met – medical diets, religious diets, special diets, etc.



INMATE EDUCATION PROGRAMS

2019 AT A GLANCE

- ◆ 47 inmates participated in GED Classes
- ◆ 50 in Adult Education, (33 males and 17 females)

MEDICAL & MENTAL HEALTH SERVICES

2019 AT A GLANCE

Over 800 Inmate Health Histories were conducted as part of the intake process. The following numbers indicate those inmates admitting to the listed medical conditions:

◆ 101	—Contagious/Communicable Disease	◆ 8	—Pregnant
◆ 0	—Crab/Lice	◆ 2	—Presently Suicidal
◆ 698	—Drug/Alcohol withdrawal Symptoms	◆ 698	—Prior Drug use
◆ 209	—Heart Condition	◆ 2	—Prior Suicide Attempts
◆ 59	—History of Tuberculosis/Hepatitis	◆ 6,487	—Psychiatric/Mental Treatment
◆ 110	—IV Drug use/shared needles	◆ 77	—Sexually Transmitted Disease

	PROCEDURE	2018	2019
01	Ambulance Transport	15	9
02	Cardiac/HTN Clinic	87	209*
03	Cardiologist Consults	2	11
04	Chest Disease	0	N/A
05	Deaths	0	0*
06	Dental	108	338
07	Detox Prescriptions Started	363	2,278
08	Dialysis	0	73
09	Dietary Consults	30	0
10	EKGs	71	117
11	Employee TB Testing	153	N/A
12	Endocrine Clinic	22	90
13	Emergency Room-(Medical)	47	32
14	Emergency Room-(Accident)	2	0
15	Eye Glass Repair/Exam	2	13
16	Flu Vaccines	37	819
17	Infectious Disease Clinic	42	136
18	INH Clinic	0	0
19	INH Prescription Clinic	0	0
20	Inmate Health Histories	1,760	817
21	Inmate TB Tests	1,684	261
22	IV Starts	0	3

	PROCEDURE	2018	2019
23	Suicide Watch	55	62
24	Laboratory	612	738
25	Neurological Consults	0	2
26	Neurology Clinic	17	53
27	Nurse Sick Call	2,496	2,893
28	OBGYN Consults	12	8
29	On-Site X-ray	146	200
30	Oral Surgery	0	3
31	Orthopedic Consults	15	7
32	Outside X-ray	10	9
33	Physical Therapy	0	0
34	Physicals	1,598	432
35	Physician's Sick Call	760	1,709
36	Prescription Medication	1,975	1,189*
37	Psychotropic Medications	1,231	988
38	Meritus Medical Ctr., Inpatient	11	2
39	Psychiatrist	902	1,483
40	Pulmonary Clinic	21	69
41	RPR	46	45
42	Suicide Attempts	0	8
43	Surgical Consults	2	8
44	Urological Consults	3	2

*Figures from July—December; Previous provider did not document
+2018-2019 Statistics fluctuation due to new Medical Provider

2019 Operations Outcome Measures

01	Budget for the past 12 months	\$15,738,930
02	Number of staff at the end of the last calendar year (support staff included; DRC & Central Booking staff not included)	116
03	Number of staff who left employment for any reason in the past 12 months	18
04	Total number of credit hours relevant to their facility earned by staff in higher education in the past 12 months	0
05	Number of professional development events (in hours) attended by staff in the last 12 months	0
06	Average Daily Population in the past 12 months	311
07	Number of Admissions in the past 12 months	1,822
08	Number of inmates who were sentenced to the jail for 6 months or more in the past 12 months	635
09	Number of inmates diagnosed with hygiene-related conditions (scabies, lice, or fungal infections) in last 12 months	60
10	Number of inmate injuries (other than fire) requiring medical treatment in the past 12 months	55
11	Number of staff work related injuries (other than fire) requiring medical treatment in the past 12 months	2
12	Number of problems identified by internal health care review that were corrected in the past 12 months	220
13	Number of Sanitation or Health Code violations identified by external agencies in the past 12 months	0
14	Number of Sanitation or Health Code violations corrected in the past 12 months	0
15	Number of incidents involving keys in the past 12 months	0
16	Number of incidents involving tools in the past 12 months	0
17	Number of incidents involving culinary equipment in the past 12 months	0
18	Number of incidents involving medical equipment and sharps in the past 12 months	0
19	Number of rule violations in the past 12 months	1,316
20	Number of assaults—inmate against inmate, inmate against staff—in the last 12 months	42/7

2019 Operations Outcome Measures

21	Number of incidents involving contraband in the past 12 months	52
22	Number of weapons found in the facility in the past 12 months	9
23	Total number of disciplinary decisions made in the past 12 months	303
24	Number of controlled substances found in the facility in the last 12 months	22
25	Number of instances in which force was used in the past 12 months	23
26	Number of times staff uses force were found to have been inappropriate in the past 12 months	0
27	Number of inmate grievances filed alleging inappropriate use of force in the past 12 months	0
28	Number of disciplinary incidents resolved informally in the past 12 months	319
29	Number of formal inmate disciplinary decisions that were appealed in the past 12 months	42
30	Number of appealed disciplinary decisions decided in favor of the inmate in the past 12 months	8
31	Total number of hours of community service donated by inmates in the past 12 months	0
32	Total number of inmates who participated in community service work in the past 12 months	0
33	Number of inmates who passed GED exams while confined in the past 12 months	0
34	Total number of grade levels advanced by inmates in the past 12 months	0
35	Total number of hours of volunteer service delivered by members of the community in the past 12 months	605
36	Total number of individual community members who provided voluntary service in the past 12 months	78
37	Number of Program Changes in the last 12 months (requested from an outside auditing agency)	0
38	Number of Program Changes recommended in the last 12 months (requested from an outside auditing agency)	0
39	Un-authorized walk-offs in the last 12 months	6

NOTES



Washington County Sheriff's Office
500 Western Maryland Parkway
Hagerstown, MD 21740

Detention Division (240) 313-2133
Judicial Division (240) 313-2530
Patrol Division (240) 313-2100

www.washcosheriff.com