

WASHINGTON COUNTY SHERIFF'S OFFICE



2022

ANNUAL REPORT

TABLE OF CONTENTS

INTRODUCTION **PAGE**

LETTER FROM THE SHERIFF.....	2
MISSION & VISION STATEMENTS.....	3
BUDGET SUMMARY.....	4
PERSONNEL CHART.....	6

PATROL DIVISION

PATROL QUICK FACTS.....	8
TRAINING & RECRUITMENT.....	9
NARCOTICS TASK FORCE.....	10
GANG INVESTIGATION UNIT.....	10
K-9 UNIT.....	10
TRAFFIC/CRIMINAL INTERDICTION UNIT.....	11
COMMUNITY & SCHOOL RESOURCE DEPUTY PROGRAMS...	11
SPECIAL RESPONSE TEAM (SRT).....	12
SEX OFFENDER REGISTRATION UNIT.....	13
CRIMINAL INVESTIGATION UNIT.....	14
POLICE COMMUNICATIONS & CALL STATISTICS.....	16
DOMESTIC VIOLENCE UNIT.....	22
CRIME ANALYST.....	22
BURGLAR ALARM RESPONSE.....	23
UNIFORM CRIME REPORT (UCR).....	24
DUI/DWI ENFORCEMENT.....	27
ACCIDENT INFORMATION.....	28
TRAFFIC.....	30

CENTRAL BOOKING

ARRESTING AGENCY MONTHLY STATISTICS.....	31
--	----

JUDICIAL DIVISION **PAGE**

COURTROOM SECURITY, PRISONER TRANSPORT.....	32
CIVIL & CRIMINAL PROCESS.....	34
CHILD SUPPORT ENFORCEMENT.....	35
WARRANT TASK FORCE.....	36
WARRANTS/CRIMINAL SUMMONS.....	38
JUDICIAL FLEET.....	39

DETENTION DIVISION

POINTS OF INTEREST.....	40
REVENUES.....	41
FACILITY INSPECTIONS.....	41
BUDGETARY/STAFFING COMPARISONS.....	42
INMATE HOUSING REPORT.....	43
TRAINING & RECRUITMENT.....	44
INMATE DISCIPLINARY STATISTICS.....	45
SECURITY DIVISION.....	46
INMATE POPULATION STATISTICS.....	47
INTAKE OFFICE.....	52
TRANSPORTATION UNIT.....	53
INMATE PROGRAMS.....	54
DAY REPORTING CENTER.....	56
JAIL SUBSTANCE ABUSE PROGRAM (J.S.A.P.).....	57
INMATE COMMISSARY/ACCOUNTS MANAGEMENT.....	58
INMATE VISITING.....	58
CLASSIFICATION.....	59
FOOD SERVICES & INMATE EDUCATION.....	60
MEDICAL & MENTAL HEALTH.....	61
OPERATIONS OUTCOME MEASURES.....	62

FROM THE SHERIFF



Office of the Sheriff:
Washington County
500 Western Maryland Parkway
Hagerstown, MD 21740-5199
Sheriff Douglas W. Mullendore

OFFICE: 240-313-2101
FAX: 240-313-2105
Email: dmullendore@washco-md.net



Dear Citizens,

As your recently elected sheriff, I look forward to serving the citizens of Washington County. My first two months of office have been enlightening. I have been very impressed with the employees of the Washington County Sheriff's Office. The citizens can be assured that the deputies and civilian staff serve with a strong work ethic and the utmost professionalism.

Law enforcement agencies across the State are still dealing with the enactments by the 2021 legislative session that brought about drastic changes for law enforcement. These include the total repeal of the Law Enforcement Officer's Bill of Rights and the implementation of a new Police Accountability Law. The Sheriff's Office experienced a loss of over 15% of its sworn deputies in the wake of this legislative change. The hiring and retention of personnel, both in law enforcement and corrections, has been a challenge and remains a priority.

The national drug epidemic continues to be a significant problem and the root of much of the crime in Washington County. We have continued working with our Criminal Justice System partners to address this problem.

The Day Reporting Center (DRC) continues to serve as a major component of the Sheriff's Office and continues to increase the percentage of successful graduates from the program. It enables non-violent offenders to receive monitoring, training, and treatment in lieu of full-time incarceration.

The Detention Center has been working to fulfill the legal mandate, imposed by the General Assembly, to implement Medication-Assisted Treatment for any inmate identified with an opioid addiction. This treatment is administered within the Detention Center by an independent medical provider.

The Public Safety Training Center is operating, and we have begun using the classrooms and other facilities for our Police Academy as well as in-service training for our law enforcement and corrections personnel.

The Washington County Sheriff's Office will continue everything within our power to preserve our way of life in Washington County.

Finally, I would like to thank retired Sheriff Douglas Mullendore for his 40+ years of dedicated service.

Sincerely,

A handwritten signature in black ink, appearing to read "Brian K. Albert".

Brian K. Albert

MISSION & VISION STATEMENTS

MISSION STATEMENT

It is the mission of the Washington County Sheriff's Office to provide professional, high quality and effective police, correctional and court security services in partnership with the community and other criminal justice agencies, while continuing to build and maintain these relationships.



VISION STATEMENT

The Washington County Sheriff's Office is committed to providing services that are fair, impartial and effective while holding employees to the highest standards of efficiency, morality and professionalism.

The Sheriff's Office is comprised of skilled dedicated professionals, striving to be proactive, rather than reactive where possible. We are responsible and accountable to each other as well as the public we serve. We believe in the concept of continuous improvement in all our endeavors, always striving to be the best we can be.

BUDGETARY SUMMARY

CENTRAL BOOKING

		FY 2022		FY 2023
Salary Wages & Benefits	\$	1,057,100.00	\$	1,312,870.00
Operations	\$	27,160.00	\$	30,020.00
Capital Outlay	\$	0.00	\$	0.00
TOTAL	\$	1,084,260.00	\$	1,342,890.00

DETENTION DIVISION

Salary Wages & Benefits	\$	12,348,840.00	\$	14,431,720.00
Operations	\$	3,888,790.00	\$	4,274,580.00
Capital Outlay	\$	0.00	\$	0.00
TOTAL	\$	16,237,630.00	\$	18,706,300.00

DAY REPORTING CENTER (BUDGET)

Salary Wages & Benefits	\$	214,960.00	\$	246,200.00
Operations	\$	256,280.00	\$	246,080.00
Capital Outlay	\$	0.00	\$	0.00
TOTAL	\$	471,240.00	\$	492,280.00

DAY REPORTING CENTER (GRANT)

Salary Wages & Benefits	\$	26,920.00	\$	0.00
Operations	\$	131,875.06	\$	0.00
Capital Outlay	\$	0.00	\$	0.00
TOTAL	\$	158,795.06	\$	0.00

BUDGETARY SUMMARY

JUDICIAL SERVICES DIVISION

	FY 2022	FY 2023
Salary Wages & Benefits	\$ 2,938,110.00	\$ 3,338,990.00
Operations	\$ 130,230.00	\$ 157,830.00
Capital Outlay	\$ 16,000.00	\$ 0.00
TOTAL	\$ 3,084,340.00	\$ 3,496,820.00

PATROL DIVISION

Salary Wages & Benefits	\$ 10,881,450.00	\$ 12,305,830.00
Operations	\$ 2,183,170.00	\$ 2,238,110.00
Capital Outlay	\$ 91,100.00	\$ 33,600.00
TOTAL	\$ 13,155,720.00	\$ 14,577,540.00

PROCESS SERVERS (JUDICIAL)

Salary Wages & Benefits	\$ 164,160.00	\$ 133,580.00
Operations	\$ 6,540.00	\$ 4,300.00
Capital Outlay	\$ 0.00	\$ 0.00
TOTAL	\$ 170,700.00	\$ 137,880.00

TOTAL SHERIFF'S OFFICE BUDGET

Salary Wages & Benefits	\$ 27,631,540.00	\$ 31,769,190.00
Operations	\$ 6,624,045.06	\$ 6,950,920.00
Capital Outlay	\$ 107,100.00	\$ 33,600.00
GRAND TOTAL	\$ 34,362,685.06	\$ 38,753,710.00

PERSONNEL CHART

ADMINISTRATION

Sheriff	1
Colonel	1
Civilian	1
TOTAL	3

CENTRAL BOOKING

Lieutenant	1
Sergeant	1
Corporal	0
Master Deputy	3
Deputy First Class	5
Deputy	0
TOTAL	10

DETENTION DIVISION

Major	1
Captain	2
Lieutenant	6
Sergeant	13
Master Deputy	53
Deputy First Class	9
Deputy	20
Civilian	19
Vacancies	4
TOTAL	127

DAY REPORTING CENTER

Day Reporting Director	1
Deputy First Class	1
TOTAL	2

JUDICIAL PROCESS SERVERS

Process Servers	1
Civilians	1
Vacancy	1
TOTAL	3

PERSONNEL CHART

JUDICIAL DIVISION

Captain	1
Lieutenant	1
Sergeant	1
Master Deputy (sworn)	8
Master Deputy (non-sworn)	4
Deputy First Class (sworn)	6
Deputy First Class (non-sworn)	0
Deputy (sworn)	1
Civilian (full-time)	5
Civilian Security (part-time)	4
Vacancy (full-time sworn deputy)	0
Vacancy (part-time sworn deputy)	6
Vacancy (part-time civilian security)	2
TOTAL	39

PATROL DIVISION

Major	1
Captain	2
Lieutenant	6
Sergeant	17
Corporal	1
Master Deputy	18
Deputy First Class	21
Deputy	15
Civilian	13
Vacancies	6
TOTAL	100

PERSONNEL SUMMARY

Administration	3
Central Booking	10
Detention Division	123
Day Reporting Center	2
Process Servers	2
Judicial Division	31
Patrol Division	94
Department Vacancies	19
TOTAL SHERIFF'S OFFICE PERSONNEL	284



WASHINGTON COUNTY SHERIFF'S OFFICE PATROL DIVISION



2022 PATROL DIVISION QUICK FACTS

	2021	2022
Calls for Service	69,655	72,656
Traffic Citations Issued	7079	4,980
Traffic Warnings Issued	13,121	9,762
Safety Equipment Repair Orders Issued	292	207
Driving While Under the Influence Arrests	154	124
Adult Arrests	2564	2,944
Adult Alcohol Citations	1	0
Accident Reports	749	775
Domestic Violence Homicide	0	0
Property Reported Stolen	\$2,751,652	\$2,773,859
Patrol Fleet Miles Driven	1,448,710	1,402,020
Juvenile Alcohol Citations	1	0
Juvenile Arrests	63	119
Domestic Violence Calls	801	732

TRAINING & RECRUITMENT

2022 AT A GLANCE

- ◆ During 2022 there were one hundred-twenty applicants for Deputy resulting in the hiring of three laterals and six placed in the Washington County Police Academy.
- ◆ During the year 2022 there were seventy-one applicants for civilian positions resulting in the hiring of one Intelligence Analyst and four hired as Senior Office Associates.
- ◆ During the year 2022 the Sheriff's Office participated in three job fairs, two in Allegany County, Maryland and one in Ocean City, Maryland.

SPECIALIZED TRAINING

Many employees attended specialized training in topics such as:

- General Instructors & Field Training Officer Certification School
- Cell Phone Technology and Forensic Data Recovery
- Active Shooter Instructor Certification
- Anti-Terrorism Training
- Crash Reconstruction
- Crime Prevention
- Criminal Suspect Vehicle Surveillance Techniques
- Drug Interdiction
- Street Gang and Motorcycle Gang Awareness
- Interviews and Interrogations and Identifying Deceptive Behavior
- Hostage Negotiation
- Computer Crimes Certification & Cell Phone Data Recovery
- Law Enforcement Officers Bill of Rights
- School Violence and School Safety

IN-SERVICE TRAINING

Every police officer is mandated by the State of Maryland to successfully complete 18 hours of annual in-service training. Training topics included are:

- Tactical Medicine and Emergency First Aid
- Firearms Safety and Use of Force
- Defensive Tactics, Police Baton, O.C. Spray and Taser Certification
- Autism & Police Interaction
- Dealing with the Mentally ILL
- Handling Identity Theft
- Rape and Sexual Assault
- Child Exploitation
- Airport Security
- Agency All Hazard Plan
- Dealing with Sovereign Citizens

ENTRANCE LEVEL POLICE OFFICER

All newly hired Patrol Deputies must attend an entry-level police academy. Newly hired officers attend a Maryland Police and Correctional Training Certified Academy within Maryland.

FIELD TRAINING OFFICER

The Field Training Program requires a minimum of four months training. The recruit is assigned to work each day with a deputy that has received specialized training as a Field Training Officer (FTO). The FTO monitors, and mentors the recruit. A detailed progress and activity report is maintained and reviewed weekly by the patrol supervisor. Upon the recruit's successful completion of the FTO program, the Maryland Police Training Commission is notified in writing, and the recruit is then certified as a law enforcement officer.

FIREARMS QUALIFICATION

All Sheriff's Office Deputies are required to qualify annually with department issued handguns. A minimum of two hours of classroom instruction is mandated. The Deputy is then required to pass a live fire training course. The officer must qualify by scoring at least a 70% during both day light and reduced light firing. In addition to live fire each deputy is mandated to satisfactorily complete a firearms judgmental course. This training is provided by the use of a Firearms Training Simulator (F.A.T.S machine). This video-based simulation system gives the deputy different real-life scenarios. Using the F.A.T.S. machine, deputies must decide based on the circumstances if they should shoot a suspect or not. Each officer is also required to qualify with a department issued shotgun.

NARCOTICS TASK FORCE (NTF)

2022 AT A GLANCE

- ◆ Heroin/fentanyl continues to be the drugs most investigated by the Narcotics Task Force.
- ◆ Narcotics Task Force opened 202 investigations in 2022 which led to the arrests of 40 persons. The majority of the arrests involved distribution of Heroin (1), Fentanyl (17), Crack Cocaine (2), Powder Cocaine (6), and Marijuana (2). The other (13) arrests involved either Meth or Guns.
- ◆ Narcotics Task Force responded to 378 heroin overdoses; of which 68 were fatal.
- ◆ Narcotics Task Force executed a total of 32 search and seizure warrants.
- ◆ Narcotics Task Force seized 20 firearms of various makes and models.
- ◆ Narcotics Task Force seized over \$100,000 in cash and assets.

GANG INVESTIGATION UNIT

2022 AT A GLANCE

- ◆ The Gang Unit identified and validated approximately 50 total gang members and associates.
- ◆ Gang Unit provided 78 documented assists to State, Federal and local entities regarding gang information.
- ◆ 277 known gang members or associates were arrested for various crimes throughout Washington County in 2022.
- ◆ Gang Unit assisted Narcotics Task Force with numerous drug arrests where the targets were gang members or associates. The Gang Unit also assisted in and/or investigated numerous Heroin related overdoses.

K-9 Unit

The Washington County Sheriff's Office K-9 unit consists of four (4) WCSO deputies and their assigned K-9 partners, consisting of three (3) cross-trained German Shepard patrol/detection K-9's and one (1) German Shorthair Pointer trained in narcotics detection and tracking/trailing of persons. The German Shorthair Pointer replaced the retired Bloodhound in October 2022. In 2022 WCSO deployed their K-9's one hundred eighty-two (182) times for various calls for service supporting WCSO and surrounding agencies. All WCSO K-9's and their partners certify annually with a nationally recognized certifying entity (NAPWDA, OPOTA).

TRAFFIC / CRIMINAL INTERDICTION UNIT

TRAFFIC/CRIMINAL INTERDICTION UNIT

The Washington County Sheriffs Office Traffic / Criminal Interdiction Unit (TCIU) is comprised of four Sheriffs' Office deputies. Their duties and responsibilities include: to address on-going traffic safety problems identified through crash data analysis and complaints received from the citizens of Washington County through the use of selective enforcement activities, saturation patrols, and high visibility traffic enforcement.

Another duty is to utilize a problem oriented policing approach and address criminal activity through the use of proactive enforcement, criminal interdiction, and covert surveillance techniques in known locations in Washington County, Maryland. Lastly, to enforce Federal Motor Carrier Safety Administration (FMCSA) regulations by conducting commercial motor vehicle safety inspections in Washington County, Maryland.

COMMUNITY DEPUTY PROGRAM

The town of Williamsport has contracted the services of one Community Deputy, who acts as the town's police force and is supported by the Patrol Division during hours when the Community Deputy is not working. Deputy First Class Matthew Sullivan has been serving the town's people since December 2018. Dfc. Sullivan has developed a great working relationship with the Town of Williamsport Officials; which results in positive community relations with the town's people, businesses, and visitors of the many historic sites. Dfc. Sullivan actively participates in community events; such as National Night Out, The Williamsport Secret Santa, Christmas Parade Planning Committee, Canal Days, Trick or Treat Patrol, July 4th in Byron Park, and The Polar Bear Plunge, to name a few.

Since October 2018 four municipalities contracted with the Washington County Sheriff's Office for Police Protection Services for their citizens. The communities of Williamsport uses a deputy for 16 hours, Sharpsburg uses a deputy for 8 hours, Keedysville uses a deputy for 8 hours and Clear Spring uses a deputy for 8 hours. Dfc. Peyton routinely patrols these areas; while responding to any calls for service. Dfc. Peyton serves as the towns police force and is supported by the Patrol Division during hours when he is not working.

SCHOOL RESOURCE DEPUTY PROGRAM

The Washington County Sheriff's Office and the Washington County Board of Education have partnered together to provide School Resource Deputies to schools in Washington County. School Resource Deputies are assigned to Clear Spring/Hancock, Williamsport, Boonsboro and Smithsburg High Schools and provide coverage for the local Middle Schools and feeder elementary schools as well.

The School Resource Deputies provide security at their assigned schools, provide services to school staff dealing with disciplinary issues, criminal matters and counseling troubled students.

SPECIAL RESPONSE TEAM (SRT)

2022 AT A GLANCE

- ◆ The Special Response Team was utilized 17 times during 2022:
- ◆ 9 Narcotics Search & Seizure Warrants
- ◆ 3 Search & Seizure Warrants
- ◆ 3 Barricade Suspect
- ◆ 1 Security detail for the President of the United States

The **Washington County Special Response Team** is comprised of members of the Hagerstown Police Department and the Washington County Sheriff's Office. Each member of the team is selected by undergoing rigorous physical fitness, marksmanship and tactical training as well as mandatory attendance of a grueling three week long SWAT school sponsored by the Howard County Police Department/Tactical Section.

Special Response Team Specialized Training:

- 1st Aid Classroom/ Practical training
- Active shooter
- Barricade subject training with Negotiators
- Clearance Concepts/Threat Hierarchy
- Explosive Breaching
- Hazmat Training/ SCBA's
- Hostage Rescue
- K9 Training/ building entries
- Range/ Shooting scenario
- SWAT Olympics at range
- SWAT, Special Weapons and Tactics
- Team movements at airport on airplane
- Team movements/ building searches
- Vehicle take downs/ bus assaults
- FTX Training Exercise

HIGH RISK/BARRICADES

- 01/25/2022 Narcotics Search and Seizure Warrant
- 02/21/2022 Barricade Suspect
- 03/31/2022 Narcotics Search and Seizure Warrant
- 05/19/2022 Narcotics Search and Seizure Warrant
- 05/25/2022 Narcotics Search and Seizure Warrant
- 06/03/2022 Barricade Suspect
- 06/09/2022 Barricade Suspect
- 07/21/2022 Search and Seizure Warrant
- 07/21/2022 Search and Seizure Warrant
- 07/28/2022 Narcotics Search and Seizure Warrant
- 08/20/2022 Execution of High-Risk Arrest Warrant
- 10/06/2022 Narcotics Search and Seizure Warrant
- 10/10/2022 Security Detail
- 10/18/2022 Narcotics Search and Seizure Warrant
- 10/18/2022 Narcotics Search and Seizure Warrant
- 11/03/2022 Narcotics Search and Seizure Warrant
- 11/28/2022 Search and Seizure Warrant

SEX OFFENDER REGISTRATION UNIT

2022 AT A GLANCE

- ◆ On December 31, 2022, there were 166 Tier III offenders, 49 Tier II offenders and 50 Tier I offenders registered in Washington County
- ◆ All are male with the exception of 5 females.
- ◆ All reside in Washington County with the exception of 18 who reside out of state, but are employed in Washington County.
- ◆ In 2022, initial registrations were completed for 7 Tier III offenders, 11 Tier II offenders, 24 Tier I offenders, and no sexually violent predators.
- ◆ 3 persons were charged with various violations of the registry laws. Violations involved offenders failing to notify registry within 3 days of an address change, failure to register weekly as a homeless offender and failure to register as a sex offender as required.
- ◆ The residence of each sex offender is verified once every 8 weeks. Approximately 1,113 address verifications were conducted in 2022.
- ◆ The Sheriff's Office processed 1,270 registration appointments in 2022.

SEX OFFENDER REGISTRATION

Tier I Sex Offender must register every six months for fifteen years. Some offenses are 4th Degree Sex Offense and Possession of Child Pornography.

Tier II Sex Offender must register every six months for twenty-five years. Some offenses are Distribution of Child Pornography, Sexual Solicitation of a Minor, 3rd Degree Sex Offense - Sexual Act (offender is at least four years older than victim) or Vaginal Intercourse (offender is at least twenty-one years old) which is a Statutory Offense where victim was a fourteen or fifteen year old.

Tier III Sex Offender is the most serious classification and must register every three months for life. Some offenses are Child Kidnapping, Rape 1st, 2nd, and 3rd Degree, 1st, 2nd, and 3rd Degree Sex Offenses, Sexual Abuse of a Minor, all Attempted Rapes and Sex Offense s.

Sexually Violent Predator registers every three months for life. This offender is convicted of a sexually violent offense and has been determined to be at risk of committing another sexually violent offense.

Homeless Offenders with no fixed address must report and register weekly.

CRIMINAL INVESTIGATION UNIT

2022 AT A GLANCE

- ◆ 296 cases investigated by the Criminal Investigation Unit in 2022.
- ◆ 183 firearms seized during 2022 from the service of Protective Violence Orders.
- ◆ 41 firearms seized during 2022 from Emergency Risk Protective Orders.
- ◆ 213 firearms were returned after the protective violence orders expired in 2022.

Computer Voice Stress Analyzer

Two Detectives of the Criminal Investigations Unit have been specially trained in the use of a truth verification device; better known as a Computer Voice Stress Analyzer or C.V.S.A. The C.V.S.A. is an instrument or computer which records a person's voice and analyzes changes in voice pattern that have been scientifically proven to indicate deception.

During the calendar year 2022, thirty (30) C.V.S.A. tests were administered by our highly trained operators. Those examinations include background exams for smaller allied agencies within Washington County, in accordance to agreements made between WCSO and the allied agencies. There were two (2) examinations conducted as part of criminal investigations, in 2022, as well.

Digital Investigative Forensic Unit

Detectives in the unit receive specialized training in the forensic examination of cellular telephones seized during criminal investigations. Specialized equipment has been purchased through various grants to assist in retrieving this information. Detectives were able to gather invaluable information through these examinations that assisted in countless arrests and convictions of a multitude of different investigations. Their expertise and specialized equipment were also utilized by various outside police agencies as well. A total of sixty-one (61) forensic cellular telephone examinations and thirty-eight (38) search and seizure warrants were performed during 2022; resulting in twelve (12) arrests.

CONTROLLED DANGEROUS SUBSTANCE (CDS)

CDS Destroyed	241
CDS Received	84
Training Use	0
Total CDS in WCSO Inventory	215

STATISTICAL ARREST INFORMATION

	ARRESTS	SEARCH & SEIZURE WARRANTS
CIU	78	62

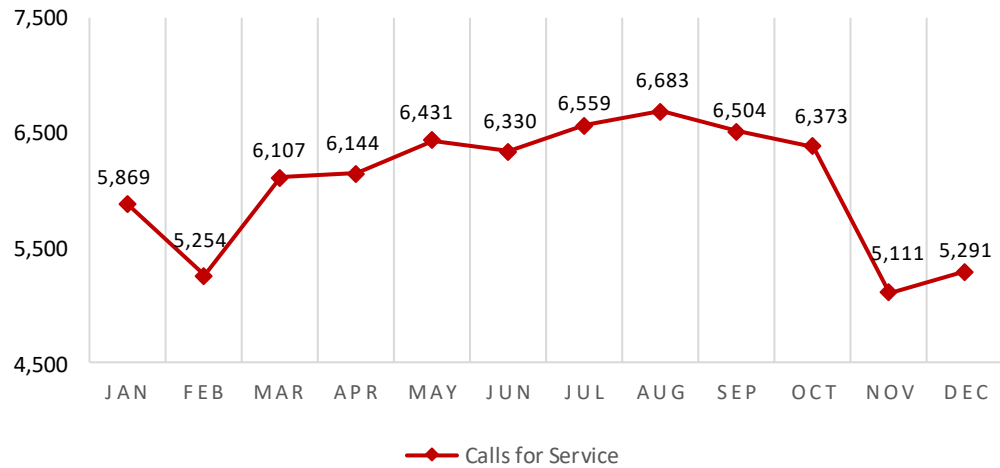
CRIMINAL INVESTIGATION UNIT

FIREARMS		
Firearms Received (excluding Protective Orders)	Hand Guns	40
	Long Guns	43
	Other	10
	Total	93
Firearms Released	Hand Guns	27
	Long Guns	11
	Other	0
	Total	38
Firearms Destroyed		49
Firearms Sold	Long Guns	7
	Other	0
	Total	7
Firearms in WCSO Inventory	Hand Guns	276
	Long Guns	96
	Other	3
	Total	375

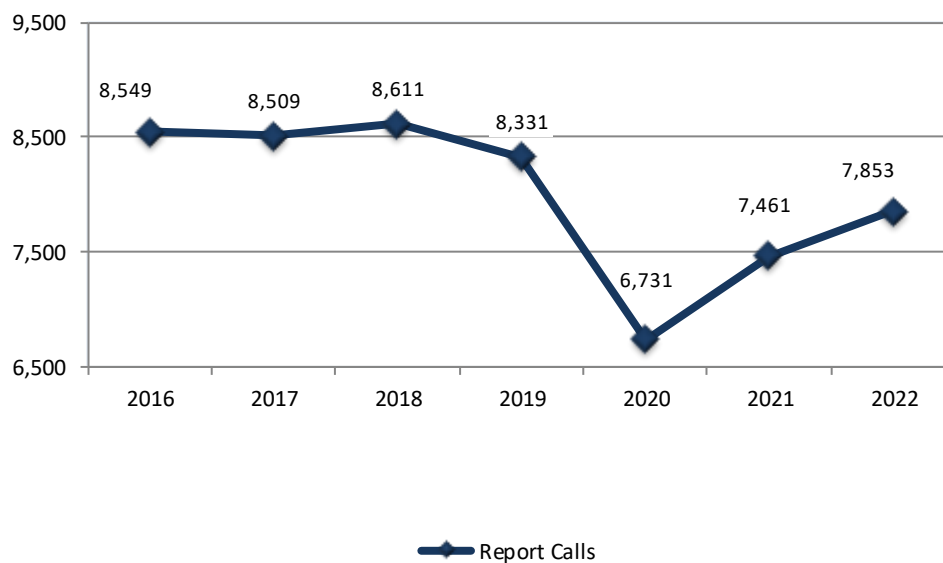
PROPERTY ROOM AND FIREARMS DISPOSAL	
New Property/Evidence added in 2022	1,992
Property/Evidence destroyed	55
Property/Evidence released	150
Total Property/Evidence in WCSO Inventory	7,316

POLICE COMMUNICATIONS AND CALLS STATISTICS

**CALLS FOR SERVICE BY MONTH
2022**



**Report Calls
2016-2022**

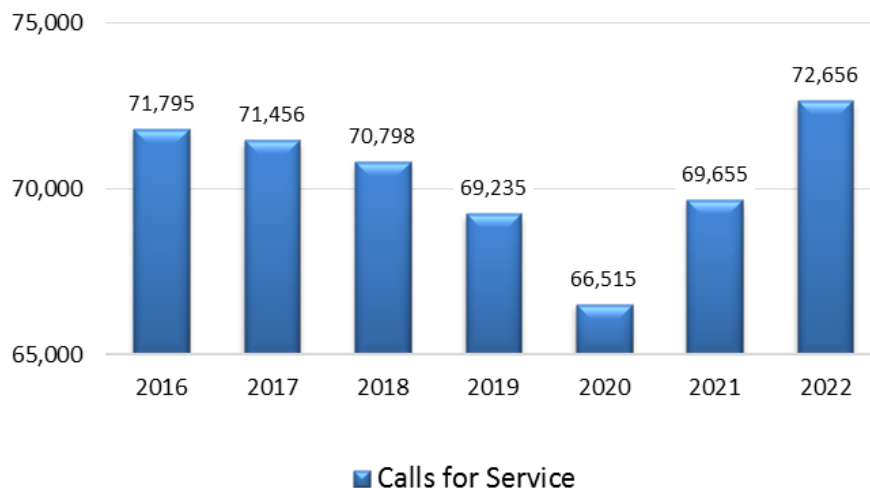


POLICE COMMUNICATIONS

CALLS FOR SERVICE BY COMMUNITY

	2018	2019	2020	2021	2022
Boonsboro	752	697	559	528	607
Clear Spring	678	586	623	557	597
Funkstown	1,676	1,085	834	751	705
Hagerstown	9,870	9,674	8,451	9,501	9,927
Hancock	789	955	677	610	693
Keedysville	193	386	568	418	359
Maugansville	1,488	1,746	1,364	1,101	1,157
Sharpsburg	762	549	529	698	975
Smithsburg	821	618	473	435	605
Williamsport	3,438	3,716	3,363	3,354	3,701
Hagerstown Airport	1,058	946	1,180	1,185	999
Valley Mall	3,511	3,555	2,717	2,958	2,219
Prime Outlets	438	353	958	2,504	1,878
Remainder of County	45,324	44,369	44,219	45,055	48,234
TOTAL CALLS	70,798	69,235	66,515	69,655	72,656

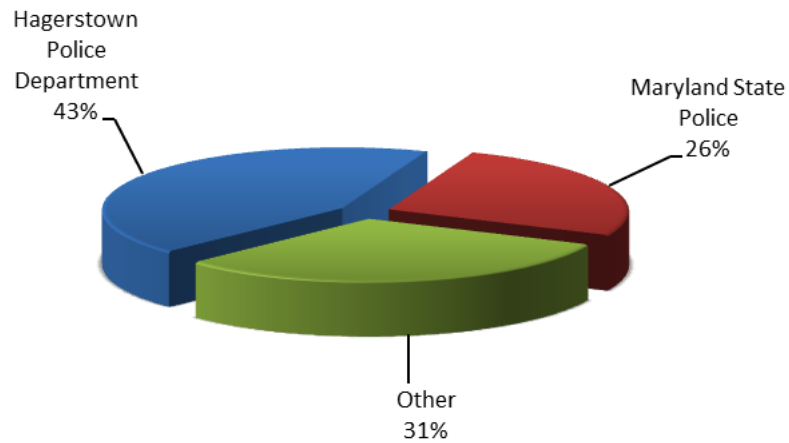
**Calls for Service
2015-2022**



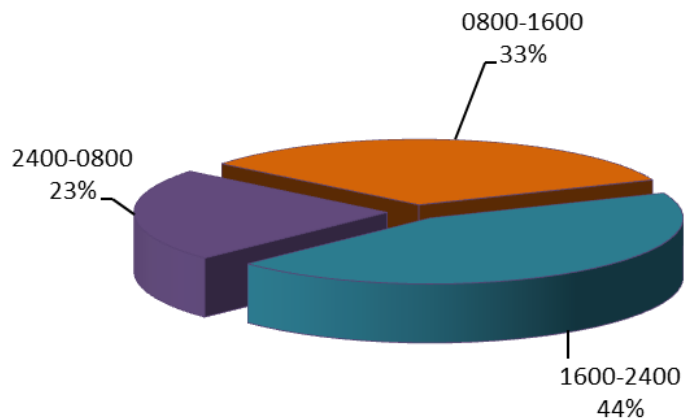
POLICE COMMUNICATIONS

The Sheriff's Office rendered assistance to other Police Agencies 1,731 times in 2022

Assist Other Police Department



Assistance by Shift



POLICE COMMUNICATIONS

Call Situation	2021	2022
911 Hang-Up	1,447	5,205
ATL-Attempt to Locate	73	65
Abandoned Motor Vehicle	69	51
Abuse to Elderly/Mentally Challenged	28	50
Accident-Fatal	1	2
Accident- PD Code 89 No Report	1,210	1,048
Accident-Personal Injury	224	241
Accident-Property Damage	539	566
Administrative Assignment	1,299	1,406
Aircraft Crash	0	2
Alarm	2,011	2,094
Alcohol Violations	2	3
Animal Bite	114	105
Animal Complaint (Other than Bite)	366	342
Arson Reported	0	1
Arson in Progress	0	0
Assault Reported	217	257
Assault in Progress	72	71
Assist EMS	682	651
Assist Fire Department	69	66
Assist Non-Police Agency	56	60
Assist Other Police Department	1,848	1,731
Attempted Suicide Reported	14	11
Attempted Suicide in Progress	135	123
Background Investigation (Applicant)	56	42
Bank Check	1	0
Bomb Threat	3	6
Bombing/Explosive Incident	0	0
Bribery	0	1
Burglary Reported	141	143
Burglary in Progress	78	52
CDS/Drug Violations	335	273

Call Situation	2021	2022
Call Referred or Handled by Other PD	518	481
Carjacking Reported	0	0
Carjacking in Progress	0	0
Check Well Being	1,627	1,505
Child Abuse	17	21
Child Neglect	35	37
Child Pornography	13	4
Child Sex Offender Address Check	0	0
Civil Matter	13	15
Community Policing	350	289
Composite/Facial Recognition	0	0
Contractual Overtime	1,053	1,579
Counterfeiting	8	7
Court	836	1,131
Credit Card Offenses	1	1
Crime Prevention/Public Relations	4	17
Crime Scene Processing	0	0
DRC Community Supervision	1	0
Death-Attended/Unattended	190	178
Death Notification	28	24
Digital Forensic Processing	5	1
Directed Enforcement	10,410	10,119
Disorderly Conduct/ Disturbance	1,684	1,647
Domestic Reported	156	180
Domestic in Progress	645	525
Driving While Intoxicated	158	130
Drowning	0	0
ECHO Call	259	256
Embezzlement Reported	0	0
Emergency Commitment	486	415
Escape	4	5
Escort	3	2

POLICE COMMUNICATIONS

Call Situation	2021	2022	Call Situation	2021	2022
Eviction	289	648	Juvenile Offenses-Truant/Out of Control	134	179
False Report of Crime	1	1	Kidnapping/Abduction Reported	2	0
Fingerprinting	0	10	Kidnapping/Abduction in Progress	0	0
Firearms Record Check	1	0	Littering	38	16
Firearms/Weapons-Surrender	35	40	Locked out of or in Vehicle or Building	8	11
Fireworks Complaint	135	106	Loitering	3	6
Flee/Elude Police Pursuit	13	10	Lost/Found Property (Not Stolen)	111	96
Follow-up Part 1	630	620	Lost/Found Property Reported	93	98
Follow-up Part 11	1,521	1,538	Lost or Found Person not Reported Missing	35	36
Follow-up Part 111	348	379	Malicious Destruction to Property Reported	240	235
Forgery	1	2	Malicious Destruction to Property in Progress	44	22
Fraud/Bad Check Reported	396	388	Mental Disturbance	194	176
Fraud/Bad Check in Progress	14	12	Miscellaneous	13	8
Gambling Violations	0	0	Miscellaneous Court Paper Attempted	17	27
Gang Awareness Presentation	0	0	Miscellaneous Court Paper Service	15	19
Gang Graffiti	0	1	Missing Person	198	231
Grant-School Bus	5	5	Natural Disaster	0	0
Harassment	292	386	Noise Complaint	310	287
Homicide	1	1	Notifications	2	2
Homicide-Reported	1	0	Obstructing/Hindering Police Officer	1	2
Impersonating a Police Officer	1	1	Off Road Vehicle on Roadway	51	13
Indecent Exposure/Indecency	22	0	Parking Complaint/Offense	311	275
Industrial/Agricultural Accident	1	1	Patrol/Sector Check Made	3,873	4,427
Injured/Sick Person	37	11	Patrol/Sector Check Requested	91	91
Interim ERPPO Attempt	4	2	Police Information	912	995
Interim ERPPO Service	9	9	Polygraph/CVSA Examination	0	0
Interim Peace Order Attempted	52	37	Pornography	6	6
Interim Peace Order Service	63	63	Prisoner Transport	35	37
Interim Protective Order Attempted	271	200	Prostitution	4	0
Interim Protective Order Service	266	256	Prowler	1	0
Intoxicated Person	11	12	Public Nuisance	42	22
Intoximeter Test	135	95	Rape/Sex Offense Reported	53	56

POLICE COMMUNICATIONS

Call Situation	2021	2022
Rape/Sex Offense in Progress	2	1
Recovery of Stolen Vehicle	33	26
Removed Abandoned Motor Vehicle	1	1
Repossession of Vehicle	294	266
Riot/Crowd Control	0	0
Robbery Reported	7	9
Robbery in Progress	5	5
SRT/Hostage Negotiator Callout	12	18
School Checks	114	200
Search Warrant or Consent Search of Vehicle or Building	58	57
Service to Advise	1,782	1,781
Service to Standby	243	219
Sex Offender Registration	0	0
Sobriety Check Point	0	0
Special Assignment	146	257
Stolen Property-Possess/Buy/Receive/Recover	0	2
Suicide Reported	5	3
Summons Attempted	1,264	1,418
Summons Service	1,081	1,174
Suspicious Person/Subject Stop	785	854
Suspicious Vehicle	705	683
Suspicious, Other	287	281
Tampering with Motor Vehicle	13	15
Telephone Misuse	2	2
Temporary ERPPO Attempt	7	3
Temporary ERPPO Service	5	5
Temporary Peace Order Attempted	345	211
Temporary Peace Order Service	264	248
Temporary Protective Order Attempted	550	455
Temporary Protective Order Service	522	495

Call Situation	2021	2022
Theft from Motor Vehicle in Progress	8	4
Theft Reported	480	616
Theft from Motor Vehicle Reported	334	307
Theft in Progress	180	207
Tobacco Violations	8	8
Towed Motor Vehicle	385	422
Tracker Alert	2	2
Traffic Complaint/Arrest	1,141	1,288
Traffic Direction	13	6
Traffic Enforcement Performed	509	198
Traffic Enforcement Requested	10	10
Traffic Hazard	330	358
Traffic Signs/Signals-Damaged/Malfunctioning	69	93
Traffic Stop	10,001	7,277
Training	504	533
Trespassing	193	188
Unauthorized Use of Motor Vehicle	54	48
Undesirable	340	328
Unsecured Door or Window	22	37
Urination in Public	3	2
Vandalism (No Damaged)	29	50
Vehicle-Disabled/Assistance	430	351
Vehicle Theft Reported	121	89
Vehicle Theft in Progress	9	0
Violation-Sex Offender Registration	0	3
Violation of Protective Order or Peace Order-In Progress	66	45
Violation of Protective Order or Peace Order-Reported	20	25
Warrant Attempted	1,218	1,964
Warrant Service	1,598	1,909
Weapons-Discharged/ Shots Fired	88	82
Weapons Violations	28	30

DOMESTIC VIOLENCE UNIT

The Washington County Sheriff's Office, Hagerstown Police Department, State's Attorney's Victim/Witness Coordinator Unit and Court Appointed Special Advocates, (CASA) have been conducting multi-disciplinary meetings every month. These agencies meet in order to coordinate efforts to enhance services for domestic violence victims, families, witnesses and suspects. During 2022, five hundred seventy-nine Domestic Violence Reports were submitted by deputies.

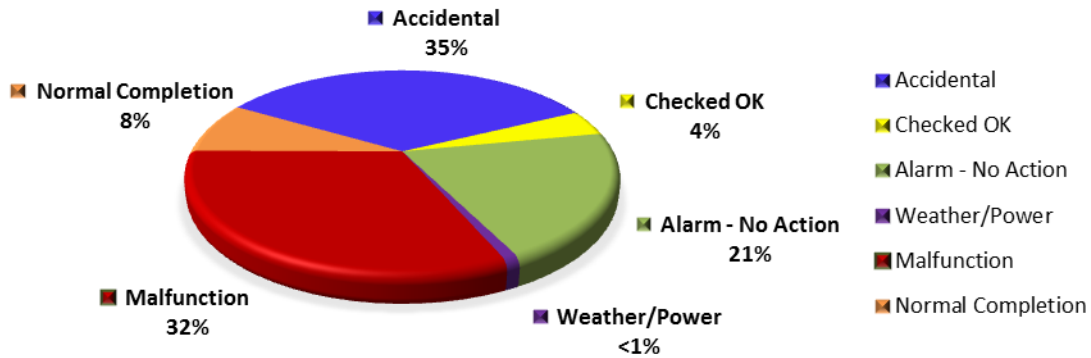
	JAN	FEB	MAR	APR	MAY	JUN	JULY	AUG	SEP	OCT	NOV	DEC	TOTALS
Lethality screens administered	23	21	17	17	10	26	24	16	22	27	12	19	234
Number of positive screens	15	8	9	10	5	15	11	10	13	15	3	10	124
Number of negative screens	4	8	4	4	2	9	9	6	7	8	7	7	75
Number of screens where victims refused	4	5	4	3	3	2	4	0	2	4	2	2	35
Number of victims who spoke to a counselor	32	27	22	25	32	39	20	25	32	30	15	20	319
Not Administered	3	2	0	1	1	2	2	0	4	2	3	2	22

CRIME ANALYST

- The main purpose of the crime analyst position is to identify and forecast future crime patterns, series and trends.
- The Crime Analyst uses information from crime reports to prepare maps, crime bulletins, and tactical analysis on Part I Crime, (homicide, rape, robbery, aggravated assault, burglary, larceny, motor vehicle theft and arson).
- Analysis reports and recommendations are used by Command Staff and Patrol Division Supervisors to address crime trends.
- Acts as liaison with allied agency Crime Analysts and Criminal Investigators to share crime data and resources.

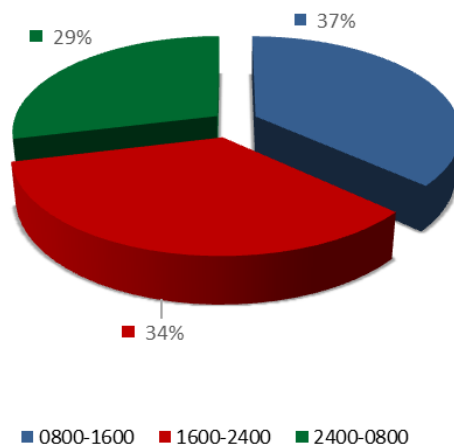
BURGLAR ALARM RESPONSE

TYPES OF ALARMS



Out of 2,094 burglar and robbery alarms received in 2022, **0.3%** of all alarm activations were caused by actual criminal activity. The alarms were caused by a malfunction, severe weather conditions, negligence on the part of the alarm owner, or by accidental activation.

Alarm Response by Shift



UNIFORM CRIME REPORT (UCR)

UCR STOLEN PROPERTY

	2018	2019	2020	2021	2022
Currency	\$ 756,034	\$ 1,146,781	\$ 1,470,421	\$ 1,681,861	\$ 2,065,746
Jewelry	\$ 174,353	\$ 58,009	\$ 77,726	\$ 0	\$ 9,000
Clothing	\$ 76,188	\$ 42,067	\$ 23,023	\$ 0	\$ 0
Stolen M/V	\$ 1,226,122	\$ 397,945	\$ 791,130	\$ 1,069,791	\$ 699,113
Office Equip	\$ 401,705	\$ 2,350	\$ 5,025	\$ 0	\$ 0
TV / Radio	\$ 53,450	\$ 57,152	\$ 7,694	\$ 0	\$ 0
Firearms	\$ 36,514	\$ 9,491	\$ 9,184	\$ 0	\$ 0
Household	\$ 17,997	\$ 13,757	\$ 13,011	\$ 0	\$ 0
Consumables	\$ 6,606	\$ 3,358	\$ 1,031	\$ 0	\$ 0
Livestock	\$ 0	\$ 0	\$ 0	\$ 0	\$ 0
Misc.	\$ 117,845	\$ 71,035	\$ 65,203	\$ 0	\$ 0
TOTALS	\$ 2,866,814	\$ 1,801,945	\$ 2,463,448	\$ 2,751,652	\$ 2,773,859

UCR STOLEN PROPERTY RECOVERED

	2018	2019	2020	2021	2022
Currency	\$ 28,672	\$ 21,658	\$ 200	\$ 0	\$ 0
Jewelry	\$ 1,200	\$ 2,400	\$ 0	\$ 0	\$ 0
Clothing	\$ 3,333	\$ 985	\$ 0	\$ 0	\$ 0
Stolen M/V	\$ 126,351	\$ 61,300	\$ 52,645	\$ 228,678	\$ 223,107
Office Equip	\$ 0	\$ 0	\$ 0	\$ 0	\$ 0
TV / Radio	\$ 329	\$ 0	\$ 1,600	\$ 0	\$ 0
Firearms	\$ 6,600	\$ 650	\$ 0	\$ 0	\$ 0
Household	\$ 692	\$ 0	\$ 0	\$ 0	\$ 0
Consumables	\$ 634	\$ 112	\$ 0	\$ 0	\$ 0
Livestock	\$ 0	\$ 0	\$ 0	\$ 0	\$ 0
Misc.	\$ 430	\$ 1,595	\$ 0	\$ 0	\$ 0
TOTALS	\$ 168,241	\$ 88,700	\$ 54,445	\$ 228,678	\$ 223,107

UCR ARREST BY OFFENSE

OFFENSE	2018	2019	2020	2021	2022
All Other Offenses	1,757	1,609	953	1,374	1,566
Arson	9	9	2	6	13
Breaking & Entering	141	122	98	54	98
Disorderly Conduct	7	4	8	11	6
Driving Under Influence	120	92	88	77	55
Embezzlement	0	0	0	0	0
Felonious Assault	313	331	300	187	343
Forcible Rape	7	16	37	11	21
Forgery & Counterfeiting	5	4	4	1	1
Fraud	12	9	8	7	8
Liquor Laws	5	2	0	1	1
Manslaughter by Negligence	0	2	5	2	0
Motor Vehicle Theft	28	28	21	40	20
Murder & Non Negligence Manslaughter	7	4	12	9	30
Offenses Against Family & Children	62	93	68	81	49
Other Assaults	258	309	254	175	223
Possession of Opium or Cocaine	63	52	53	55	47
Possession of Other Dangerous Drugs	30	52	30	65	40
Possession of Marijuana	32	20	13	18	20
Possession of Synthetic Drugs	6	7	12	28	31
Prostitution / Commercialized Vice	1	4	8	7	0
Robbery	52	84	37	23	56
Run Away	0	0	0	0	0
Sale / Manufacture of Drugs	132	106	76	53	25
Sale/ Manufacture of Marijuana	26	21	18	6	13
Sale / Manufacture of Synthetic Drugs	29	26	20	14	24
Sex Offenses	20	25	16	15	31
Stolen Property	0	0	0	0	0
Theft	442	427	243	153	219
Vandalism	63	70	61	42	44
Weapons— Carrying / Possession	40	80	81	52	39
TOTAL ARRESTS	3,667	3,608	2,526	2,567	3,023

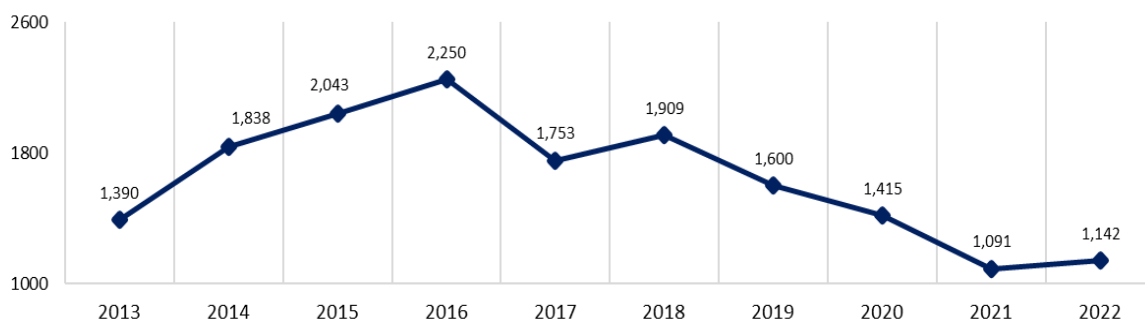
UNIFORM CRIME REPORT (UCR)

The Uniform Crime Index Report shows the Crime Rate for Part I Offenses versus the resident population for Washington County. Part I Offenses are classified as the following: Murder, Rape, Robbery, Aggravated Assault, Breaking or Entering, Larceny Theft, Motor Vehicle Theft and Arson. In 2022, the Crime Rate for Washington County was 1,142 victims for every 100,000 population.

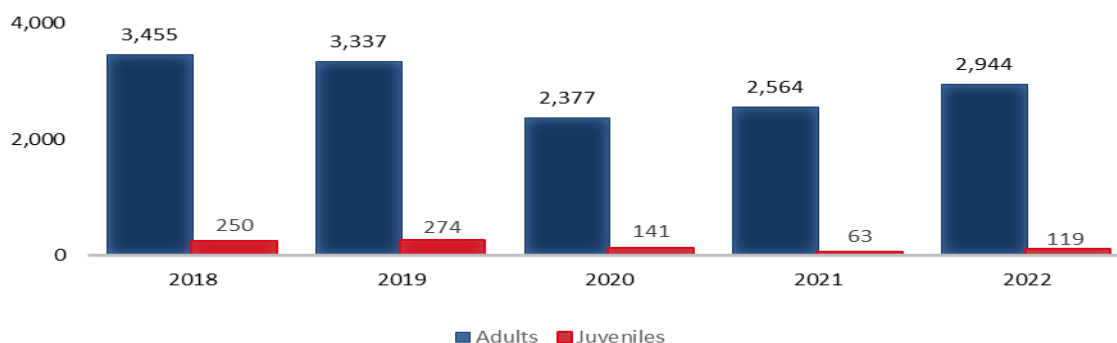
STATISTICAL UCR INFORMATION FOR WASHINGTON COUNTY

	Murder	Rape	Robbery	Assault	Burglary	Theft	Vehicle Theft	Arson	Total Offenses
2022	16	12	30	390	113	529	45	7	1,142
2021	2	53	13	356	146	426	95	0	1,091
2020	8	23	12	556	131	650	33	2	1,415
2019	0	19	29	494	247	777	33	1	1,600
2018	3	16	30	457	295	1,049	50	9	1,909

WASHINGTON COUNTY UNIFORM CRIME INDEX REPORT



ARRESTS BY YEAR

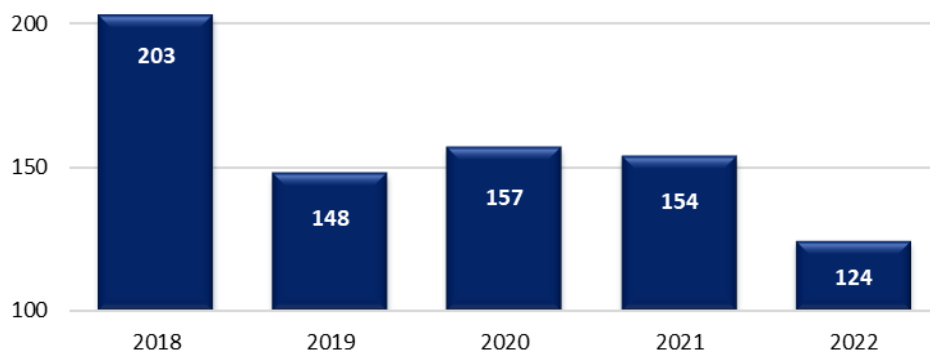


DUI/DWI ENFORCEMENT & ARRESTS

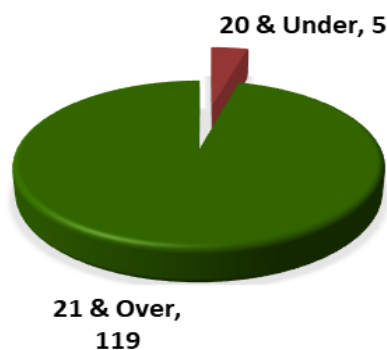
2022 AT A GLANCE

- ◆ A total of 124 Driving Under the Influence (DUI) arrests were made.
- ◆ 81 Breath Tests were administered
- ◆ 18 Refusals of the Breath Test
- ◆ 6 Blood Tests Administered as a result of Motor Vehicle Collisions or Drug Arrests
- ◆ 43 Maryland Driver's Licenses were confiscated
- ◆ 119 Arrests of people 21 years old or older
- ◆ 5 Arrests of people under the age of 21

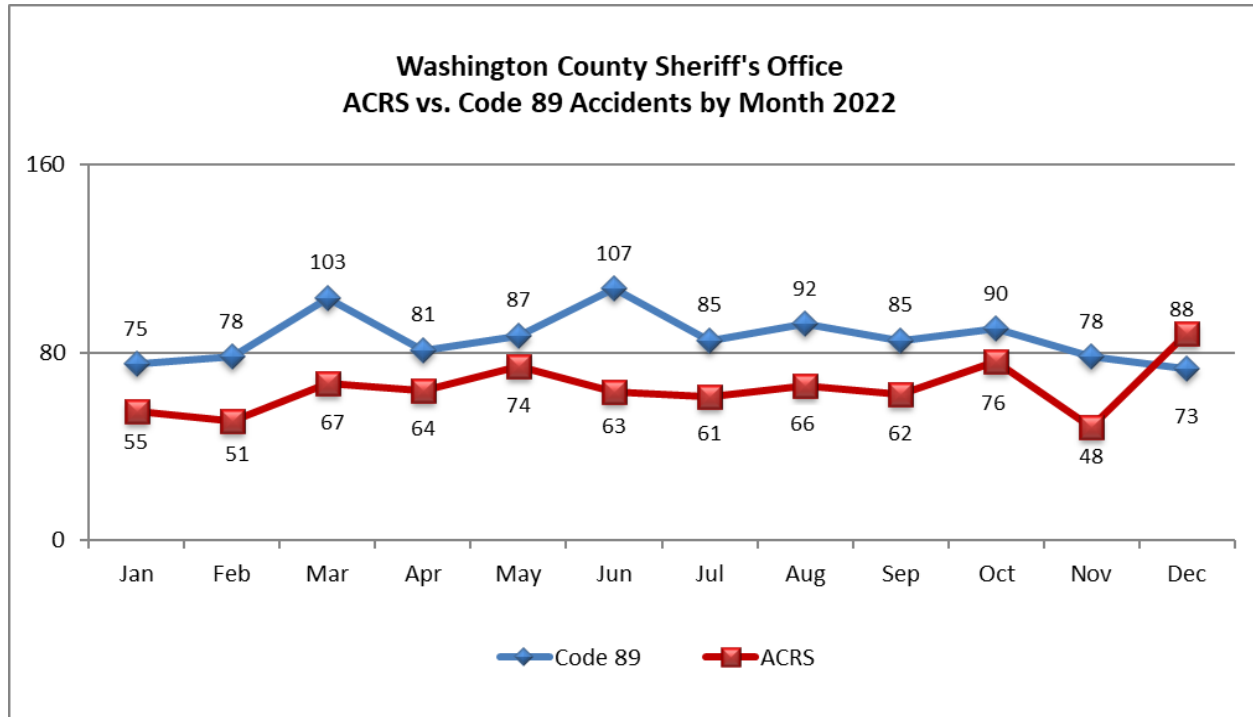
DUI & DWI ARRESTS BY YEAR



DUI ARRESTS BY AGE GROUP

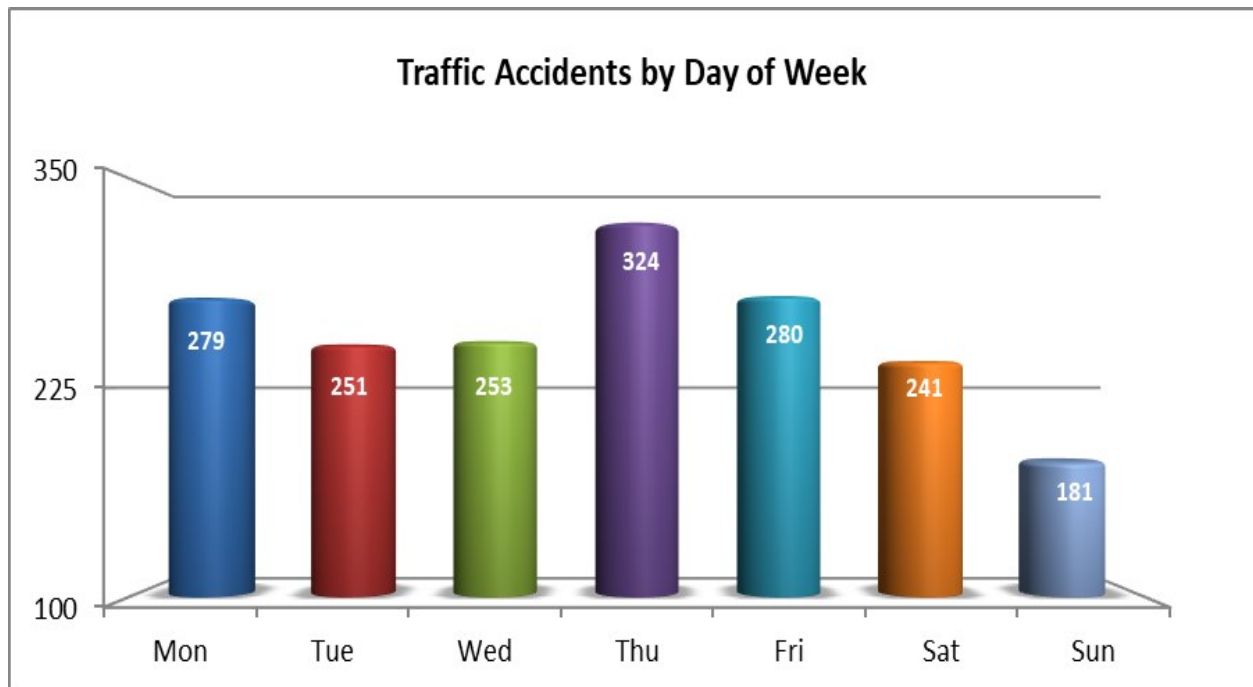


ACCIDENT INFORMATION



* ACRS: Maryland Automated Accident Reporting System (Accident is assigned a case number with the Deputy completing a Detailed Accident Report)

* Code 89 Collision Reports (No personal injury and vehicle can be driven - Accident is assigned a case number; however no detailed report is completed)



ACCIDENT INFORMATION

TRAFFIC ACCIDENT DATA						
	2018	2019	2020	2021	2022	5 Yr Avg.
Fatal Crashes	2	3	4	1	2	2
Injury Crashes	237	239	194	221	244	227
Property Damage Only	1,775	1,758	1,536	1,722	1,563	1,671
Total Crashes	2,012	1,997	1,734	1,944	1,809	1,899
Total Deaths of all Fatalities	2	3	4	1	2	2

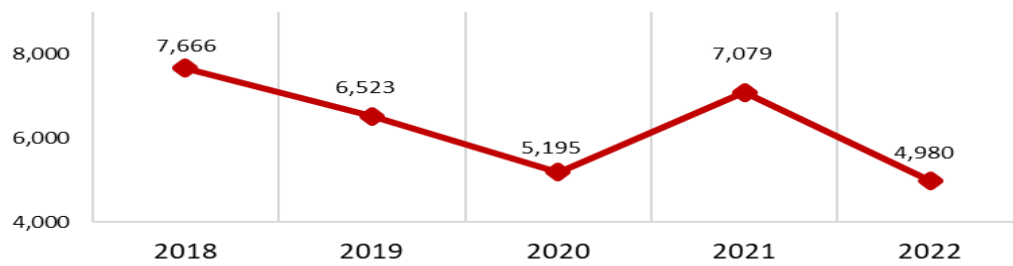
TOP ACCIDENT LOCATIONS IN WASHINGTON COUNTY 2022	
Halfway Blvd	132
Pennsylvania Ave	93
Virginia Ave	87
Dual Highway	79
Hopewell Rd	77
Valley Mall Rd	69
Massey Blvd	66
Maugans Ave	46
Longmeadow Rd	45
Potomac St	44
Oak Ridge Dr	36
Eastern Blvd	34
Robinwood Dr	26
Medical Campus Rd	18

TRAFFIC

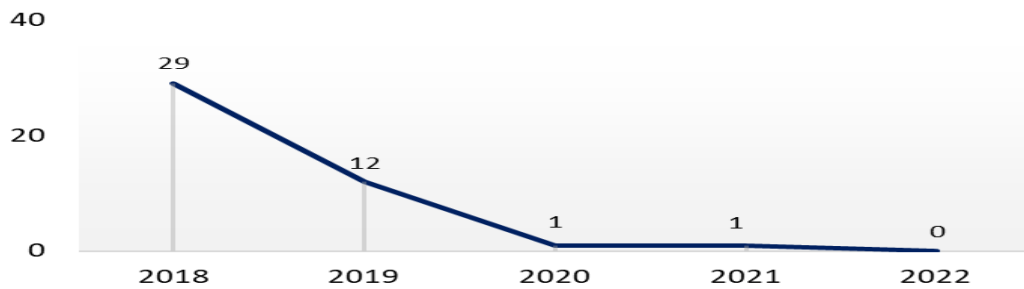
2022 AT A GLANCE

- ◆ 4,980 Traffic Citations were issued.
- ◆ 9,762 Traffic Warnings were issued.
- ◆ 207 Safety Equipment Repair Orders (SERO) were issued.
- ◆ 529 Property Damage Accidents and Personal Injury Accidents were investigated and an ACRS report was filed.
- ◆ Washington County Sheriff's Office investigated 2 fatal accident in 2022.

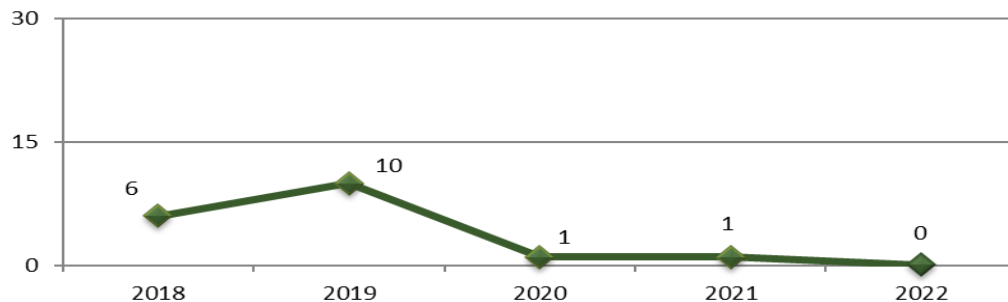
MARYLAND UNIFORM COMPLAINT CITATIONS



Juvenile Alcohol Citations



Adult Alcohol Citations



CENTRAL BOOKING

On May 10, 2010 Central Booking became fully operational. All police officers making an arrest in Washington County now bring their arrestee to the Central Booking facility. The officer completes the information for their charging document and turns the arrestee over to the Central Booking personnel and they then return to patrol our streets. This takes about 30 to 45 minutes as opposed to the 3 to 4 hours it previously took to process arrestees.

The Central Booking personnel complete the rest of the processing and walk the arrestee over to the District Court Commissioner's area for their hearing on commitment. The District Court Commissioners are located in the same facility as Central Booking. This means that the arrestee is transported to Central Booking from the site of arrest and then do not have to be transported any further. This provides a more efficient means of processing and limits the escape risk of individuals who are arrested.

The Central Booking Office processed 3,416 arrestees in 2022. Of the arrestees, 1,594 were committed to the Washington County Detention and 1,822 were released.

ARRESTING AGENCY										
	WTF	WCSO	HPD	NTF	MSP	SPD	HKPD	BPD	OTHER	TOTAL
JAN	83	54	81	0	14	1	4	0	0	237
FEB	85	51	91	0	18	0	3	1	7	256
MAR	107	57	79	2	12	0	6	0	1	264
APR	117	68	106	2	22	1	1	0	3	320
MAY	114	62	94	7	20	1	4	0	3	305
JUN	104	58	100	4	5	0	2	0	2	275
JUL	114	84	112	2	21	0	1	1	0	335
AUG	131	69	139	0	16	0	3	0	3	361
SEP	128	60	84	4	8	1	2	0	3	290
OCT	116	60	96	2	12	1	6	2	2	297
NOV	113	53	77	1	19	0	0	0	1	264
DEC	80	36	83	3	4	0	3	0	3	212
TOTAL	1,292	712	1,142	27	171	5	35	4	28	3,416
%	38%	21%	33%	1%	5%	0%	1%	0%	1%	100%

ARRESTING AGENCY KEY

WTF	=	Washington County Warrant Task Force	MSP	=	Maryland State Police
WCSO	=	Washington County Sheriff's Office	SPD	=	Smithsburg Police Department
HPD	=	Hagerstown Police Department	HKPD	=	Hancock Police Department
NTF	=	Narcotics Task Force	BPD	=	Boonsboro Police Department



WASHINGTON COUNTY SHERIFF'S OFFICE JUDICIAL SERVICES DIVISION



JUDICIAL SERVICES DIVISION

By law, the Sheriff of Washington County is charged with the responsibility of providing a safe environment for everyone (visitors, employees, witnesses, jurors, judges, prisoners, etc.) who enter the Circuit Courthouse located at the corner of Summit Ave. and W. Washington St. in Hagerstown, MD. In order to achieve these duties, the Sheriff has appointed a competent staff of sworn law-enforcement and court deputies, a security staff and civilian clerical personnel who are assigned to the Judicial Services Division.

COURTHOUSE PROTECTION & SECURITY

The Court Security Unit is responsible for maintaining a uniformed presence in and around the courthouse and screening all persons, packages and parcels entering the courthouse. This unit consists of four (4) uniformed law enforcement deputies, five (5) uniformed court security deputies and four (4) part-time civilian court security personnel.

Located inside the entrance to the courthouse is a “walk-through” metal detector and an x-ray machine, which is used to scan articles carried by persons entering the courthouse. This station is manned between 7:00 a.m. and 4:30 p.m. each day the courthouse is open. It is also manned and utilized during special events such as public meetings held in the courthouse after normal business hours. The Courthouse is also equipped with 96 closed-circuit cameras, which monitor courtrooms, offices and common areas. These cameras are monitored in the Control Center by one of the civilian court security personnel during business hours. The metal detector is staffed by two civilian court security personnel and a uniformed deputy sheriff.

PRISONER TRANSPORT

A portion of the judicial personnel's duties involves the daily transportation of adult prisoners being held in the Detention Center to the Circuit Court for trial. Judicial personnel are also responsible for these prisoners while being detained in temporary holding cells located within the courthouse. Upon conviction, judicial personnel return these prisoners to the Detention Center.

COURTROOM SECURITY

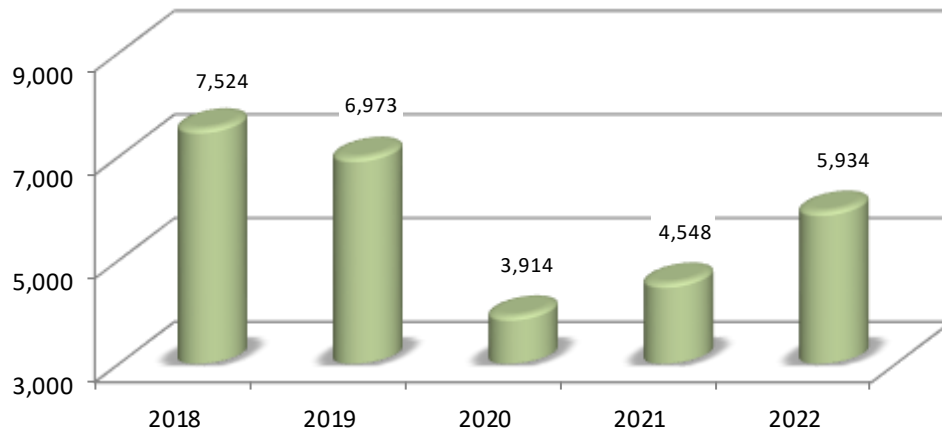
There are six Circuit Court Judges who preside over trials involving civil, criminal and juvenile matters and a Family Law Master who conducts hearings on matters dealing with family law. Two deputies are assigned per courtroom and one with the Master. It is felt the mere presence of the uniformed deputies provide a deterrent factor and has a tendency to maintain order during the trials.

COUNTY ADMINISTRATION BUILDING SECURITY

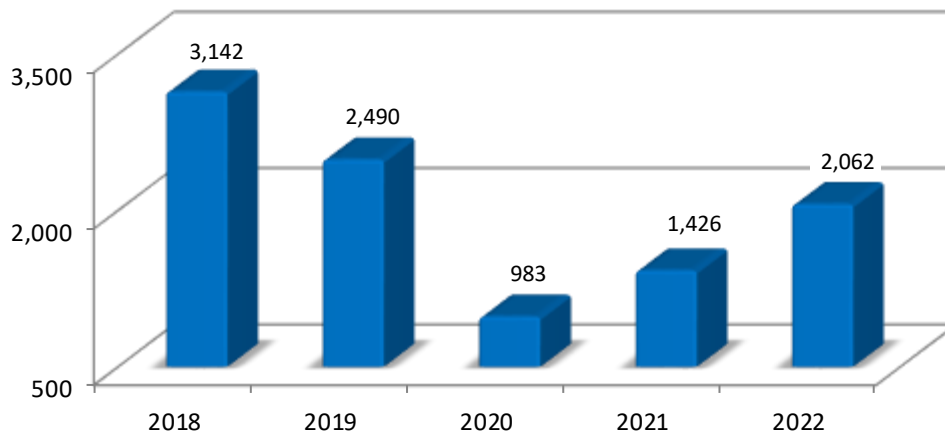
A deputy sheriff is assigned to provide security screening of visitors to the County Administration Building during business hours. Security is also provided for evening meetings when requested.

JUDICIAL DIVISION

Number of Courtroom Security Hours Provided



Number of Court Transports



CIVIL & CRIMINAL PROCESS

The Civil Process Unit is responsible for attempting and serving all civil summonses, subpoenas and writs received from the Circuit and District Courts. This unit is comprised of three (3) deputy sheriffs who serve Circuit Court paperwork and one (1) full-time Deputy Sheriff, one (1) part-time civilian Process Server (Constable) who serve District Court paperwork.

Circuit Court Summons Attempted vs. Summons Served					
	2018	2019	2020	2021	2022
Summons Attempted	22,056	19,651	8,230	9,683	15,478
Summons Served	17,405	14,858	5,271	6,210	11,105

District Court Summons Attempted vs. Summons Served					
	2018	2019	2020	2021	2022
Summons Attempted	1,519	1,266	1,137	1,389	1,326
Summons Served	590	515	600	857	735

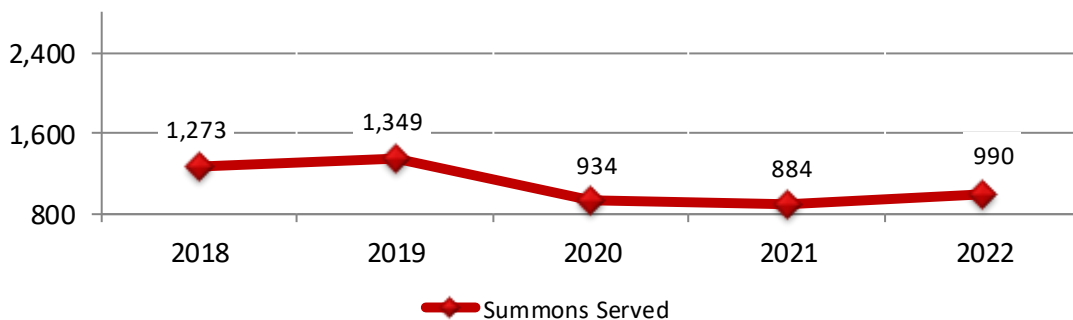
Evictions & Rent Notices Served					
	2018	2019	2020	2021	2022
Evictions	913	844	500	519	589
Rent Notices	10,174	8,766	5,567	4,067	5,295

CHILD SUPPORT ENFORCEMENT FEDERAL GRANT

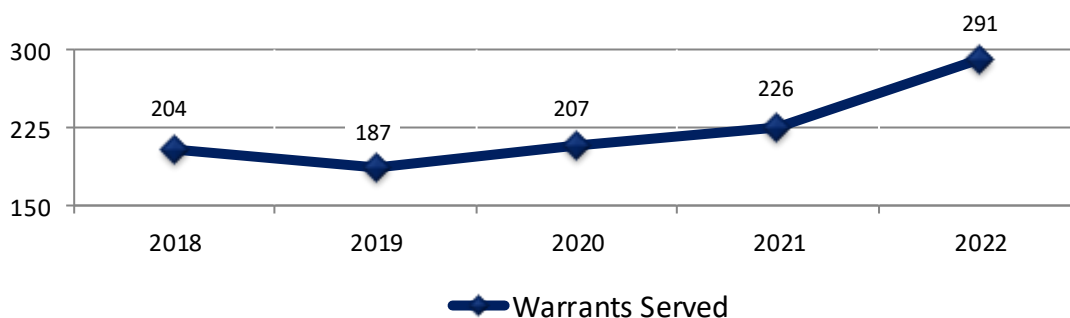
Until July 1, 2001, the Sheriff's Office received \$30.00 per process (warrants & summons) served. On July 1, 2008, the County entered into a contract with the State of Maryland entitled "Actual Cost Reimbursement" which provides grant funding to the Child Support Unit, which is renewed each year. Two (2) full-time and one (1) half-time deputy sheriff positions are responsible for attempting and serving child support summonses and warrants and two (2) Office Associates are responsible for entering and maintaining those summonses and warrants.

The Child Support Unit is supervised by the Warrant Task Force supervisor and their warrant statistics are part of the overall W.T.F statistics.

Summons Served by Child Support Unit



Warrants Served by Child Support Unit



WARRANT TASK FORCE

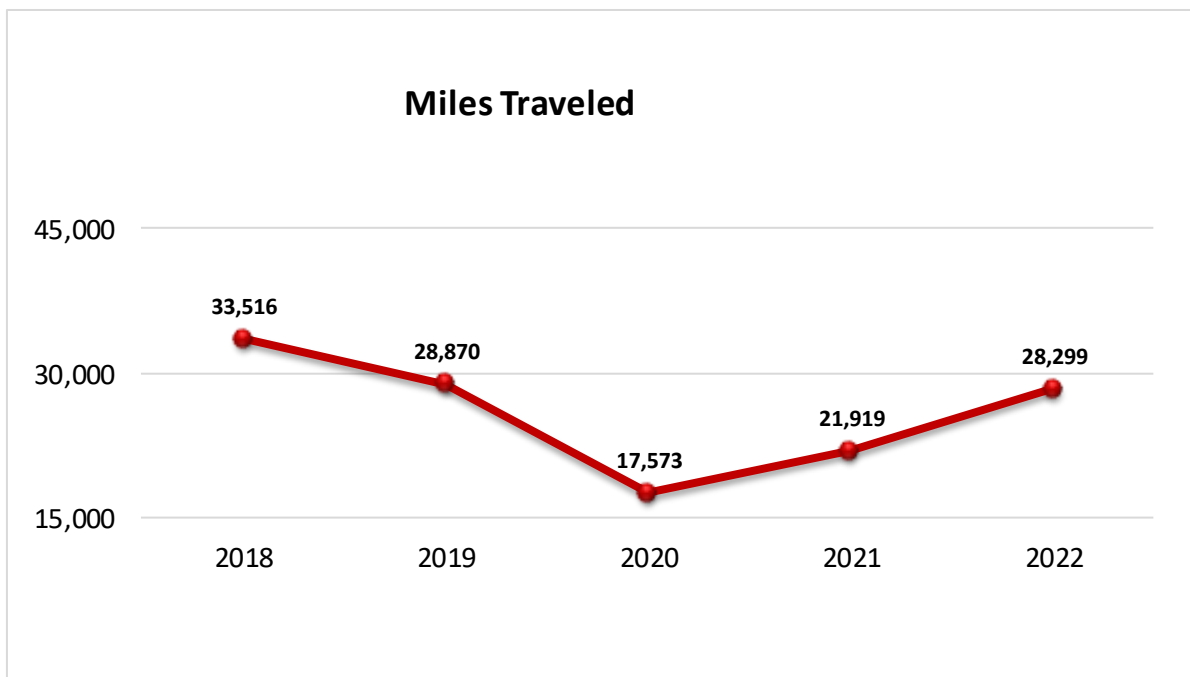
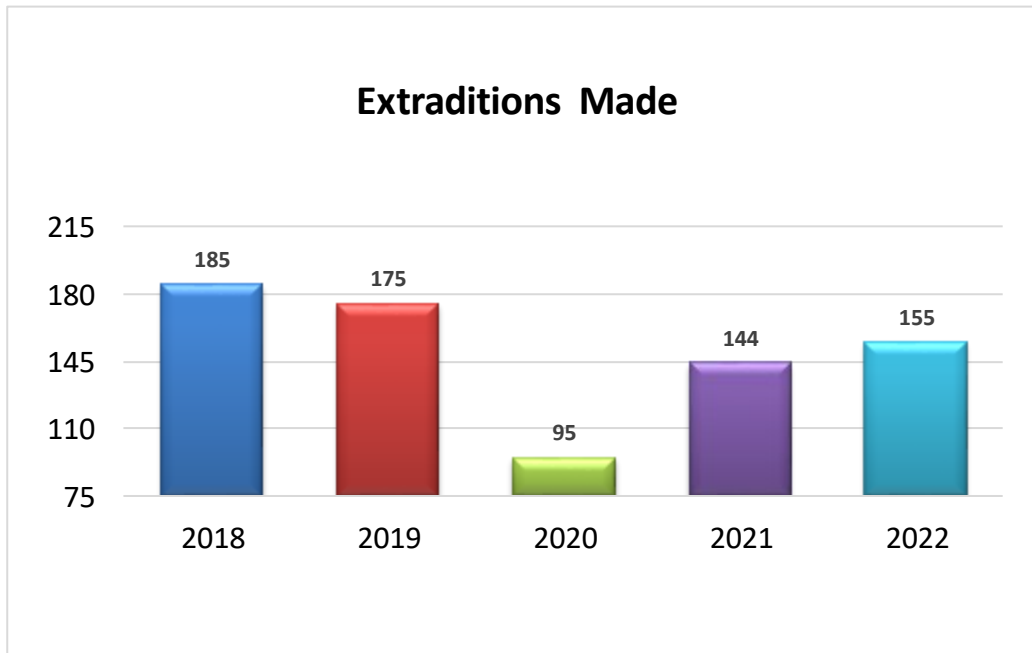
The *Washington County Warrant Task Force* was formed on January 1, 2009. The Task Force is supervised by a Sergeant from the Sheriff's Office and consists of four (4) Washington County Sheriff's Office deputies, two Hagerstown Police Department officers and one trooper from the Maryland State Police.

The Child Support Unit of the Sheriff's Office is also part of the Task Force, which consists of two deputies. Three civilian support staff members are responsible for receiving and the timely entry of all warrants and civil orders, which are maintained at the Sheriff's Office.

The Task Force is responsible for attempting and serving all warrants, criminal summonses and Peace Orders issued in Washington County and also those received from allied police agencies for persons living or working in Washington County. The Task Force is also responsible for all extraditions/transport of wanted persons who are located outside of Washington County.

WARRANTS & SUMMONS	2016	2017	2018	2019	2020	2021	2022
Warrant Attempts	4,594	4,536	3,555	3,552	2,390	2,140	3,039
Warrants Served	2,426	2,279	2,104	2,057	1,253	1,428	1,805
Number of Persons Arrested on Warrants	2,062	1,855	1,707	1,675	1,028	1,006	1,567
Criminal Summons Attempts	2,462	2,589	2,712	2,684	2,336	2,193	2,407
Criminal Summons Served	1,124	1,161	1,244	1,170	963	954	1,043
Civil Order Attempts	1,093	1,264	918	1,002	945	699	884
Civil Orders Served	476	496	392	410	301	242	488

WARRANT TASK FORCE



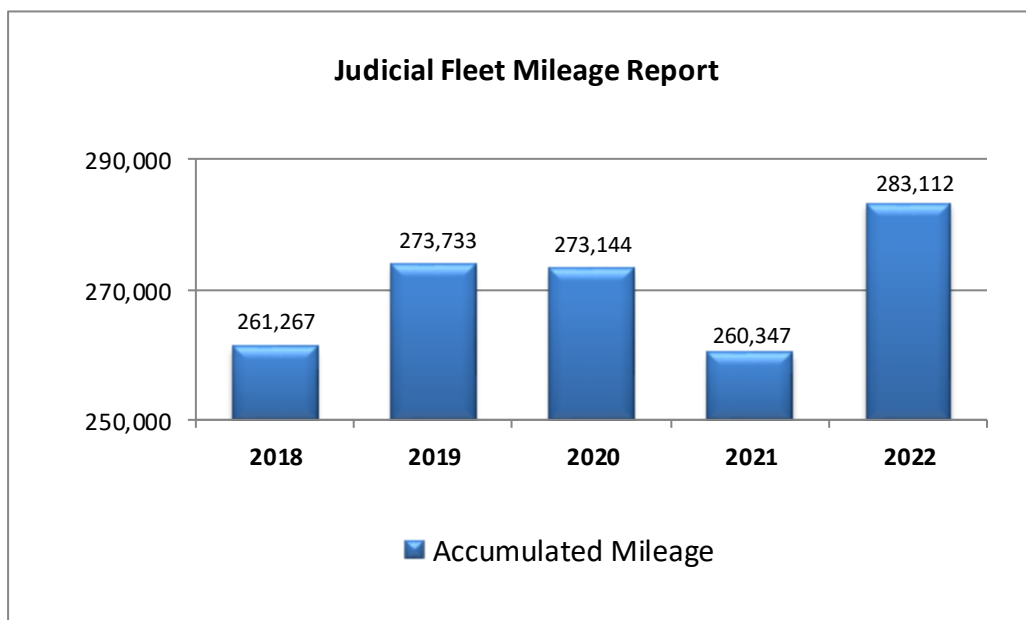
WARRANTS/CRIMINAL SUMMONS

CRIMINAL WARRANTS/ SUMMONS	2018	2019	2020	2021	2022
Active Warrants on file at End of Year	2,409	2,535	2,170	2,354	2,704
Warrants Received	4,421	4,511	2,374	3,689	4,396
Warrant Attempts	4,031	4,026	2,754	2,808	3,575
Warrants Served	3,731	3,637	2,157	1,981	1,907
Criminal Summons Received	794	714	673	620	671
Criminal Summons Attempts	2,901	2,839	2,494	2,235	2,549
Criminal Summons Served *	1,377	1,321	1,075	1,069	1,177

*Includes Hagerstown Police Department summonses served by Warrant Task Force

PROTECTIVE & PEACE ORDERS	2018	2019	2020	2021	2022
Interim Protective Orders Received	437	465	596	430	399
Interim Protective Orders Attempted	532	521	761	534	442
Interim Protective Orders Served	297	306	461	267	248
Temporary Protective Orders Received	530	603	334	573	510
Temporary Protective Orders Attempted	949	1,084	719	1,020	933
Temporary Protective Orders Served	537	621	355	520	494
Interim Peace Orders Received	143	178	237	141	136
Interim Peace Orders Attempts	155	178	377	113	100
Interim Peace Orders Served	88	85	176	66	63
Temporary Peace Orders Received	311	324	181	310	321
Temporary Peace Orders Attempts	604	660	562	600	433
Temporary Peace Orders Served	282	323	198	265	228
Extreme Risk Protective Orders Rcvd	n/a	22	13	15	14
Extreme Risk Protective Order Att.	n/a	31	19	20	17
Extreme Risk Protective Orders Served	n/a	23	14	13	13

JUDICIAL FLEET



Judicial Fleet consists of:

- 7 marked vehicles
- 1 un-marked transport van
- 10 unmarked vehicles

REVENUE GENERATED	2018	2019	2020	2021	2022
Child Support	\$ 167,840.12	\$ 231,184.60	\$ 306,129.00	\$ 234,069.26	\$ 308,037.00
Circuit Court Summons	\$ 42,908.00	\$ 44,574.32	\$ 29,618.63	\$ 53,775.84	\$ 72,420.00
District Court Summons	\$ 220,168.00	\$ 208,715.00	\$ 101,506.00	\$ 106,156.00	\$ 125,984.00
Peace Orders	\$ 4,380.00	\$ 3,880.00	\$ 4,940.00	\$ 2,800.00	\$ 1,957.00
TOTAL	\$ 435,296.33	\$ 488,353.92	\$ 442,193.63	\$ 396,801.10	\$ 508,398.00



WASHINGTON COUNTY SHERIFF'S OFFICE DETENTION DIVISION



Points of Interest:

The Washington County Detention Center houses inmates awaiting trial and those committed to the Detention Center who are serving sentences of 18 months or less. The Detention Center is the initial entry point for every person accused of committing a crime in Washington County—from minimum to maximum security inmates. Those sentenced to more than one year may serve their sentences at a state or federal institution however those sentenced to greater than 18 months must serve their sentence at the appropriate state or federal correctional institution.

The rated capacity for the Detention Center is 339 male general population and 48 female population inmates. Special Housing and Programs Unit capacity is 112 beds.

In 2022, the Detention Center housed an average of 348 inmates daily. In order to house our average daily population, Special Housing Units and the Intake Cells had to be utilized.

During 2022, this facility housed:

20	- Bloods gang members
15	- Crips gang members
9	- Dead Man Inc gang members
5	- Aryan Nation gang members
7	- other gang members
7	- inmates charged with Murder
138	- with Child Abuse
101	- with Sex Offenses/Rape
1,653	- with drug charges
127	- with weapons charges
1,028	- with bond denied
0	- inmates were held on bonds of \$100,000.00 or greater
61	- Veterans

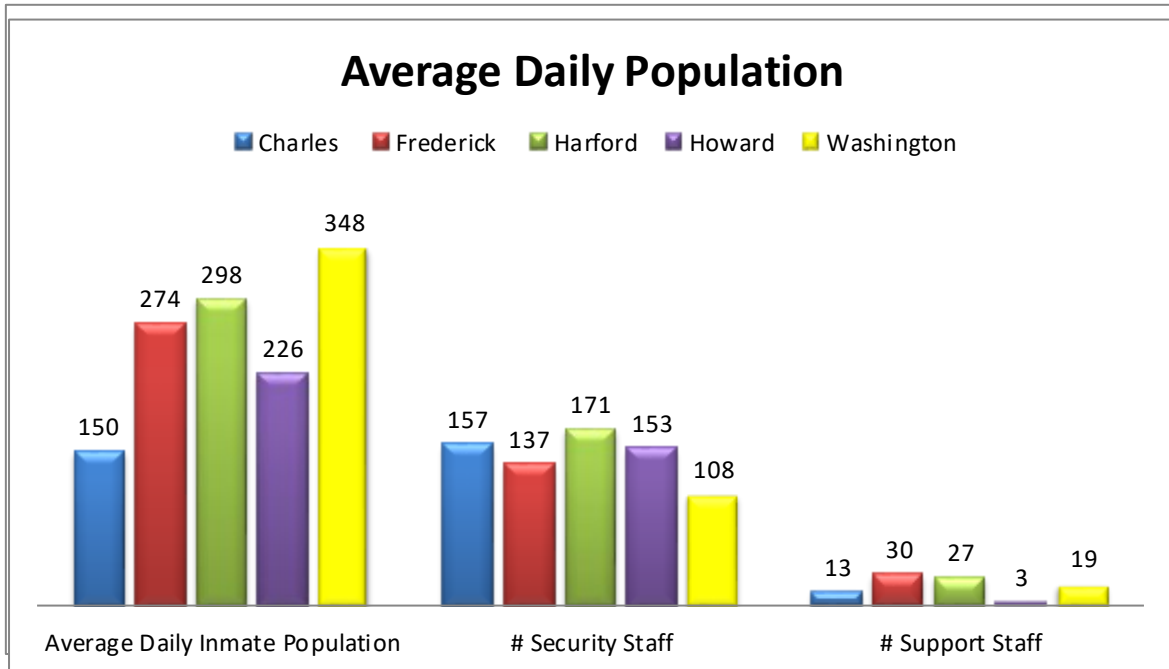
REVENUES

REVENUES			
	FY2021		FY2022
Home Detention	\$	16,212.00	\$ 0.00
Work Release	\$	0.00	\$ 0.00
Drug/Alcohol Tests	\$	69.00	\$ 0.00
Medical Fees	\$	496.00	\$ 0.00
Housing State Inmates	\$	154,080.00	\$ 80,280.00
Housing Federal Inmates	\$	192.40	\$ 1,038.96
Phone Commission	\$	106,893.59	\$ 166,089.08
TOTAL	\$	277,942.99	\$ 247,408.04

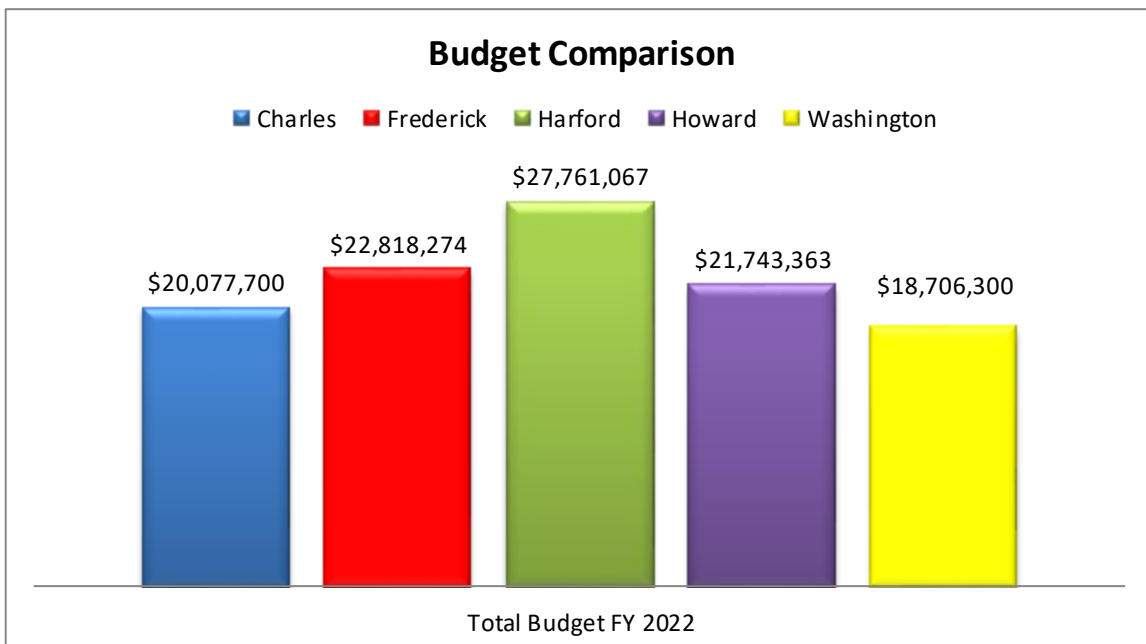
FACILITY INSPECTIONS		
INSPECTING AGENCY	INSPECTION SCHEDULE	LAST INSPECTION DATE
Grand Jury	Semi-annually	October 2019*
Fire Marshal's Office	Annually	December 2022
Maryland Commission on Correctional Standards	Three year cycle	February 2020
National Commission on Correctional Health Care	Three year cycle	March 2020
Washington County Health Dept. — Food Services	Annually	October 2022
Maryland Occupational, Safety, and Health Admin.	Biannually	April 2022

* No subsequent Grand Jury tours due to COVID-19

BUDGET & STAFFING COMPARISONS



These graphs indicate that Washington County operates a Detention Center with less staff on a lower budget than other comparable county facilities in Maryland.



INMATE HOUSING REPORT

MAXIMUM SECURITY

A Pod	36 Cells	Double Bunked	72 Beds
B Pod	36 Cells	Double Bunked	72 Beds
E Pod	37 Cells	Double Bunked/1 Cell Triple Bunked	75 Beds
F Pod	36 Cells	Double Bunked	72 Beds
Female Housing	8 Rooms	Dormitory	48 Beds
TOTAL			339 Beds

PROGRAMS—MINIMUM SECURITY

H Pod Unit #1 (Inside Trusty/Pre-Release)	Dormitory—Male	24 Beds
H Pod Unit #2 (Pre-Release)	Dormitory—Male	24 Beds
H Pod Unit #3 (Outside Trusty)	Dormitory—Male	24 Beds
H Pod Unit #4 (Work Release)	Dormitory—Male	24 Beds
FHU Unit #11 (Pre-Release)	Dormitory—Female	6 Beds
FHU Unit #12 (Work Release)	Dormitory—Female	6 Beds
TOTAL		108 Beds

DISCIPLINE/MENTAL HEALTH/SPECIAL CHECKS

C Pod-Males	10 Cells	Double Bunked	20 Beds
D Pod-Males	10 Cells	2 Single / 8 Double Bunks	18 Beds
Female Housing	8 Cells	2 Single / 6 Double Bunks	14 Beds
TOTAL			52 Beds

TEMPORARY (INTAKE & MEDICAL)

Intake Cell (Temporary Only)	3 Cells	7 Beds
Group Holding (Temporary Only)	1 Cell	5 Beds
Female Intake Holding (Temporary Only)	1 Cell	5 Beds
Medical	3 Cells (2 Cells are isolation)	4 Beds
TOTAL		21 Beds

SQUARE FOOTAGE AVAILABLE

Cells Square Footage (Pods)	10'6" x 7'0"	74.2 Sq. Ft.
Holding Cell #1	10'6" x 9'0"	90.6 Sq. Ft.
Holding Cell #2	10'0" x 6'8"	68.8 Sq. Ft.
Holding Cell #3	9'0" x 6'0"	54.0 Sq. Ft.
Medical Cells	10'6" x 9'0"	90.6 Sq. Ft.
Overflow Housing		1,370.0 Sq. Ft.
H-Pod Housing		7,132.0 Sq. Ft.
Female Housing		23,000.0 Sq. Ft.

HOUSING REPORT REVISED 2019

TRAINING & RECRUITMENT

2022 AT A GLANCE

- ♦ 75 invitations for physical agility test with 45 responding and 40 passing; 17 failed afterwards for various reasons
- ♦ Hired 23 correctional deputies who were each provided 40 hours of Pre-Service Training
- ♦ 1 Retirements
- ♦ 0 Transferred to another Department
- ♦ 9 Resignations
- ♦ Provided 40 hours In-Service Training for each employee having inmate supervision responsibilities

SPECIALIZED TRAINING

Many correctional employees attended specialized training in topics such as:

- Honor Guard Camp
- Disciplinary Techniques for Women in Management
- Gang Investigation
- Beretta Armor School
- Computer Voice Stress Analyzer
- 1st Line Supervisor's Training
- Compliance Auditing for Correctional Facilities
- Emergency Evacuation, Planning & Implementation
- Interviewing and Interrogation Techniques
- MCAA Local Population Reporting
- Organizational Development
- Tactical Emergency Training
- Collection of DNA Samples
- Field Training Officer
- Prison Rape Elimination Act (PREA) Training
- Deputy Director's Program
- Correctional Accreditation Manager's Association (CAMA)

IN-SERVICE TRAINING

Employees are mandated by the Maryland Commission on Correctional Standards to attend 18 hours of in-service training annually. This training ensures staff skills and knowledge are current. Such topics included are:

- CPR and First Aid
- Mental Health/Suicide
- Firearms
- ASP Baton
- Mechanical Restraints
- Fire Extinguisher and Evacuation Procedures
- AIDS Education
- Tuberculosis/Bloodborne Pathogens
- Emergency Procedures
- Trauma/Addictions

All employees who have regular contact with inmates received at least 40 hours of in-service training.

ENTRANCE LEVEL CORRECTIONAL OFFICER

All newly hired Correctional Officers must attend 7 weeks of training through the Maryland Police and Correctional Training Commission — Entrance Level Correctional Academy. Training includes: CPR, Infectious Diseases, Defensive Tactics, Chemical Agents, First Aid, Dealing with Special Management Inmate, Self Defense, etc... After an officer completes the correctional academy they will spend an additional 240 hours with a Field Training Officer.

INMATE DISCIPLINARY STATISTICS

2022 AT A GLANCE

INMATE RULE VIOLATIONS

Charge #	Disciplinary Charge	2018	2019	2020	2021	2022
1-2	Maim / Self Harm	0	2	0	0	1
1-3	Rape / Sexual Assault	0	0	0	0	0
1-6	Escape / Program Walk-Off	2	0	1	0	1
1-8	Resisting or Interfering with Staff	43	48	46	70	55
1-9a	Assault / Battery on Another Inmate	63	49	71	26	19
1-9b	Assault / Battery on Staff	16	7	12	26	26
1-11	Possess / Manufacture Contraband	38	52	25	69	64
1-16	Refusing or Failing to Obey Orders (Category 1 only)	53	128	51	72	82
1-18	Consuming / Manufacturing Intoxicant	4	24	6	20	20
1-20	Act Posing Risk to Safety / Security of Facility Operations	138	176	144	167	193
1-22	Planning / Attempting Category 1 Prohibited Act	40	58	16	14	12
1-23	Violation of Inmate Program Contract	4	4	2	5	5
1-24	Gang Related Prohibited Acts	0	0	0	0	0
2-2	Disorderly Conduct	79	88	62	80	88
2-3	Fighting	76	68	26	60	51
2-5	Destroying/Misusing County Property	12	24	35	47	37
2-6	Giving False / Misleading Information	7	8	1	7	14
2-7	Misusing / Abusing Medications	6	1	2	3	18
2-8	Theft	12	8	5	6	2
2-12	Tattooing	2	1	2	2	2
2-13	Fail to Comply with Inmate Handbook	44	53	17	34	48
2-16	Disrespect to Staff	79	58	20	22	26
2-17	Being in Unauthorized Area / Cell	3	8	13	12	15
2-23	Phone Misuse	13	6	9	0	0

SECURITY

2022 AT A GLANCE

◆ No escapes from the facility
◆ 1,544 inmates were received — 1,213 males and 331 females
◆ 1,511 inmates were released — 1,175 males and 336 females
◆ Average daily intake of inmates was 4.23; average daily release was 4.14
◆ Highest day of intakes was on October 20th when 13 inmates were received
◆ The inmate population comprised of 86% males and 14% females
◆ 50 % of inmates were incarcerated less than 90 days
◆ 65 % - Reflects the number of inmates that were previously incarcerated at the Detention Center
◆ 18 % - Recidivism measured by those re-offending within 3 years of last incarceration
◆ 70 % of inmates were held with bond denied
◆ 14 % of inmates had bonds less than \$5,000

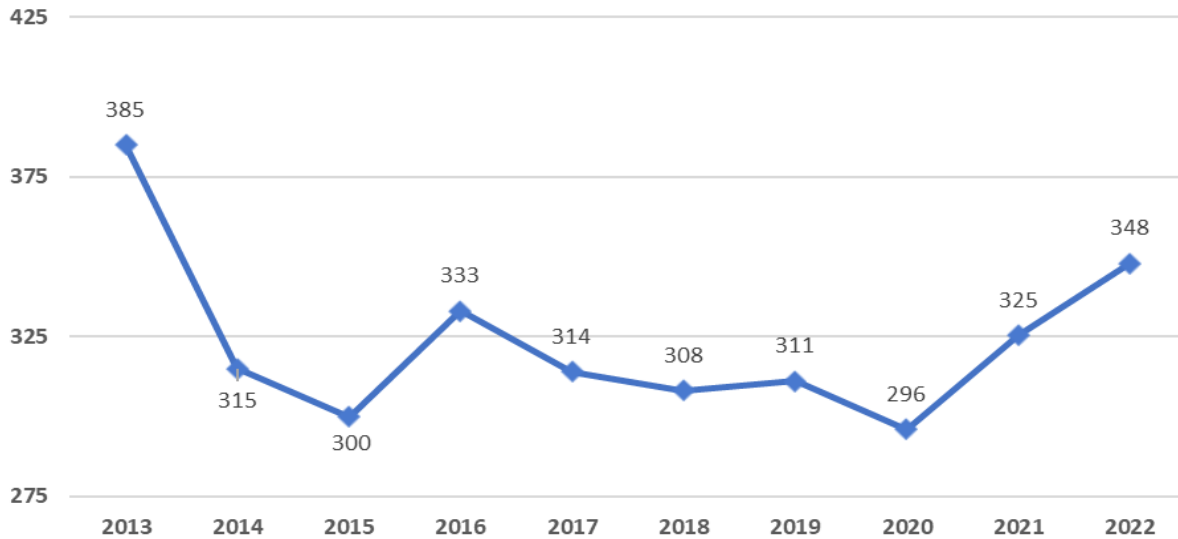
The **Security Staff** consists of 108 sworn uniformed correctional deputies. They provide security staffing over 3 shifts, 24 hours per day, 365 days per year. Each shift is comprised of a Lieutenant, who serves as the Shift Commander, two Sergeants/Corporals, and a number of Master Deputies, Deputy First Class, and Deputies. A Sergeant or Corporal serves as the Shift Commander in the absence of the Lieutenant.

OFFICER DEMOGRAPHICS

SENIORITY	# OFFICERS	RANK	# OFFICERS	AGE	# OFFICERS
0-5 yrs	36	Major	1	21-29	26
6-10 yrs	11	Captain	2	30-39	19
11-15 yrs	19	Lieutenant	6	40-49	24
16-20 yrs	17	Sergeant	12	50-59	28
21-25 yrs	11	Corporal	1	60-69	7
26+ yrs	10	Master Deputy	53		
		Deputy First Class	9		
		Deputy	20		
					4 security staff vacancies

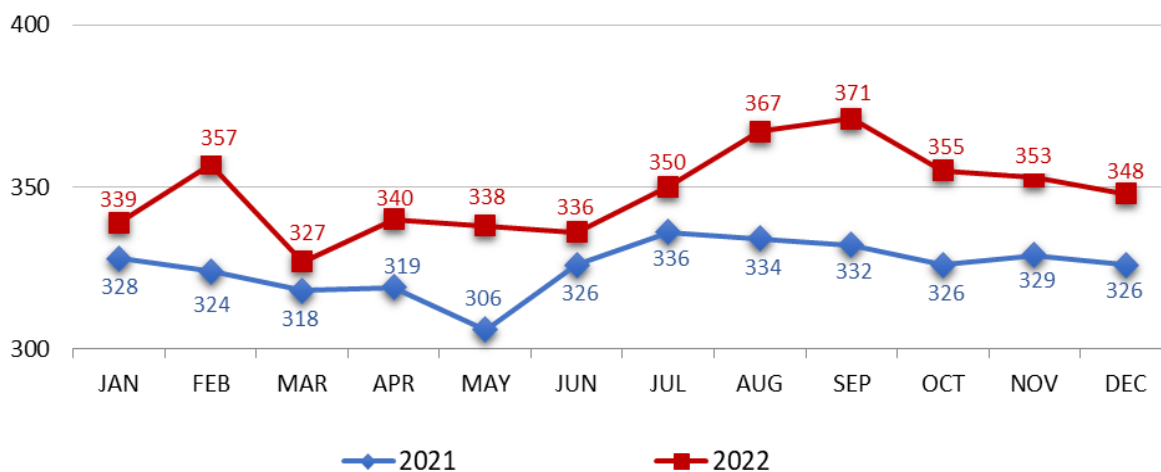
INMATE POPULATION STATISTICS

Average Daily Inmate Population - Last 10 Years



“Average Daily Inmate Population” is an average number of inmates incarcerated during a calendar year.

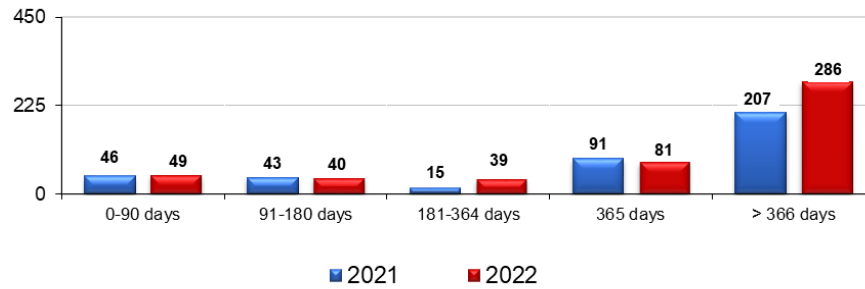
Average Daily Inmate Population by Month 2021 vs 2022



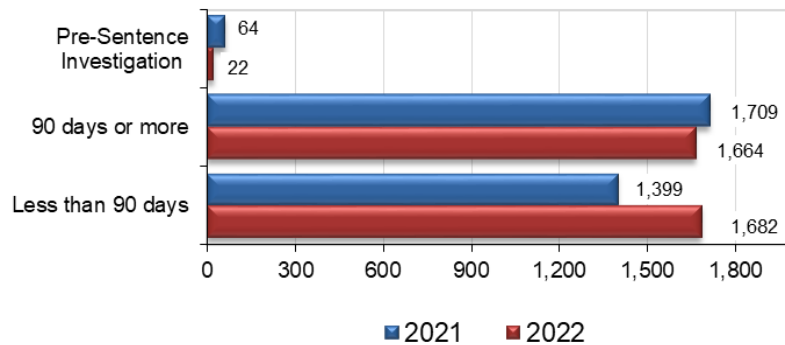
Above statistics include Home Detention/Day Reporting Center inmates

INMATE POPULATION STATISTICS

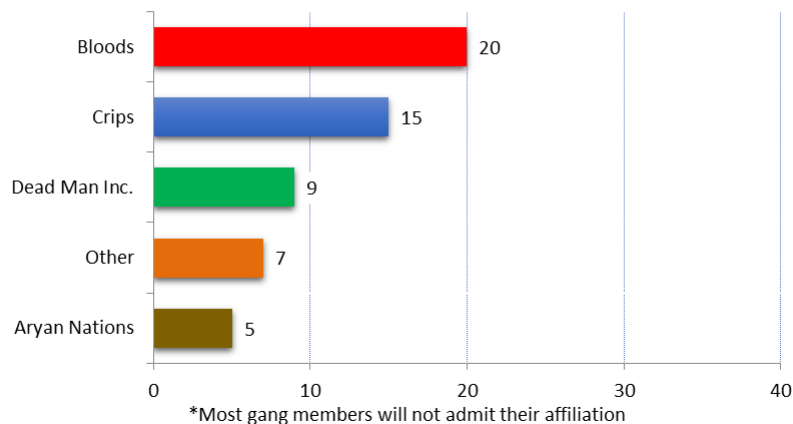
**Length of Sentence
2021 vs 2022**



**Length of Incarceration
2021 vs 2022**



Incarcerated Gang Members



INMATE POPULATION STATISTICS

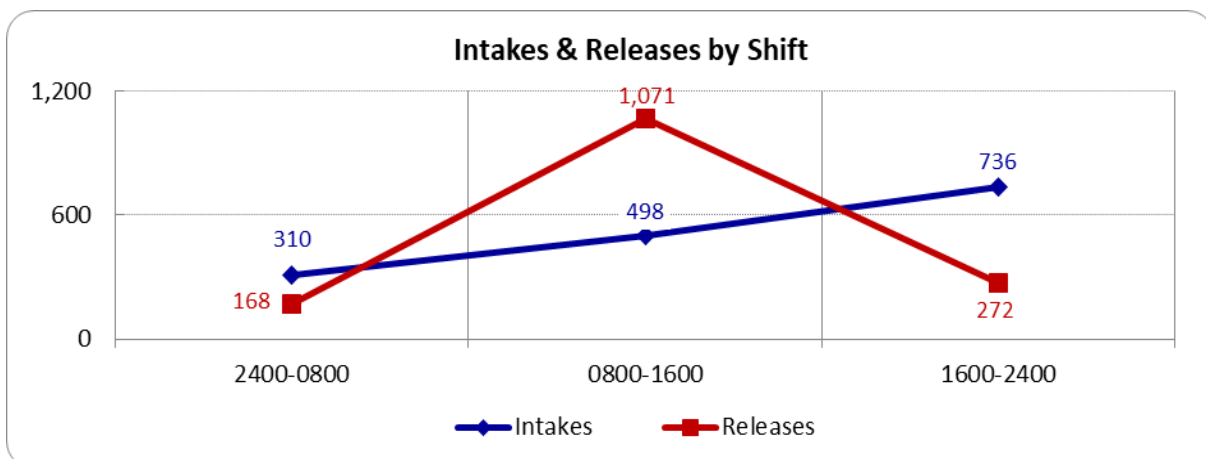
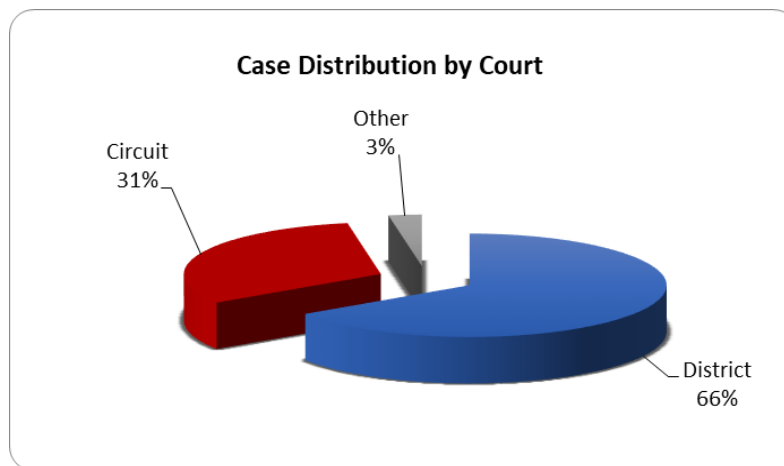
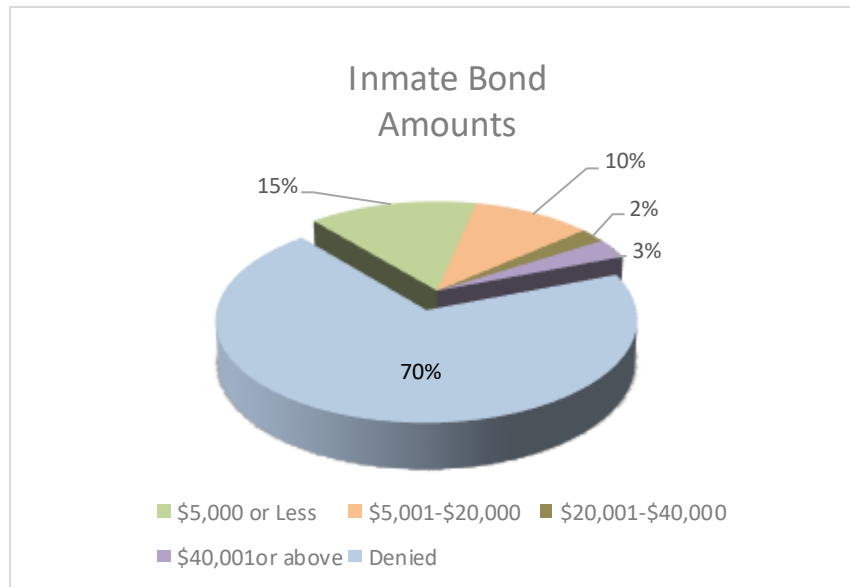
INMATE ARREST CHARGES

527 - Alcohol Offenses	1,207 - Fail To Appear
27 - Arson	353 - Motor Vehicle Violations
1,279 - Assault/Violate Exparte/Kidnap	7 - Murder
129 - Bad Checks/Credit Card Fraud	13 - Parole Retake
1,028 - Burglary/Robbery	101 - Sex Offense/Rape
138 - Child Abuse/Child Sex Offense	176 - Trespass
82 - Contempt/Non-Support/Fail to Pay	423 - Violation of Probation
283 - Disorderly Conduct/Fail To Obey	127 - Weapon Charges
1,653 - Drug Charges	

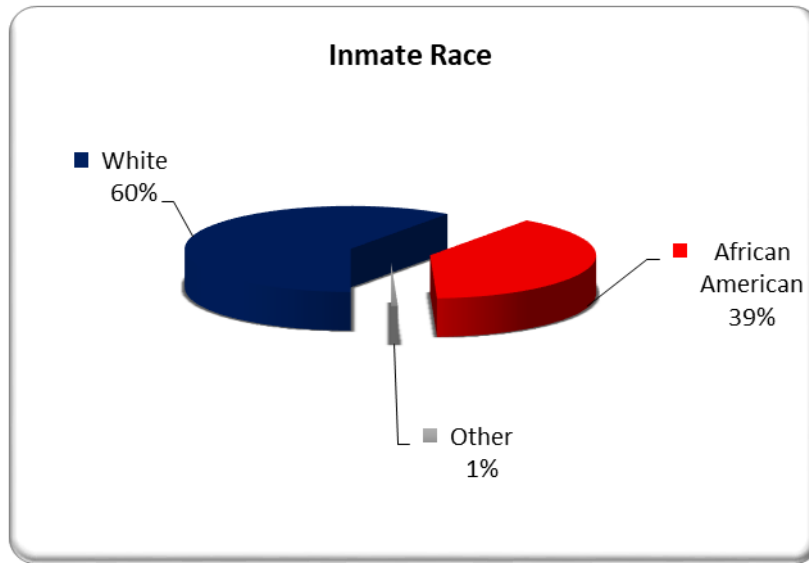
BOOKING BY ARRESTING AGENCY

Arresting Agency	2018	2019	2020	2021	2022
Boonsboro	4	6	1	1	1
Circuit Court	24	10	4	7	8
District Court	13	7	2	4	3
Hagerstown Police Department	331	329	284	271	355
Hancock	4	1	4	4	15
Maryland State Police	63	77	48	74	57
Narcotics Task Force	51	16	29	16	7
Other	9	12	7	8	7
Smithsburg	4	1	2	2	0
Washington County Sheriffs Office	1,344	1,306	924	919	1,080

INMATE POPULATION STATISTICS



INMATE POPULATION STATISTICS



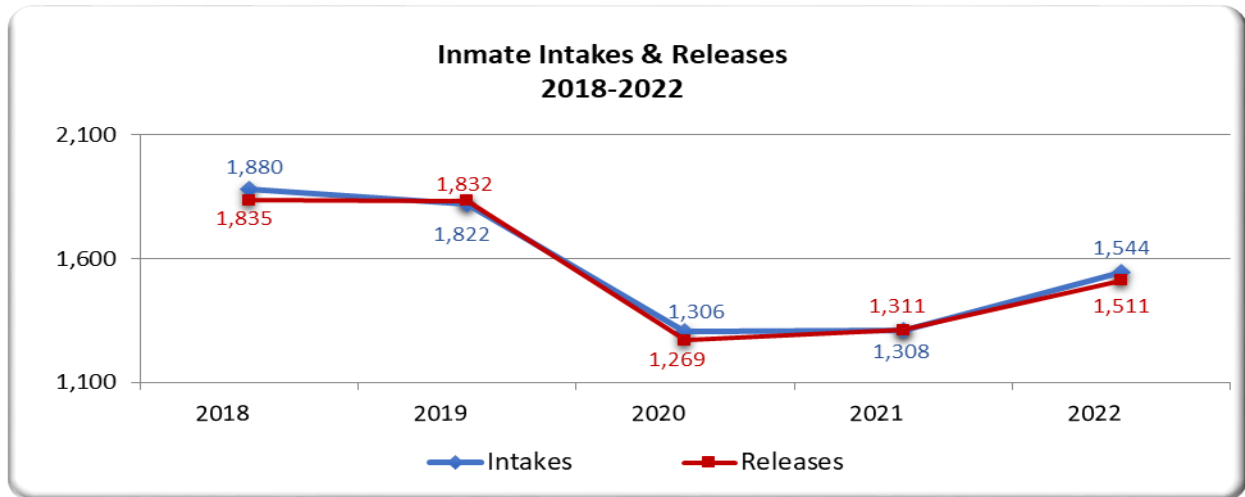
INMATE RESIDENCE

	2018	2019	2020	2021	2022
Washington County	1,508	1,418	1,059	1,036	1,188
Out of County/In State	174	198	116	125	179
Out of State	194	196	124	134	167
Out of Country	13	9	7	13	10

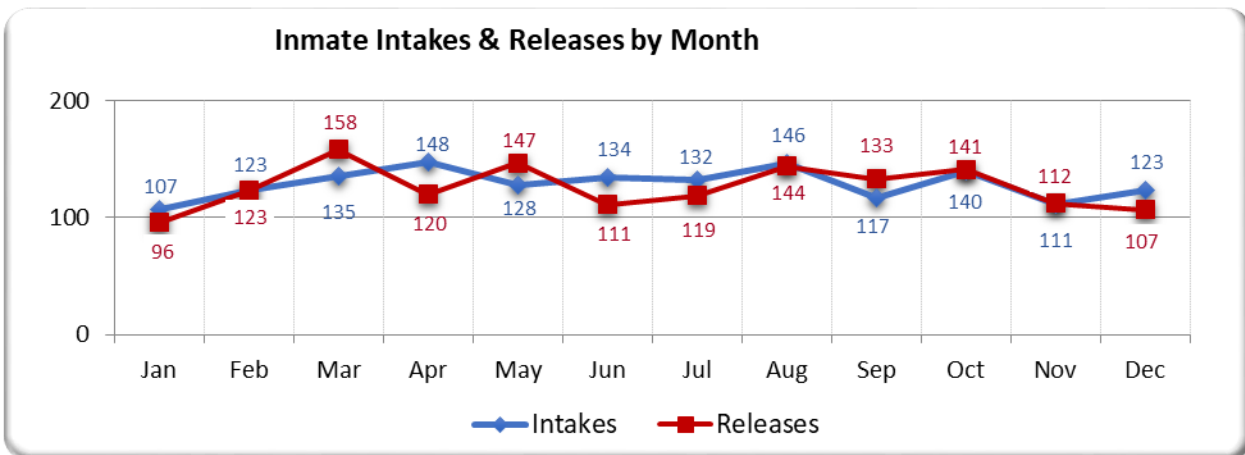
INMATE AGES

Age Group	<18	18-21	22-29	30-39	40-49	50-59	60+
Number of Inmates	9	95	382	583	298	134	43

INTAKE OFFICE



The Intake Office processed 3,055 inmates into and out the facility in 2022!

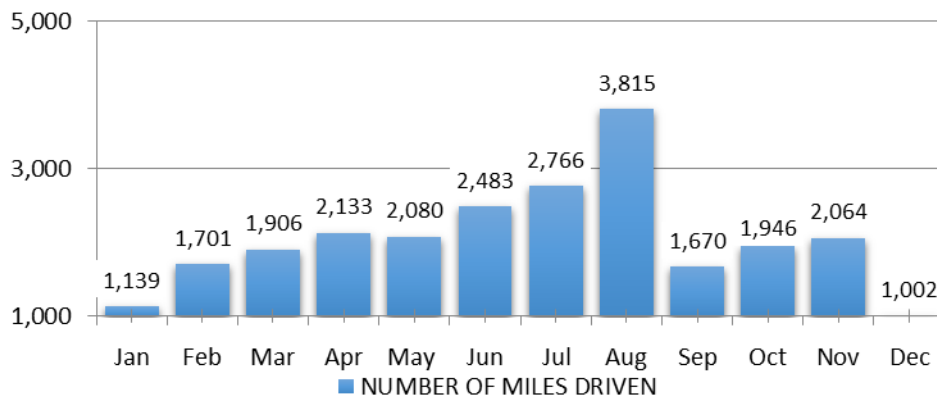


TRANSPORTATION UNIT

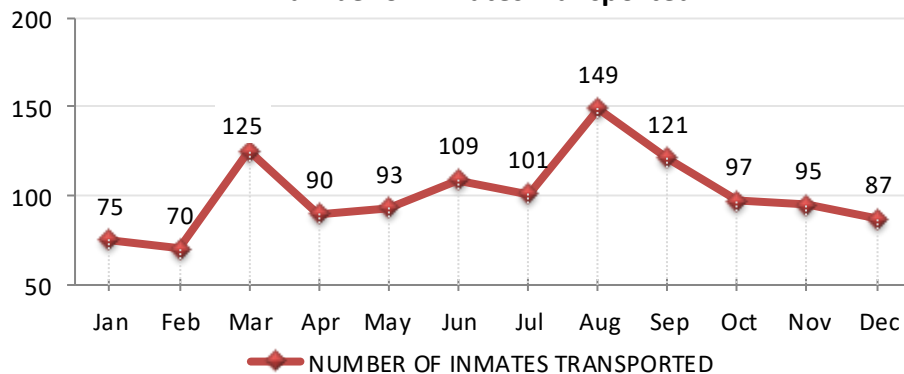
2022 AT A GLANCE

- ◆ A total of 1,212 inmates were transported
- ◆ A total of 761 trips were made:
 - 363 trips were made to court
 - 323 for medical appointments
 - 75 miscellaneous
- ◆ 24,705 miles were logged by the Transportation Unit- an average of 68 miles per day
- ◆ 133 inmates were transported to the Department of Public Safety and Correctional Services
- ◆ 1,277 Bail Reviews were held by video from the Detention Center to District Court
- ◆ 102 transports were made out of county

Mileage for Inmate Transports



Number of Inmates Transported



INMATE PROGRAMS

2022 AT A GLANCE

- ◆ 0 inmates were processed to Home Detention
- ◆ 0 inmates were processed to Work Release
- ◆ Average daily inmate population on programs was:
Work Release— 0
Home Detention— 0

Inmates on the Home Detention and Work Release Programs are charged a participation fee of \$14 per day.

The Weekend Confinement Program was terminated on November 30, 2016.

HOME DETENTION

	2019	2020	2021	2022
Participants	10	15	1	0
Revenue	\$6,888	\$19,264	\$7,772	\$ 0

WORK RELEASE

	2019	2020	2021	2022
Participants	4	4	0	0
Revenue	\$3,234	\$1,792	\$ 0	\$ 0

**** Home Detention and Work Release Programs was suspended in 2022 due to COVID

INMATE PROGRAMS

Home Detention—allows inmates to serve their sentence in their homes via electronic monitoring and continue employment, educational classes and attend treatment.

Work Release—allows inmates to obtain or continue employment within the community while serving their sentence. Inmates on this program are allowed to leave the facility to go to work but must return when their work day is concluded. Work site supervision is supplied by employers along with site checks conducted by Detention Center staff.

To be considered for the above programs, inmates must be recommended by their sentencing judges to participate.

The charts below indicate how many inmates were recommended for Home Detention, Work Release, and Weekend Confinement from each court.

HOME DETENTION AUTHORIZED BY COURT

	2018	2019	2020	2021	2022
Circuit Court	16	8	11	1	0
District Court	3	2	4	0	0
Total	19	10	15	1	0

WORK RELEASE AUTHORIZED BY COURT

	2018	2019	2020	2021	2022
Circuit Court	3	2	2	0	0
District Court	2	2	2	0	0
Total	5	4	4	0	0

DAY REPORTING CENTER PROGRAM

2022 AT A GLANCE

- ◆ 41 inmates were referred to the Day Reporting Center
- ◆ 29 inmates were admitted
- ◆ 10 inmates were ineligible for the following reasons:
 - 1 Detainers in other states and/or other counties
 - 0 Unable to obtain residence
 - 1 Resided outside of county and/or state
 - 0 Crimes of Violence
 - 1 Declined
 - 1 Parole Retake
 - 6 Miscellaneous Reasons
- ◆ 12 participants were returned to the Detention Center for failing to adhere to program rules; 7 participants were readmitted
- ◆ 25 Participants have independent housing, 13 participants live in sober housing
- ◆ 80% Participants were employed full-time within 45 days of admission
- ◆ 85% Attendance Rate for Programs
- ◆ 100% Received Mental Health Services

The Washington County Sheriff's Office, **Day Reporting Center** opened on October 1, 2017. The program is located on the grounds directly behind the County Detention Center and the Sheriff's Office. The day reporting center is alternative to incarceration for individuals committed to the Washington County Detention Center with a substance related criminal conviction. The Washington County Sheriff's Office Day Reporting Center is a six month, on-site, non-residential cognitive restructuring program designed to change an offender's adverse thinking patterns and attitudes, improve job skills and job retention. The individuals remains in the custody of the Washington County Detention Center, with a modified home detention privileges. The primary goals of the program is to reduce offender recidivism, improve offender's ability to conform to community norms, enhance coping skills, decrease substance relapse, increase employability, and increase job retention.

The program hours of operation are Monday through Friday 8:00 a.m. to 8:00 p.m. and Saturday 8:00 a.m. to 4:00 p.m. The program is closed on Sunday and major holidays. The program will blend a high level of supervision to include GPS (global positioning system), community surveillance and unannounced home visits, with intensive case management, and treatment for substance related disorders. The program uses cognitive behavioral therapy in group and individual settings, medication assisted treatment using Vivitrol, and random and rigorous alcohol and drug testing. In addition, the program provides health visits, reentry, peer recovery, soft and life skills, vocational assessments, employability, financial and emotional literacy, pro-social support, mediation, mentoring / coaching, and health and wellness services. The program provides job training for those with inadequate work skills and lack of stable employment. The program refers to community providers for mental health services.

JAIL SUBSTANCE ABUSE PROGRAM (J.S.A.P.)

2022 AT A GLANCE

PROGRAM DESCRIPTION	2018	2019	2020	2021	2022
JSAP Evaluations	164	157	35	32	57
JSAP Completions	147	136	22	13	23
JSAP Group Services	1,883	1,721	268	223	524
JSAP Individual Services	161	189	32	28	80
TAMAR Participants (Male & Female)	100	162	47	15	28
TAMAR Activities	814	892	223	183	230
Anger Management Participants (Male & Female)	73	72	13	6	10
Anger Management Activities	264	256	34	6	43
Court Ordered 8-505 Evaluation provided	9	12	13	30	16
HIV Testing	76	33	12	0	0
Overdose Response Training (Narcan)	98	63	7	6	25

The Washington County Health Department, Division of Behavioral Health Services, Jail **Substance Abuse Program (JSAP)** was established in 1989 as substance use disorder treatment program operating within the Washington County Detention Center. JSAP is accredited by the Commission on Accreditation for Rehabilitation Facilities (CARF). JSAP is also certified by the State of Maryland Department of Health, Office of Health Care Quality. The Program provides 2 hour daytime substance use treatment groups 2 times per week and individual counseling services for adults at WCDC.

Starting in 2020, a health and wellness group component will be added through Justice and Recovery Advocates, Inc. Naltrexone pharmacotherapy is offered to individuals with alcohol and/or opiate addiction if meeting criteria upon release. Counselors refer persons served to a community provider of their choice to continue with substance use treatment following release from incarceration. Additional services include evaluations to determine treatment amenability for individuals court ordered under HG Article 8505 and optional programs for parenting skills, Sexual Health in Recovery (SHIR), Overdose Response Training, and HIV testing.

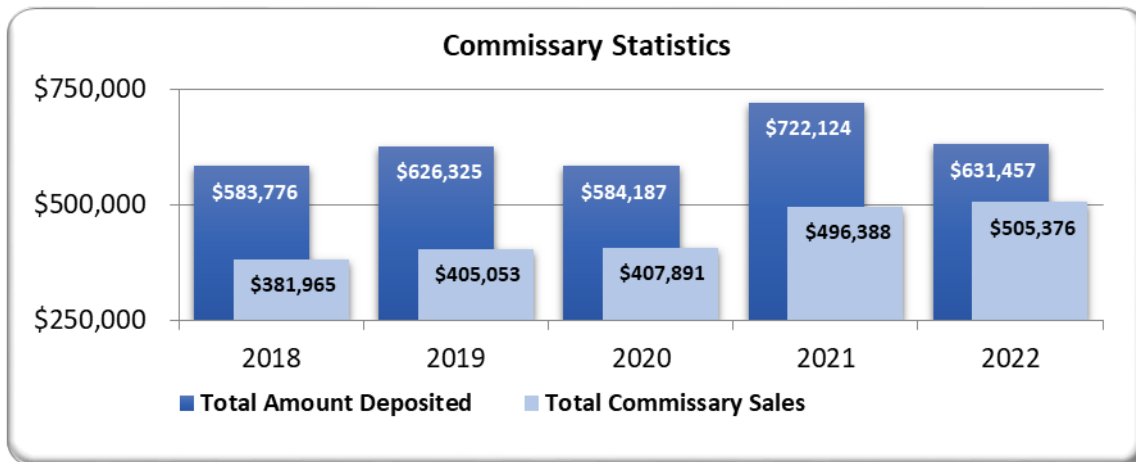
Trauma, Addiction, Mental Health, and Recovery (TAMAR) is a ten (10) week program and Anger Management is a six (6) week program.

INMATE COMMISSARY/ACCOUNTS MANAGEMENT

2022 AT A GLANCE

- ◆ Total amount deposited into inmate accounts was \$631,457
- ◆ 14,037 commissary orders were filled
- ◆ Average inmate commissary order was \$36.00
- ◆ \$141.00 in Medical fees
- ◆ \$2,983.00 in Classification fees
- ◆ \$1,162.00 for Property damage
- ◆ Annual accounting audit completed by outside agency with 0 deficiencies

Commissary sales totaled \$505,376.00



INMATE VISITING

In July 2011, the Washington County Detention Center implemented a Video Visitation System for inmate visitation with family and friends. The Video Visitation System uses computer screens and telephones so that the inmate can remain on their housing unit but still be able to visit with their family and friends. Visitors must logon to the system to schedule their visit which allows them to visit at more convenient times for them.

In addition, the Video Visitation System has allowed the Maryland Parole Commission to conduct parole hearings remotely so that the Commission can hold hearings in a timely manner with all inmates who are entitled to parole hearings. Prior to the implementation of Video Visitation, the Parole Commission had to travel from Baltimore to Hagerstown to hold parole hearings. This prevented them from holding parole hearings with the inmate in a timely manner as required by law.

9,464 visits were conducted at the Detention Center in 2022!

CLASSIFICATION UNIT

2022 AT A GLANCE

◆	357 inmates were assigned Trusty positions:
	108 Kitchen Trusties
	143 Sanitation
	77 Laundry Trusties
	9 Wall-scrubber Trusties
	20 Other Trusty positions
◆	1,490 Initial Classification Interviews
◆	978 Reclassification Hearings were conducted
◆	30 Classification Reviews were held
◆	261 Detainers were processed
◆	2,673 Inmate Request Slips were handled
◆	48 Parole Hearings

The Detention Center is required to house inmates having a variety of criminal charges, cultural, social and educational backgrounds, and personal needs. An Initial Classification Interview, an information gathering process is conducted for each inmate. During this process, **Classification Counselors** assess an inmate's current charges, sentence/bond status, criminal history, medical/mental health history, and housing requirements. Orientation to facility rules and regulations and institutional functions also occurs at this time. Classification Reviews are periodically conducted to determine if modification of an inmate's current status is appropriate. Once compiled, the information is used to assign housing, program access, and in making institutional work assignments. Classification Counselors provide a vital information link between the inmate population, courts, and other judicial system agencies.

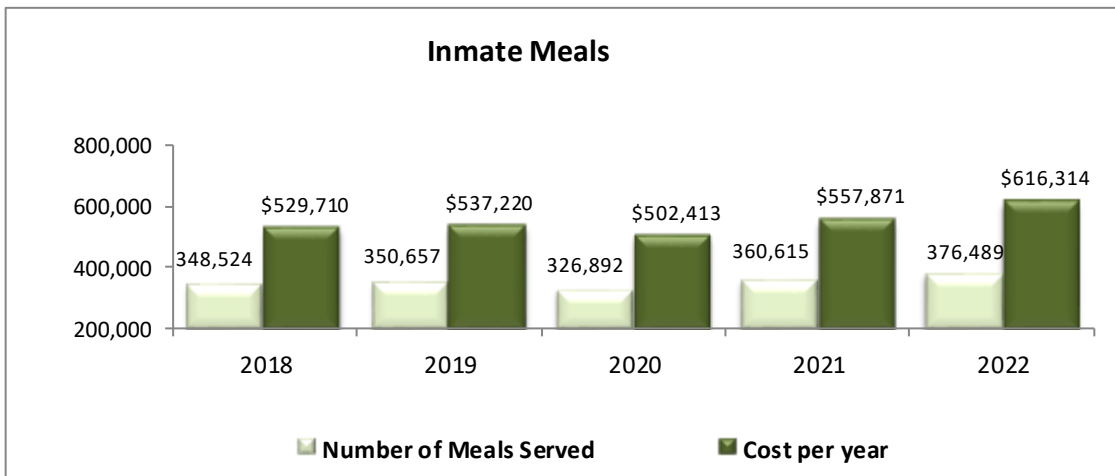
CLASSIFICATION UNIT					
	2018	2019	2020	2021	2022
Classifications	1,904	2,315	1,463	1,429	1,490
Reclassifications	119	174	194	222	978
Request Slips	3,752	3,877	3,467	3,728	2,673
Detainers Processed	321	269	194	248	261

FOOD SERVICES

2022 AT A GLANCE

- ◆ Prepared and served a total of 376,489 inmate meals
(cost per meal was \$1.547 January-April and \$1.724 May–December)
- ◆ Total cost of feeding inmates was \$616,314
- ◆ Served an average of 1,031 inmate meals per day

In 2018, the Washington County Detention Center awarded a contract to ARAMARK to provide food services to inmates and staff. Food Service operations must comply with all regulatory standards mandated by such agencies as the Maryland State Department of Health and Mental Hygiene and the Maryland Commission on Correction Standards. In addition, all dietary requirements of inmates must be met – medical diets, religious diets, special diets, etc.



INMATE EDUCATION PROGRAMS

2022 AT A GLANCE

- ◆ 30 inmates participated in GED Classes
- ◆ 31 in Adult Education, (19 males and 12 females)

MEDICAL & MENTAL HEALTH SERVICES

2022 AT A GLANCE

Over 800 Inmate Health Histories were conducted as part of the intake process. The following numbers indicate those inmates admitting to the listed medical conditions:

◆ 5	—Contagious/Communicable Disease	◆ 11	—Pregnant
◆ 0	—Crab/Lice	◆ 11	—Presently Suicidal
◆ 516	—Drug/Alcohol withdrawal Symptoms	◆ 40	—Prior Drug use
◆ 590	—Heart Condition	◆ 139	—Prior Suicide Attempts
◆ 28	—History of Tuberculosis/Hepatitis	◆ 511	—Psychiatric/Mental Treatment
◆ 81	—IV Drug use/shared needles	◆ 42	—Sexually Transmitted Disease

	PROCEDURE	2021	2022
01	Ambulance Transport	25	64
02	Cardiac/HTN Clinic	785	590
03	Cardiologist Consults	2	5
04	Chest Disease	0	0
05	Deaths	5	2
06	Dental	92	163
07	Detox Prescriptions Started	504	516
08	Dialysis	87	108
09	EKGs	154	179
10	Employee TB Testing	106	110
11	Endocrine Clinic	280	218
12	Emergency Room-(Medical)	61	78
13	Emergency Room-(Accident)	0	0
14	Eye Glass Repair/Exam	31	74
15	Flu Vaccines	16	32
16	Infectious Disease Clinic	423	62
17	INH Clinic	0	0
18	INH Prescription Clinic	0	0
19	Inmate Health Histories	1,047	851
20	Inmate TB Tests	1,145	1,493
21	IV Starts	5	2

	PROCEDURE	2021	2022
22	Laboratory	589	560
23	Neurological Consults	3	1
24	Neurology Clinic	161	148
25	Nurse Sick Call	1,482	1,220
26	OBGYN Consults	12	26
27	On-Site X-ray	201	213
28	Oral Surgery	1	2
29	Orthopedic Consults	17	23
30	Outside X-ray	15	12
31	Meritus Medical Ctr., Inpatient	24	38
32	Physical Therapy	47	46
33	Physicals	702	1,204
34	Physician's Sick Call	406	87
35	Prescription Medication	1,830	7,654
36	Psychotropic Medications	1,427	3,032
37	Psychiatrist	901	931
38	Pulmonary Clinic	627	524
39	RPR	72	49
40	Suicide Attempts	9	3
41	Surgical Consults	5	2
42	Urological Consults	4	9

2022 Operations Outcome Measures

01	Budget for the past 12 months	\$18,706,300
02	Number of staff at the end of the last calendar year (support staff included; DRC & Central Booking staff not included)	123
03	Number of staff who left employment for any reason in the past 12 months	10
04	Total number of credit hours relevant to their facility earned by staff in higher education in the past 12 months	0
05	Number of professional development events (in hours) attended by staff in the last 12 months	40
06	Average Daily Population in the past 12 months	348
07	Number of Admissions in the past 12 months	1,544
08	Number of inmates who were sentenced to the jail for 6 months or more in the past 12 months	434
09	Number of inmates diagnosed with hygiene-related conditions (scabies, lice, or fungal infections) in last 12 months	5
10	Number of inmate injuries (other than fire) requiring medical treatment in the past 12 months	27
11	Number of staff work related injuries (other than fire) requiring medical treatment in the past 12 months	2
12	Number of problems identified by internal health care review that were corrected in the past 12 months	0
13	Number of Sanitation or Health Code violations identified by external agencies in the past 12 months	0
14	Number of Sanitation or Health Code violations corrected in the past 12 months	0
15	Number of incidents involving keys in the past 12 months	0
16	Number of incidents involving tools in the past 12 months	0
17	Number of incidents involving culinary equipment in the past 12 months	0
18	Number of incidents involving medical equipment and sharps in the past 12 months	0
19	Number of rule violations in the past 12 months	1,104
20	Number of assaults—inmate against inmate, inmate against staff—in the last 12 months	19/26

2022 Operations Outcome Measures

21	Number of incidents involving contraband in the past 12 months	64
22	Number of weapons found in the facility in the past 12 months	10
23	Total number of disciplinary decisions made in the past 12 months	410
24	Number of controlled substances found in the facility in the last 12 months	5
25	Number of instances in which force was used in the past 12 months	47
26	Number of times staff uses force were found to have been inappropriate in the past 12 months	0
27	Number of inmate grievances filed alleging inappropriate use of force in the past 12 months	2
28	Number of disciplinary incidents resolved informally in the past 12 months	398
29	Number of formal inmate disciplinary decisions that were appealed in the past 12 months	11
30	Number of appealed disciplinary decisions decided in favor of the inmate in the past 12 months	0
31	Total number of hours of community service donated by inmates in the past 12 months	0
32	Total number of inmates who participated in community service work in the past 12 months	0
33	Number of inmates who passed GED exams while confined in the past 12 months	0
34	Total number of grade levels advanced by inmates in the past 12 months	0
35	Total number of hours of volunteer service delivered by members of the community in the past 12 months	0
36	Total number of individual community members who provided voluntary service in the past 12 months	0
37	Number of Program Changes in the last 12 months (requested from an outside auditing agency)	0
38	Number of Program Changes recommended in the last 12 months (requested from an outside auditing agency)	0
39	Un-authorized walk-offs in the last 12 months	2

NOTES





Washington County Sheriff's Office
500 Western Maryland Parkway
Hagerstown, MD 21740

Detention Division (240) 313-2133
Judicial Division (240) 313-2530
Patrol Division (240) 313-2100

www.washcosheriff.com